

Sustainable Index Derivatives

ESG-X, Low Carbon, Climate Impact,
Europe ESG Leaders Select 30

March 2021



ESG Index Futures (1/2)

Investable and easy access to ESG (Environmental, Social, Governance) Derivatives

Product Value

- Tradeable as a **standard, listed future or options contract, including all safeguards**
- **Easy to implement** and **secured via the CCP** (central counterparty)
- Portfolio risk based margin (PRISMA) **enables margin offsets**
- **Simple and fast integration** of the ESG Futures **into the existing trading infrastructure**
- ESG futures are **linked to our liquid benchmark indices for Europe and the Eurozone** (STOXX Europe 600 < SXXP>, EURO STOXX 50 <SX5E>)
- **Similar risk and return figures** compared to related benchmarks
- Eurex ESG futures will **lower carbon footprint**
- **Reduced block trade size** to facilitate off-book trade entry for institutional investors
- **Liquidity Provider Incentive** scheme to be offered to support on screen price provision

ESG Index Futures (2/2)

Investable and easy access to ESG (Environmental, Social, Governance) Derivatives

General Facts

- First European ESG futures on the Pan European and EURO benchmark Index
- Adapted solution for asset managers with strict mandates to align with ESG requirements
- Focus on futures covering ESG, Low Carbon and Climate Impact
- The index investment families are covering negative/exclusionary screening, norms-based screening, positive/best-in-class screening and sustainability themed investing
- Screening and analytical scoring by global leaders in sustainability research and analysis
- Stepwise extension to complementary sustainability offerings and further regions:
 - Oct-19: STOXX® Europe ESG Leaders Select 30 Futures & Options, STOXX® Europe 600 ESG-X Options
 - Feb-20: STOXX® USA 500 ESG-X Futures
 - STOXX USA 500 ESG-X future is the first exchange-listed derivative that covers the U.S. market while excluding thermal coal extraction and coal-fired power plants

Responsible Investment Approaches

Passive index approaches and Eurex product coverage

	Methology	Principles	Product Range		
Responsible Investment Approaches	Phase 1	Negative Screening	Excluding companies based on controversial product involvements, like tobacco, weapons	STOXX Europe ESG-X future / options	
		Norms-Based Screening	Excluding companies of the benchmark index based on breaches of UN Global Compact principles	STOXX USA 500 ESG-X future MSCI ESG Screened future	
	Phase 2	ESG Integration	Incorporating ESG scores to enhance the risk-return profile of a benchmark index	EURO STOXX Low Carbon future, STOXX Europe Climate Impact future	E
		Positive Screening	Inclusion of companies that show (relatively) the best performance on ESG (by sector)	STOXX Erp Leaders Select futures / options	
				DAX 50 ESG future / options	
				EURO STX 50 ESG future / options	
Further / Other index providers					
Phase 3	SRI (Socially Responsible Investment)	Investment strategy that considers both financial return and social/environmental good	SRI future		
			Climate Change ESG future	E	
	Impact Investing	Investments focused on companies aiming to solve sustainable development goals (SDGs)	Climate Transition (CTB) / Paris-aligned (PAB) Benchmark futures	E	
				Factors	

E = Environmental 9th Nov 2020 Evaluated Launched

STOXX® 600 Index Family: 453 Mio. Lots Traded Vol. 2019

STOXX Europe 600						
Factors	Sizes	Sectors	Blue Chip	ESG		
iSTOXX Europe Factor Indices 6 factors	iSTOXX Europe 600 Size Indices 3 sizes	STOXX Europe 600 ICB Supersectors 3 sizes	STOXX Europe 50 SX5P <Index>	STOXX EUROPE 600 ESG-X SXXPESGX <Index>	STOXX EUROPE Climate Impact SXECITEP <Index>	STOXX EUROPE ESG Leaders Select 30 EUR Index SEESGSEP <Index>
Traded Vol: 520,139 ADV: 2,056 Vol. EUR: 3.40 bn. ADV Vol. EUR: 13 M	Traded Vol: 790,364 ADV: 3,124 Vol. EUR: 13.20 bn. ADV Vol. EUR: 52 M.	Traded Vol: 15,145,261 ADV: 59,863 Vol. EUR: 250 bn. ADV Vol. EUR: 987 M.	Traded Vol: 514,826 ADV: 2,035 Vol. EUR: 16.10 bn. ADV Vol. EUR: 64 M	Traded Vol: 673,802 ADV: 3,091 Vol. EUR: 9.70 bn. ADV Vol. EUR: 48.50 M.	Traded Vol: 177 ADV: 1 Vol. EUR: 2.3 M. ADV Vol. EUR: 11.645 M	Traded Vol: 12,298 ADV: 28 Vol. EUR: 197.46 M. ADV Vol. EUR: 6.6 M.

EURO STOXX			
Factors	Sectors	Blue Chip	ESG
EURO STOXX Size Indices 3 sizes	EURO STOXX ICB Supersectors 18 Sectors	EURO STOXX 50 SX5E <Index>	EURO STOXX 50 Low Carbon SX5ELCEP <Index>
Traded Vol: 459,548 ADV: 1,816 Vol. EUR: 8.20 bn. ADV Vol. EUR: 32.3 M.	Traded Vol: 142,783,144 ADV: 564,360 Vol. EUR: 681.20 bn. ADV Vol. EUR: 2.7 bn.	Traded Vol: 292,360,338 ADV: 1,155,574 Vol. EUR: 9.992 bn. ADV Vol. EUR: 39.5 bn.	Traded Vol: 925 ADV: 4.24 Vol. EUR: 15.6 M. ADV Vol. EUR: 77,547

STOXX USA 500 ESG-X
ESG
STOXX USA 500 ESG-x SU5LESGX <Index>
Launched in February 2020

STOXX® 600 Index Family: 453 Mio. Lots Traded Vol. 2020

STOXX Europe 600

Factors	Sizes	Sectors	Blue Chip	ESG		
iSTOXX Europe Factor Indices 6 factors	iSTOXX Europe 600 Size Indices 3 sizes	STOXX Europe 600 ICB Supersectors 3 sizes	STOXX Europe 50 SX5P <Index>	STOXX EUROPE 600 ESG-X SXXPESGX <Index>	STOXX EUROPE Climate Impact SXCITEP <Index>	STOXX EUROPE ESG Leaders Select 30 EUR Index SEESGSEP <Index>
Traded Vol: 414,160 ADV: 1,624 Vol. EUR: 2.48 bn. ADV Vol. EUR: 9.7 M	Traded Vol: 844,989 ADV: 3,314 Vol. EUR: 12.63 bn. ADV Vol. EUR: 49 M.	Traded Vol: 16,537,950 ADV: 64,855 Vol. EUR: 218.7 bn. ADV Vol. EUR: 857.5 M.	Traded Vol: 578,937 ADV: 2,270 Vol. EUR: 16.75 bn. ADV Vol. EUR: 65.6 M	Traded Vol: 1,181,910 ADV: 4,635 Vol. EUR: 15.86 bn. ADV Vol. EUR: 62.2 M.	Traded Vol: 897 ADV: 3.5 Vol. EUR: 10.9 M. ADV Vol. EUR: 0.0428 M	Traded Vol: 12,518 ADV: 49 Vol. EUR: 160.4 M. ADV Vol. EUR: 0.629 M.

EURO STOXX

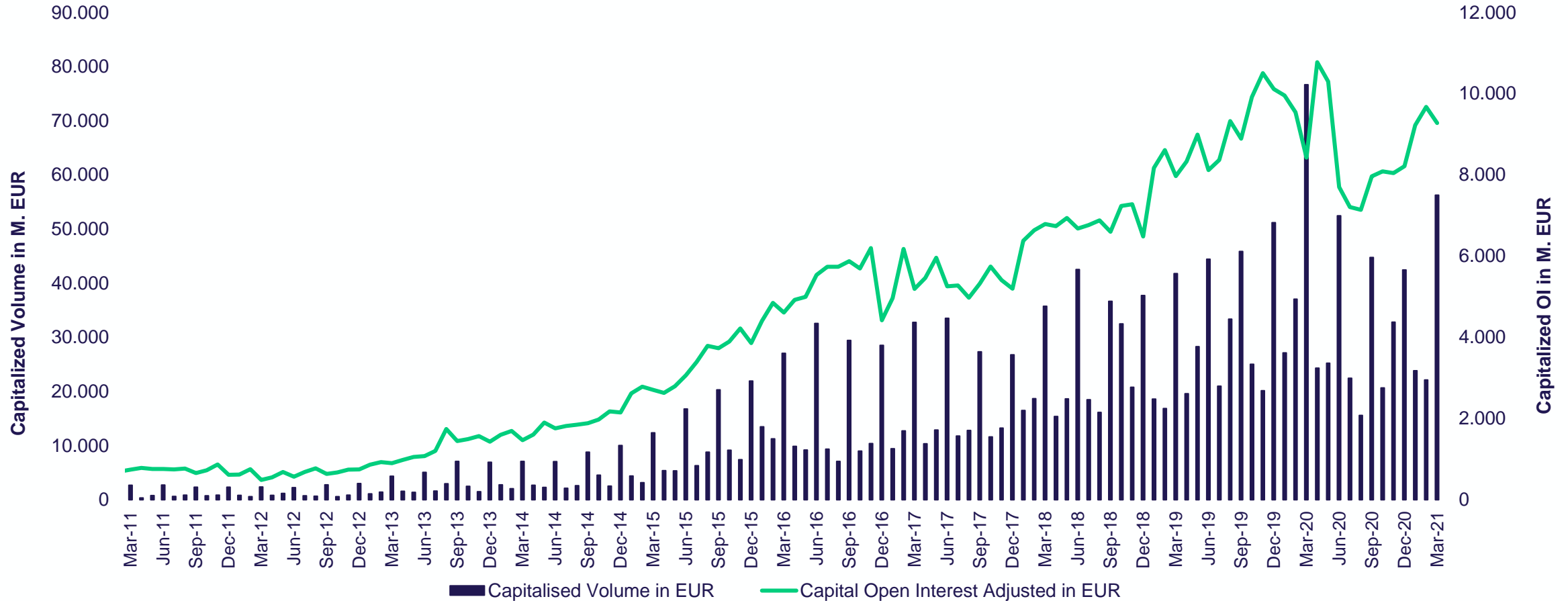
Factors	Sectors	Blue Chip	ESG
EURO STOXX Size Indices 3 sizes	EURO STOXX ICB Supersectors 18 Sectors	EURO STOXX 50 SX5E <Index>	EURO STOXX 50 Low Carbon SX5ELCEP <Index>
Traded Vol: 630,536 ADV: 2,473 Vol. EUR: 10.5 bn. ADV Vol. EUR: 41.3 M.	Traded Vol: 154,040,558 ADV: 604,081 Vol. EUR: 555 bn. ADV Vol. EUR: 2.2 bn.	Traded Vol: 647,352,769 ADV: 2,538,638 Vol. EUR: 20 Trn. ADV Vol. EUR: 79.6 bn.	Traded Vol: 3,312 ADV: 13 Vol. EUR: 51.8 M. ADV Vol. EUR: 203,330

STOXX USA 500 ESG-X

ESG
STOXX USA 500 ESG-x SU5LESGX <Index>
Launched in February 2020

Development STOXX® Europe 600 Index Futures (FXXP) (1/2)

Bloomberg Ticker: SXXP <Index> (Futures)

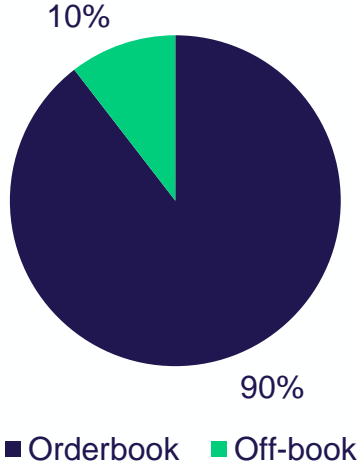


Development STOXX® Europe 600 Index Futures (FXXP) (2/2)

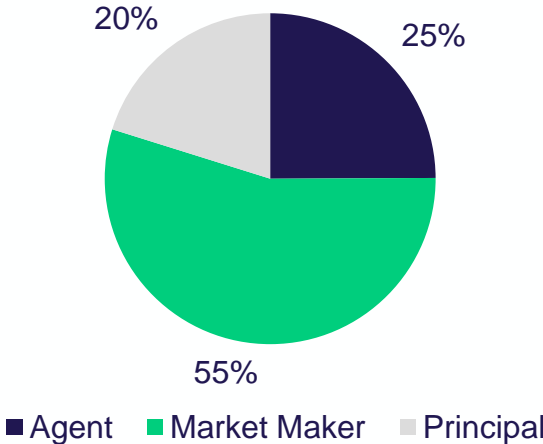
Statistics

ADV 2021	78,429 / 1.62 bn EUR
ADV 2020	129,840 / 1.04 bn EUR
Total Volume 2021	4,941,033 / 102 bn EUR
Change YTD 20/21**	-26,63%
Open Interest 2021 (Ultimo)	436,329 / 9.3 bn EUR

Trade Type in 2021*



Account Role in 2021*

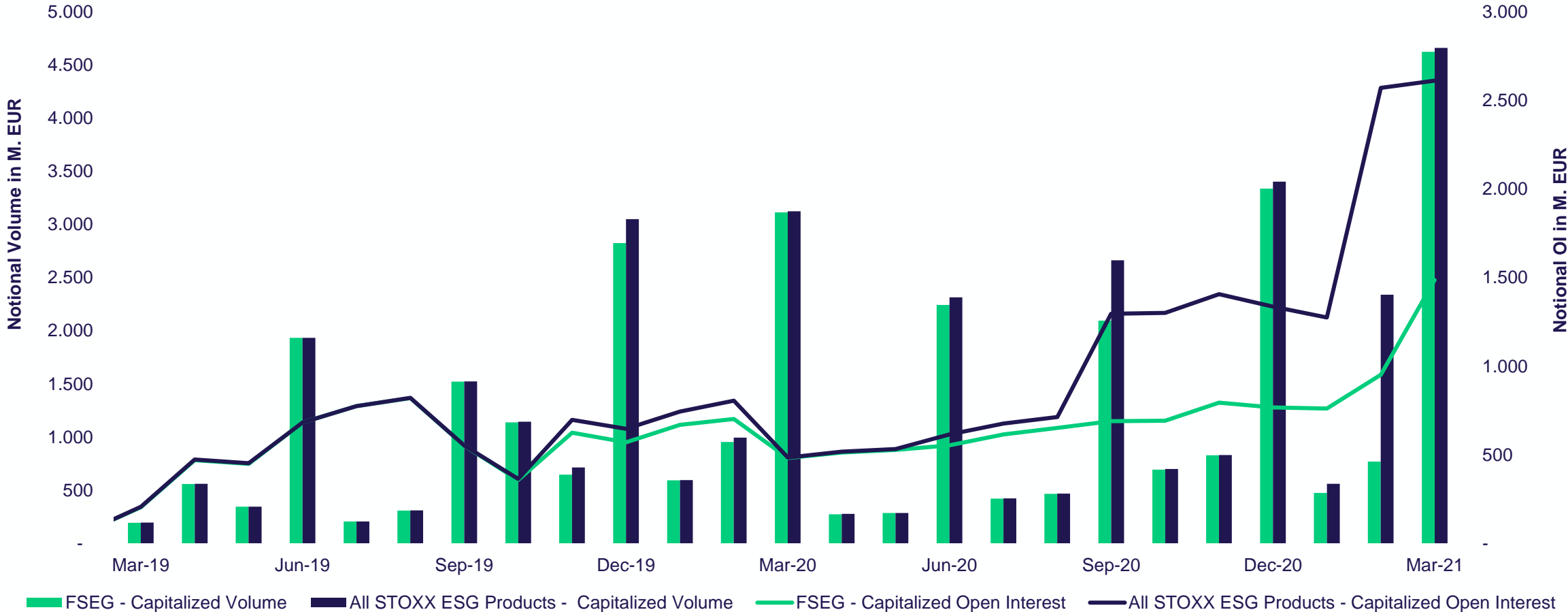


*YTM Mar 2021
**Mar 20/21

STOXX® ESG-X Derivatives (1/2)

Segment volume and open interest development

STOXX ESG Volume and Open Interest Development



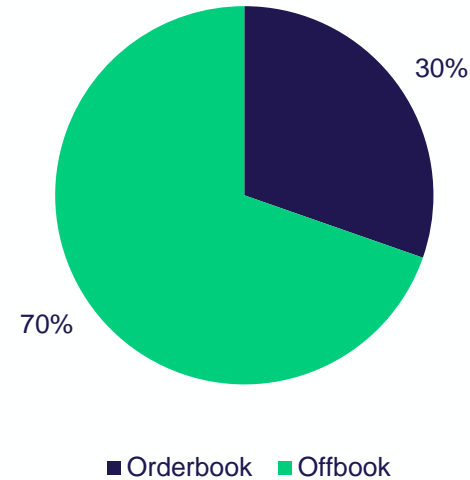
STOXX® ESG-X Derivatives (2/2)

Segment volume and open interest development (FSEG)

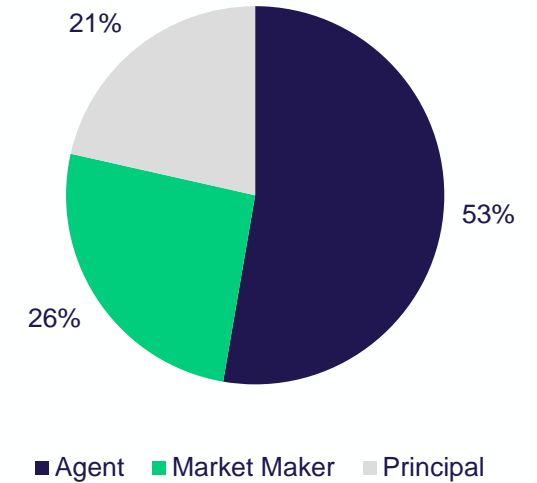
YTM Statistics

OI & Trading Volume	2021	2020
Open Interest**	93,622 lots	41,044 lots
Cap. Open Interest**	1.49 bn EUR	482 m EUR
Traded Volume	375,912 lots	375,821 lots
Active Members	60	42

FSEG Trade Type in 2021*



FSEG Account Role in 2021*



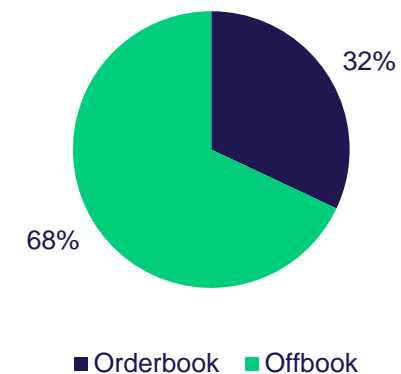
*YTM Mar 2021
**Month Ultimo Mar 20/21

STOXX® ESG-X Derivatives 2020

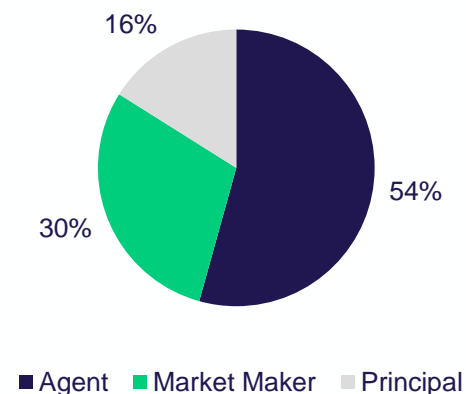
FSEG and OSEG volume development

Month	Trade Type	Trades	Traded Volume in Lots	Traded Volume / Lots per Trade	Notional Volume per Trade in EUR	Notional Traded Volume in EUR
Jan 20	Regular Trade	695	20.085	29	434.952	302.291.800
	TES	56	17.476	312	4.578.867	256.416.540
	Total	751	37.561	50	743.953	558.708.340
Feb 20	Regular Trade	681	32.470	48	729.015	496.459.370
	TES	42	121.756	2.899	43.721.914	1.836.320.380
	Total	723	154.226	213	3.226.528	2.332.779.750
Mar 20	Regular Trade	1.045	102.764	98	1.538.234	1.606.684.922
	TES	112	191.361	1.709	26.942.742	3.017.587.130
	Total	1.157	294.125	254	3.998.506	4.624.272.052
2021 Totals	Regular Trade	2.421	155.319	64	993.777	2.405.436.092
	TES	210	330.593	1.574	24.334.876	5.110.324.050
	Total	2.631	485.912	185	2.857.160	7.515.760.142

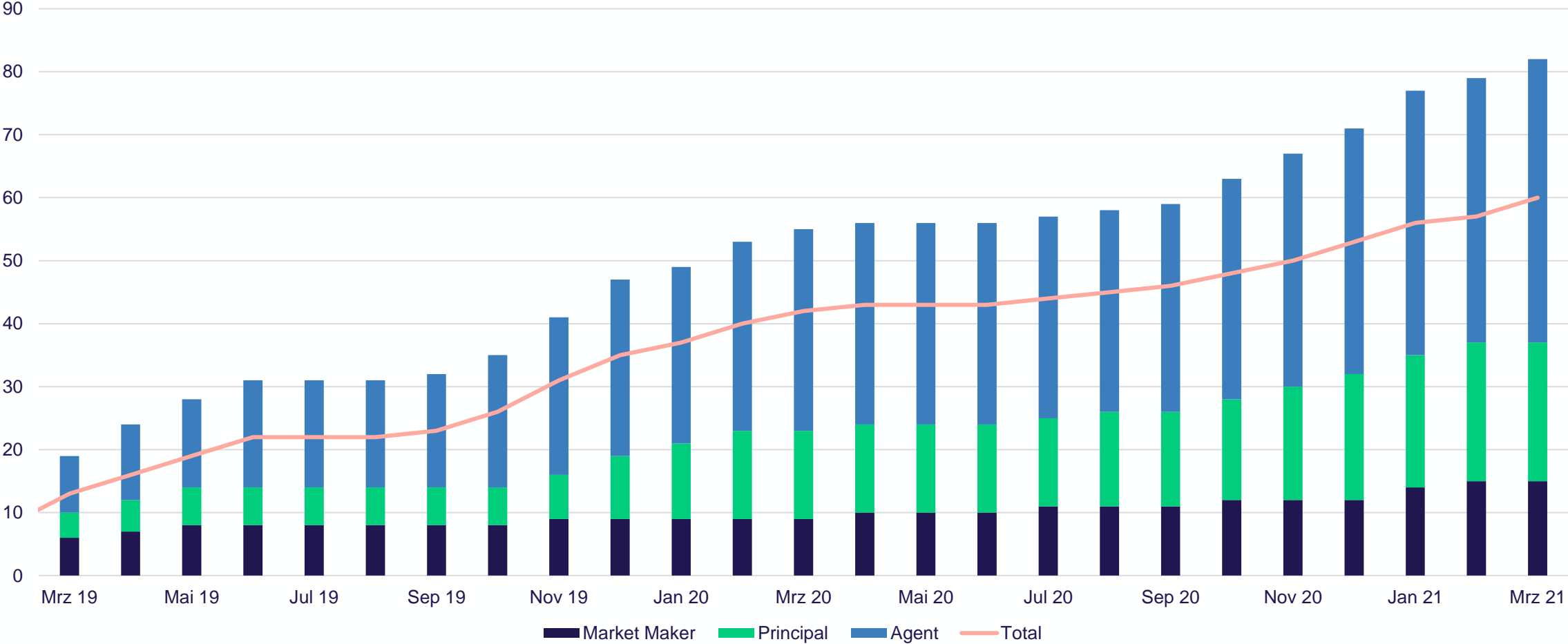
FSEG Trade Type in Mar 2021



FSEG Account Role in Mar 2021



Active Members in all EUREX ESG Products



STOXX ESG-X Methodologies

Apply exclusion criteria (norms-based, controversial weapons, tobacco and coal screening)

Index Concept

- Low tracking error with **similar risk / return profile** compared to STOXX® Europe 600 / STOXX® USA 500 ESG-X

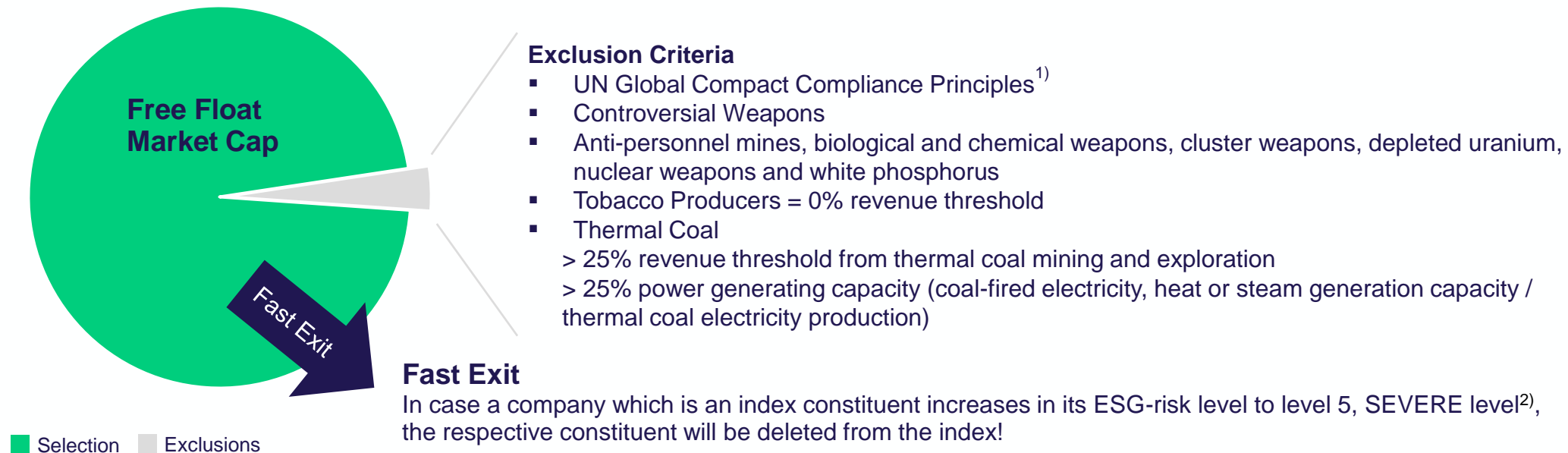
ESG screening (provided by Sustainalytics)

- **Based on responsible policy** of leading asset owners
- **Exclude all companies:**
 - In **breach of UN Global Compact principles** which includes controversies in the following areas:
 - Human rights, labour rights, environment, business ethics and anti-corruption
 - With **involvement in production or distribution of controversial weapons** (anti-personnel mines, biological and chemical weapons, cluster weapons, depleted uranium, nuclear weapons and white phosphorus)
 - **All tobacco producers** (0% revenue threshold)
 - Advanced **screening on thermal coal:**
 - **Thermal coal mining** companies (revenues > 25%)
 - **Coal power generating** companies (capacity >25%)

STOXX ESG-X Screening / Exclusion Methodology

Norms-based, Controversial Weapons, Tobacco and Thermal Coal Screening

Universe STOXX EUROPE 600 STOXX USA 500	Weighting Free Float Market Cap Maintenance Quarterly rebalancing, annual review	Selection Exclusion-based Index Type Price Index
--	---	---



1) Source: UNGlobalcompact.org
2) Source: Sustainalytics

STOXX Europe 600 ESG-X

Risk and Return Overview

Risk and return characteristics¹⁾²⁾

	STOXX Europe 600 ESG-X	STOXX Europe 600
Perf. overall (annualized)	8,34%	8,18%
Perf. (1Y)	-1,19%	-1,28%
Perf. (3Y) (annualized)	4,18%	4,29%
Perf. (5Y) (annualized)	5,03%	5,17%
Vol. overall (annualized)	16,80%	16,79%
Volatility (1Y) (annualized)	27,88%	28,09%
Volatility (3Y) (annualized)	18,96%	19,04%
Volatility (5Y) (annualized)	17,61%	17,63%
Sharpe ratio (Overall)	0,57	0,56
Tracking Error (Overall)	0,52%	
Dividend Yield (Overall)	4,86%	4,83%
Maximum drawdown	35,24%	35,34%
Constituents	583	600

Index performance¹⁾

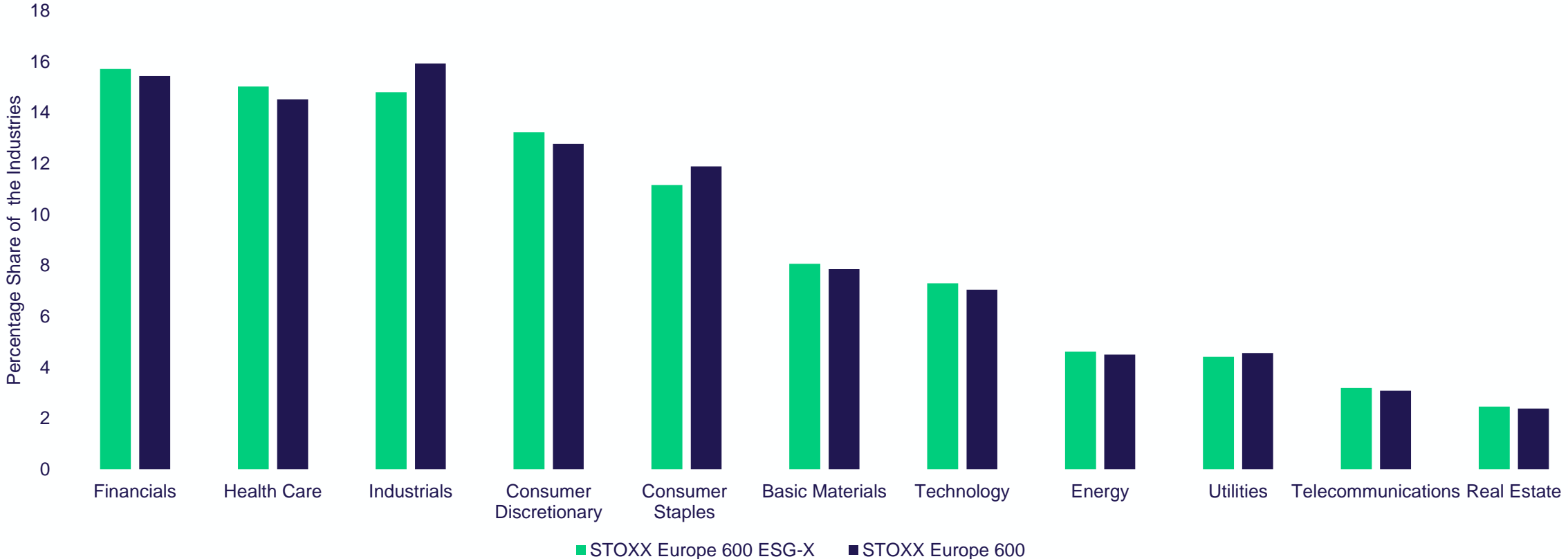


For further, legally binding information on the index, please see the STOXX factsheet: <https://www.stoxx.com/document/Indices/Factsheets/2020/August/SU5LESGX.pdf>

- 1) Source: STOXX Data as of Dec 31, 2020
- 2) Annualised: returns, volatility, Sharpe ratio and tracking error figures used. Relative figures calculated against STOXX EUROPE 600 Index.
- 3) EONIA rate used as proxy for riskless returns.
- 4) Eurex is using the STOXX data as sample data

STOXX Europe 600 ESG-X (1/2)

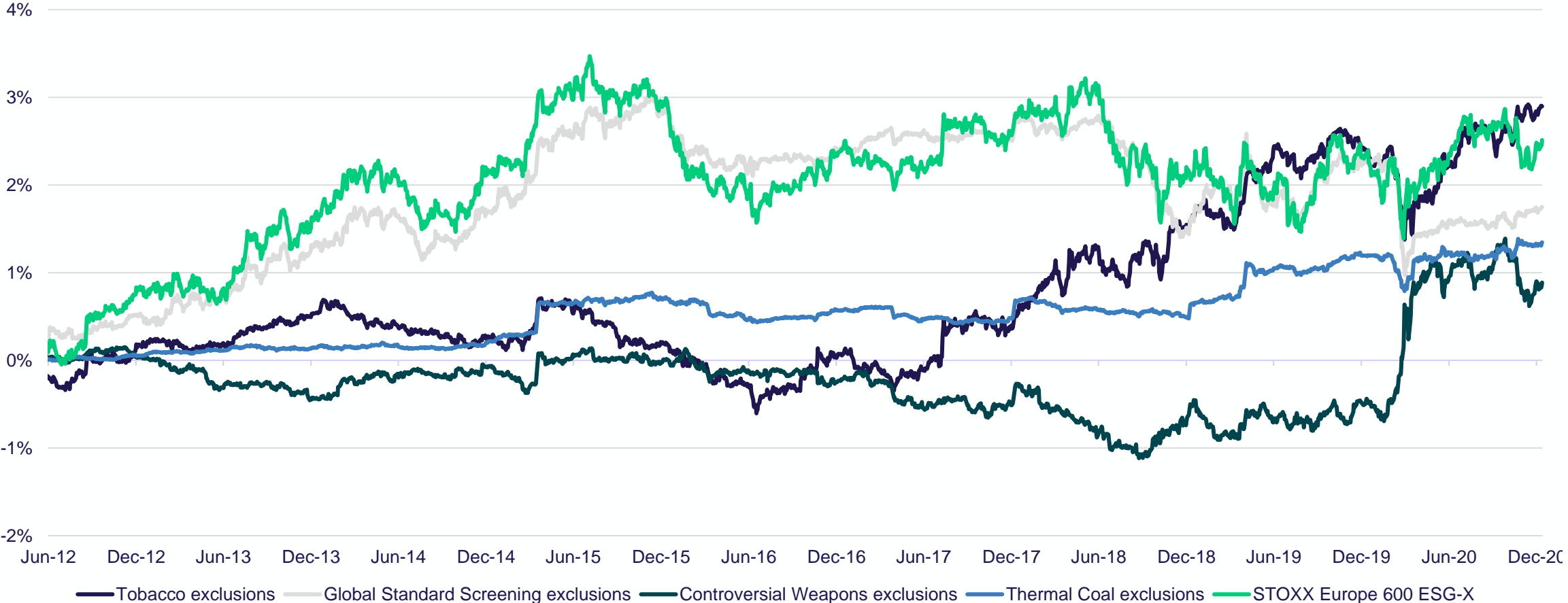
Industry allocation



Source: STOXX. Data as of Dec 31, 2020

STOXX Europe 600 ESG-X (2/2)

Cumulative impact of exclusions on total returns



Source: STOXX. Data as of Dec 31, 2020

STOXX Europe 600 ESG-X Futures

Overview contract specifications in comparison to STOXX® Europe 600 Futures

	STOXX® Europe 600 ESG-X Futures (FSEG)	STOXX® Europe 600 Futures (FXXP)
Bloomberg ID	FUEA Index	SXOA Index
Underlying index	STOXX Europe 600 Ex Global Compact, Controversial Weapons, Coal and Tobacco (SXXPESGX)	STOXX® Europe 600 Index (SXXP)
Index type	Price	
Contract value	100 EUR per index point	50 EUR per index point
Tick value	10 EUR	5 EUR; 1 EUR for calendar spread
Price quotation	in points with one decimal place	in points with two decimal places
Minimum price change	0.1 index points	0.1 index points; 0.02 for calendar spread
Contract months	the next three quarter months of the cycle March, June, September and December (9 months)	
Settlement	cash settlement, due on the first exchange day after the final settlement day	
Final settlement price	the average value of the index calculation in the time between 11:50 and 12:00 noon CET	
Expiration day and Final settlement day	the third Friday of each contract month, if this is an exchange trading day at Eurex Deutschland, otherwise the exchange trading day immediately preceding that day. Close of trading for maturing series is 12:00 noon CET	
Trading Hours	Continuous	07:50 – 22:00 CET
	TES	08:00 – 22:00 CET
Flexible contracts	Available	
Min block trade size	50 lots	100 lots

STOXX Europe 600 ESG-X Options

Overview contract specifications in comparison to STOXX® Europe 600 Options

	STOXX® Europe 600 ESG-X Options (OSEG)	STOXX® Europe 600 Options (OXXP)
Bloomberg Code	SXXPESGX	SXXP index OMON
Underlying index	STOXX Europe 600 Ex Global Compact, Controversial Weapons, Coal and Tobacco (SXXPESGX)	STOXX® Europe 600 Index (SXXP)
Index type	Price	
Contract value	100 EUR per index point	50 EUR per index point
Tick value	10 EUR	5 EUR
Price quotation	In points with two decimal places	In points with one decimal place
Minimum price change	0.01 index points	0.1 index points
Maturities	up to 24 months	up to 60 months
Settlement	cash settlement, due on the first exchange day after the final settlement day	
Final settlement price	the average value of the index calculation in the time between 11:50 and 12:00 noon CET	
Expiration day and Final settlement day	the third Friday of each contract month, if this is an exchange trading day at Eurex Deutschland, otherwise the exchange trading day immediately preceding that day. Close of trading for maturing series is 12:00 noon CET	
Trading Hours	Continuous	08:50 – 17:30 CET
	TES	09:00 – 19:00 CET
Flexible contracts	Available	
Min block trade size	50 lots	100 lots

STOXX USA 500 ESG-X Derivatives

Risk and return overview

Risk and return characteristics¹⁾²⁾

	STOXX USA 500 ESG-X	STOXX USA 500
Perf. overall (annualized)	14,85%	14,46%
Perf. (1Y)	24,49%	21,90%
Perf. (3Y) (annualized)	16,69%	15,31%
Perf. (5Y) (annualized)	16,26%	15,64%
Vol. overall (annualized)	17,11%	16,85%
Volatility (1Y) (annualized)	34,75%	34,56%
Volatility (3Y) (annualized)	23,70%	23,43%
Volatility (5Y) (annualized)	19,56%	19,28%
Sharpe ratio (Overall)	0,85	0,84
Tracking Error (Overall)	0,91%	
Dividend Yield (Overall)	5,06%	5,01%
Maximum drawdown	33,45%	33,82%
Constituents	472	500

Index performance¹⁾

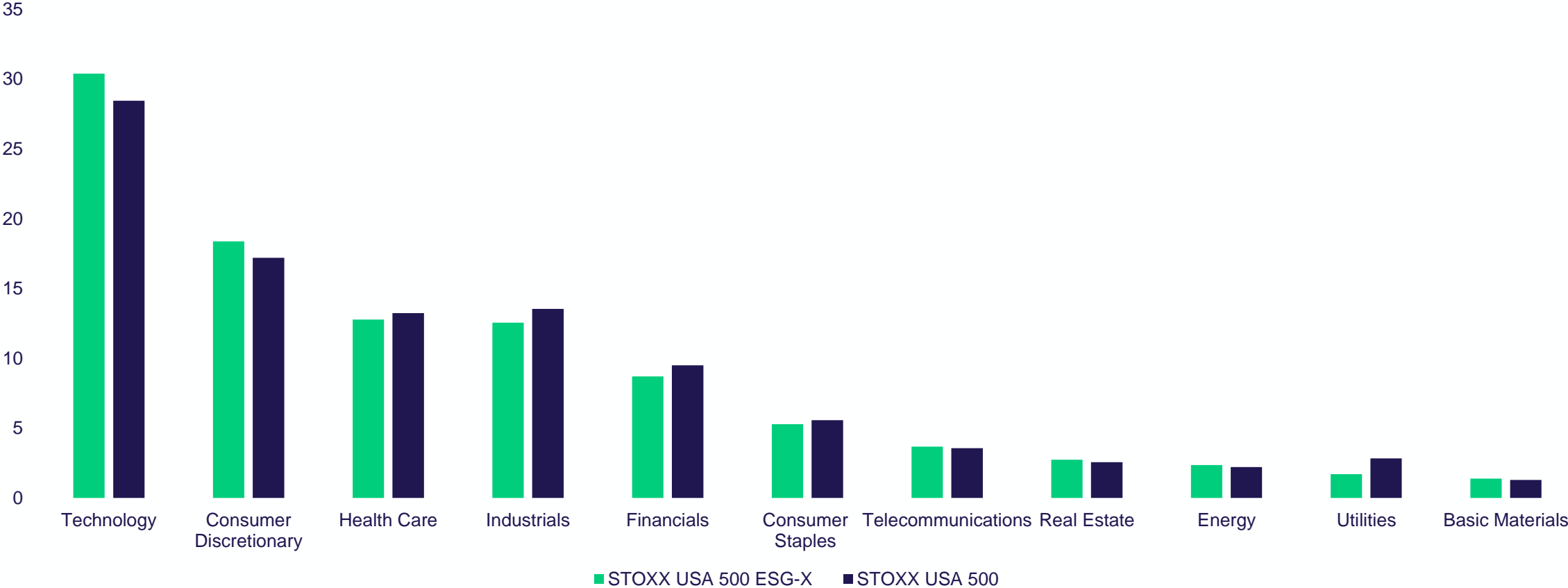


For further, legally binding information on the index, please see the STOXX factsheet: <https://www.stoxx.com/document/Indices/Factsheets/2020/August/SU5LESGX.pdf>

- 1) Source: STOXX Data as of Dec 31, 2020
- 2) Annualised: returns, volatility, Sharpe ratio and tracking error figures used. Relative figures calculated against STOXX EUROPE 600 Index.
 1Y: from Dec18 to Sept 20, 3Y: from Dec16 to Sept 20, 5Y: from Dec14 to Sept 20, Overall: from Mar12 to Sept 2020
- 3) EONIA rate used as proxy for riskless returns.
- 4) Eurex is using the STOXX data as sample data

STOXX USA 500 ESG-X Derivatives (1/2)

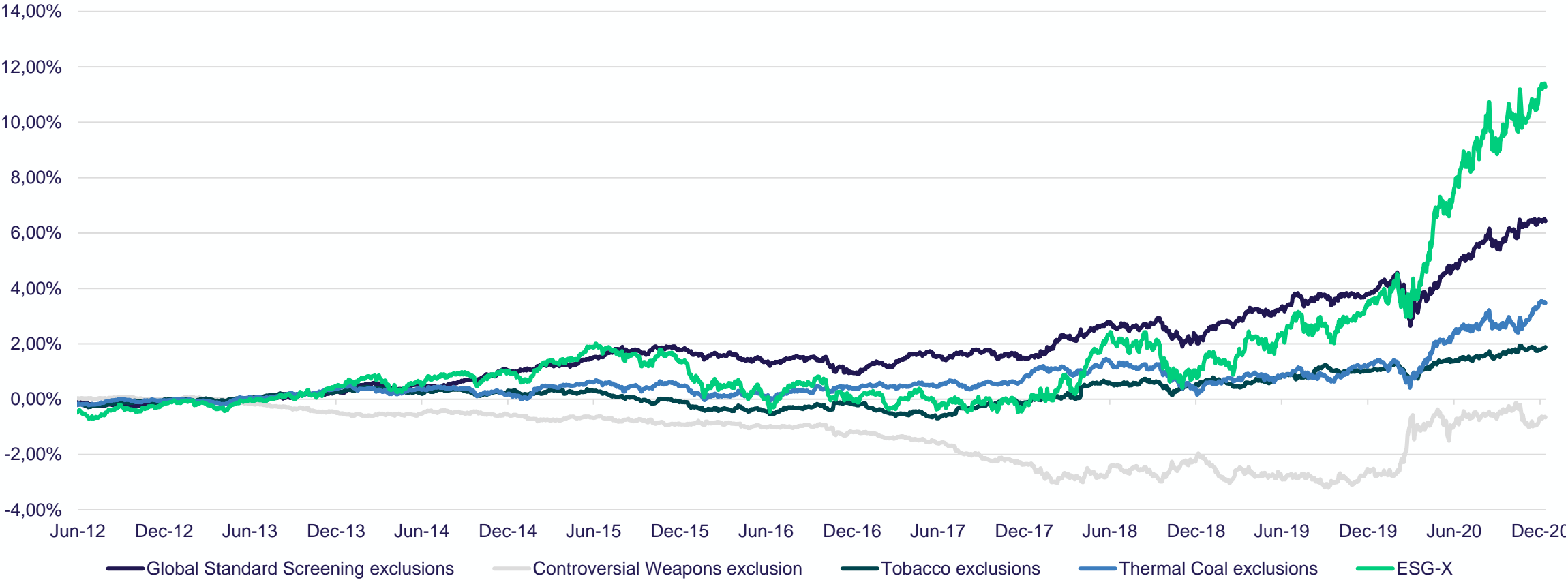
Industry allocation



Source: STOXX. Data as of Dec 31, 2020

STOXX USA 500 ESG-X Derivatives (2/2)

Cumulative Impact of exclusions on total returns



Source: STOXX. Data as of Sep 30, 2020

STOXX USA 500 ESG-X Futures

Overview contract specifications

		STOXX® USA 500 ESG-X Futures (FSUS)
Bloomberg Code		QFCA Index
Underlying index		STOXX USA 500 ESG-X Index (SU5LESGX)
Index type		Price
Contract value		100 USD per index point
Tick value		5.00 USD
Price quotation		in points with two decimal places
Minimum price change		0.05 index points
Contract months		the next three quarter months of the cycle March, June, September and December (9 months)
Settlement		cash settlement, due on the first exchange day after the final settlement day
Final settlement price		relevant for the STOXX® USA 500 ESG-X equity index futures is the index closing price on the last trading day
Expiration day and Final settlement day		the third Friday of each maturity month, if this is a trading day at Eurex Deutschland, otherwise the last trading day immediately preceding that day. Close of trading for maturing series is 22:00 CET. The final settlement day is the trading day following the last trading day.
Trading Hours	Continuous	07:50 – 22:00 CET
	TES	08:00 – 22:00 CET
Flexible contracts		Available
Min block trade size		100 contracts

STOXX Europe Climate Impact Index Futures

Climate Change a long-term commitment

Market consultation

- Investors are discovering the potential of investments in renewable energy and the low-carbon economy and are committed to participate in the transition to a low-carbon economy
- Index concept has been licensed by a leading Scandinavian asset owner for benchmark climate 2-degree portfolio
- Interest from other asset owners expect to grow as further regulation addressing climate change is drafted

Advantages of the index concept

- First index which includes CDP* (formerly known as Carbon Disclosure Project) climate change scoring methodology
- Unique concept utilizing forward-looking indicators based on CDP research
- Only companies with strong environmental stewardship are selected (at least CDP Climate Change Management Level Scoring)
- Carbon footprint of STOXX Europe 600 reduced by approximately 50%
- Similar risk / return profile compared to STOXX Europe 600
- Includes ESG screen: UN Global Compact Violations, controversial weapons, ICB Sector Tobacco and ICB Subsector coal

Advantages of integrating CDP climate scoring

- Measures companies progress towards environmental stewardship
- Scoring methodology includes forward-looking metrics such as carbon pricing and science-based targets
- Aligned with TCFD (Task Force on Climate-related Financial Disclosures) recommendations
- Focuses on companies' climate-related financial disclosures in areas like governance, strategy, risk management, targets and opportunities
- Transparent weighting scheme, no adverse effects from weight optimization
- Trusted and reliable data source

* CDP runs the global disclosure system that enables companies, cities, states and regions to measure and manage their environmental impacts. CDP states to have built the most comprehensive collection of self-reported environmental data in the world.

STOXX Europe Climate Impact

STOXX® Europe Climate Impact Ex Global Compact, Controversial Weapons & Tobacco Index

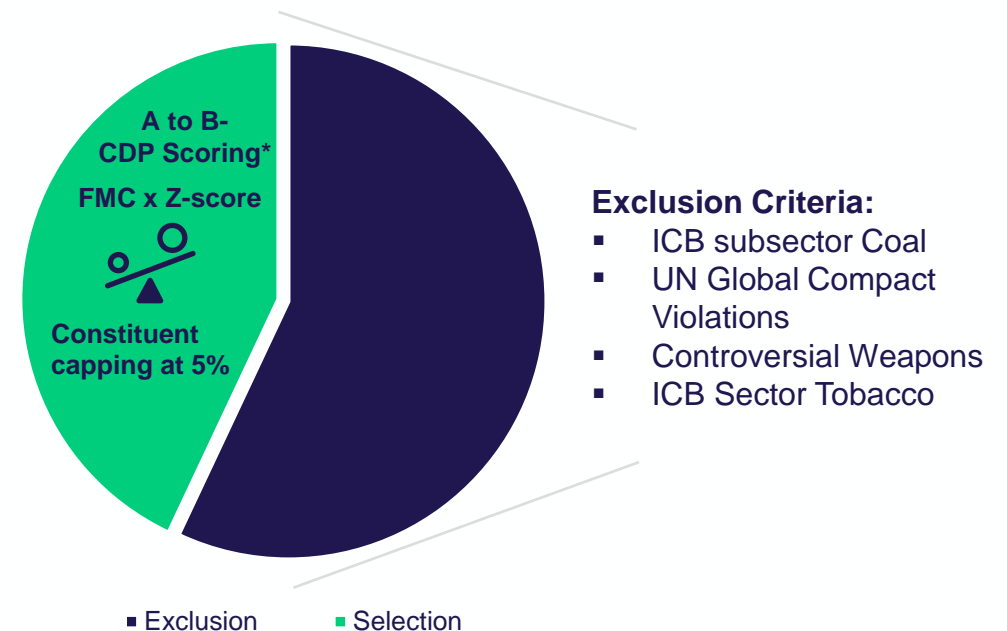
<p>Universe</p> <p>STOXX® EUROPE 600</p>	<p>Weighting Free-float market cap (FMC) constituent capping at 5%</p> <p>Maintenance Quarterly rebalancing, annual review</p>	<p>Selection Based on CDP Climate Scoring</p> <p>Index Type Price Index</p>
--	--	---

STOXX Climate Impact Indices

- Unique concept utilizing **forward-looking** indicators based on CDP research
- Constituents with a CDP Performance Band **Score of between A (Leadership) and B- (Management)**
- Focus on solving the climate problem and managing climate change risks and impact

Weighting

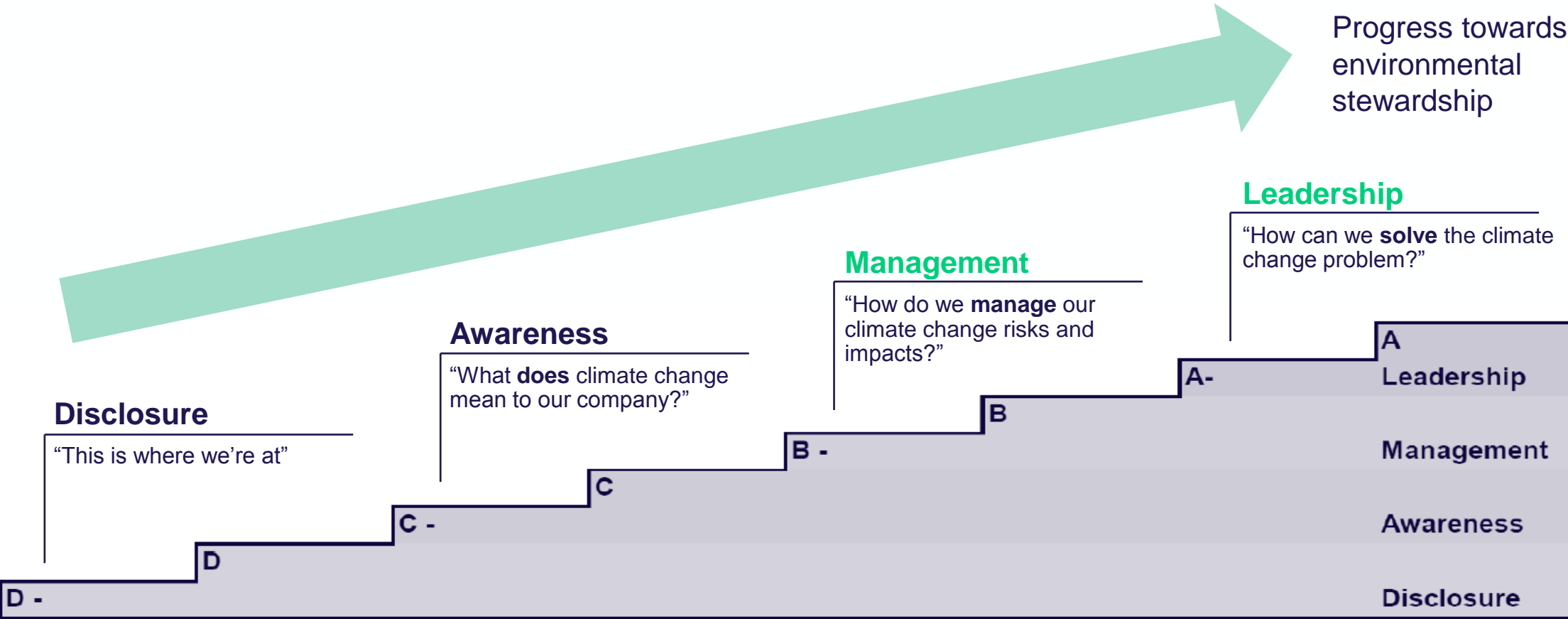
- Free-float market cap (FMC) multiplied by the corresponding Z-score carbon intensity factor of each constituent with constituent capping at 5%
- Overweight stocks with lower carbon intensities, underweight those with higher emissions



The **STOXX Europe Climate Impact index** has a **53.60% lower carbon footprint** than the **STOXX Europe 600 index**

STOXX Europe Climate Impact Index Futures

CDP's scoring approach and corresponding level



Source: CDP

STOXX Europe Climate Impact Index Futures

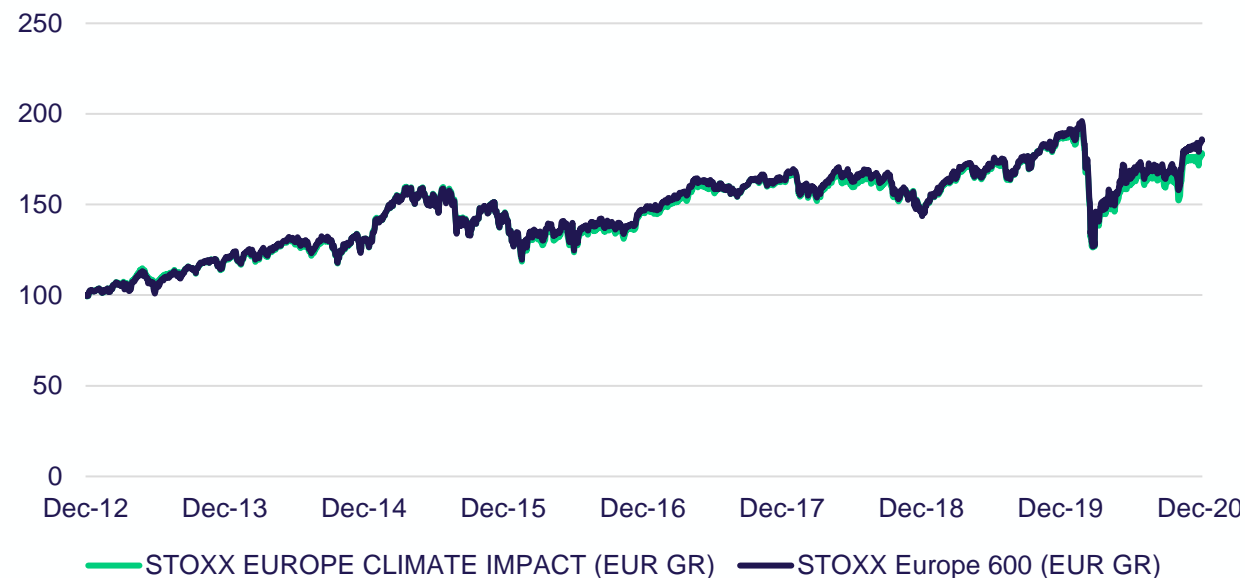
Risk and return overview

Risk and return characteristics¹⁾²⁾

	STOXX Europe Climate Impact Ex GC, CW & Tob	STOXX Europe 600
Perf. overall (annualized)	7,56%	8,13%
Perf. (1Y)	-4,73%	-1,28%
Perf. (3Y) (annualized)	3,03%	4,29%
Perf. (5Y) (annualized)	4,25%	5,17%
Vol. overall (annualized)	16,97%	16,92%
Volatility (1Y) (annualized)	28,29%	28,09%
Volatility (3Y) (annualized)	18,98%	19,04%
Volatility (5Y) (annualized)	17,64%	17,63%
Sharpe ratio (Overall)	0,53	0,56
Tracking Error (Overall)	1,73%	
Dividend Yield (Overall)	4,77%	4,61%
Maximum drawdown	34,55%	35,34%
Constituents	333	600

The STOXX Europe Climate Impact index has approximately 53.60% lower carbon footprint than the STOXX Europe 600 index

Index performance¹⁾

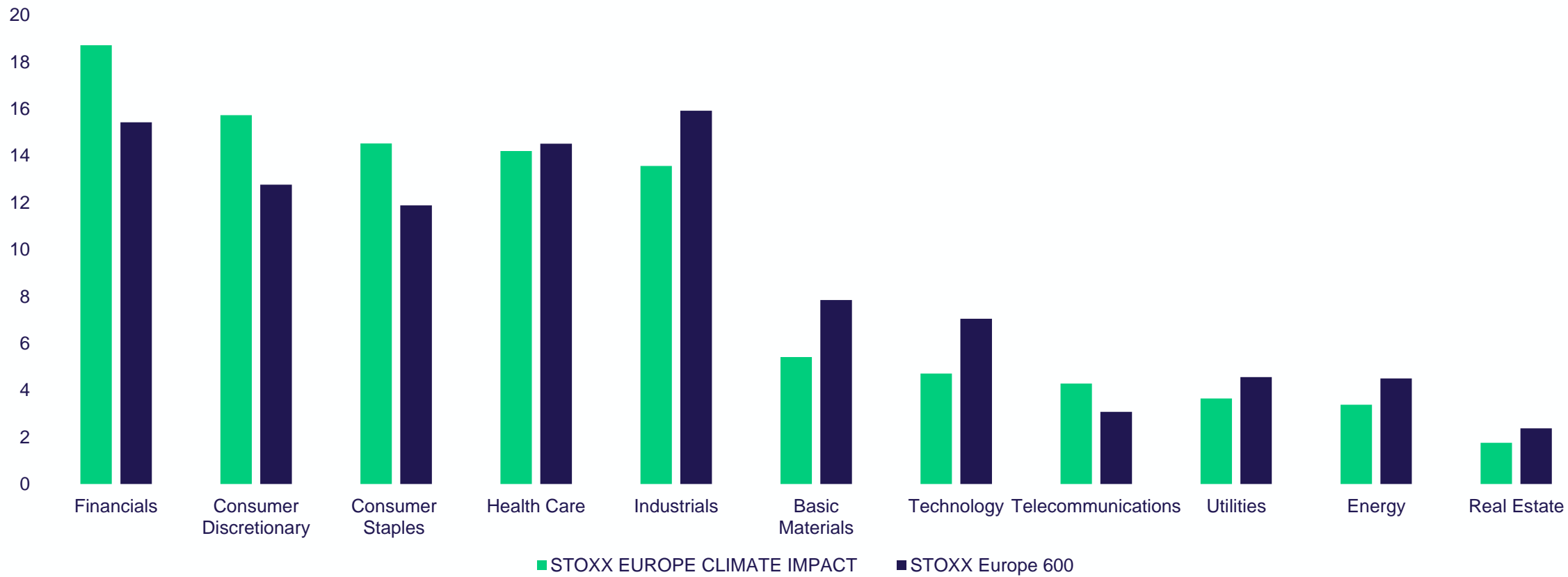


For further, legally binding information on the index, please see the STOXX factsheet: <https://www.stoxx.com/document/Indices/Factsheets/2020/August/SXECITEP.pdf>

- 1) Source: STOXX Data as of Dec 2020
- 2) Annualised: returns, volatility, Sharpe ratio and tracking error figures used. Relative figures calculated against STOXX EUROPE 600 Index.
1Y: from Dec18 to Sept 20, 3Y: from Dec16 to Sept 20, 5Y: from Dec14 to Sept 20, Overall: from Mar12 to Sept 20
- 3) EONIA rate used as proxy for riskless returns.
- 4) Eurex is using the STOXX data as sample data

STOXX Europe Climate Impact Index Futures

Industry allocation

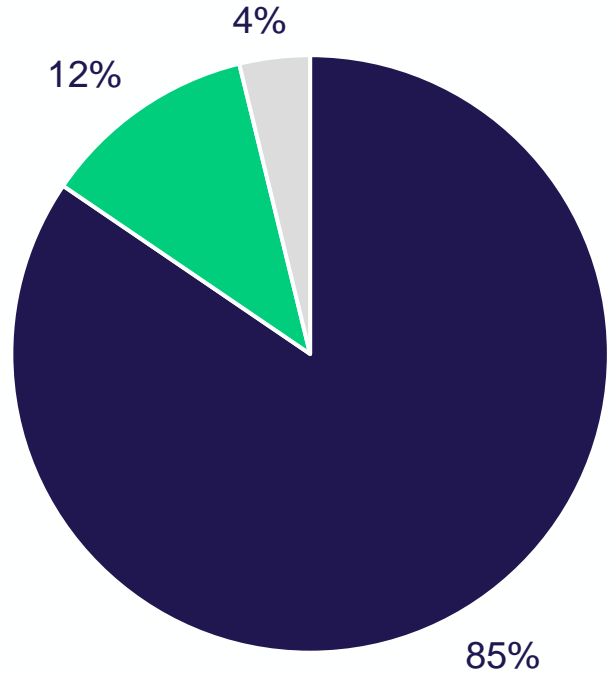


Source: STOXX. Data as of Dec 31, 2020

STOXX Europe Climate Impact Index Futures

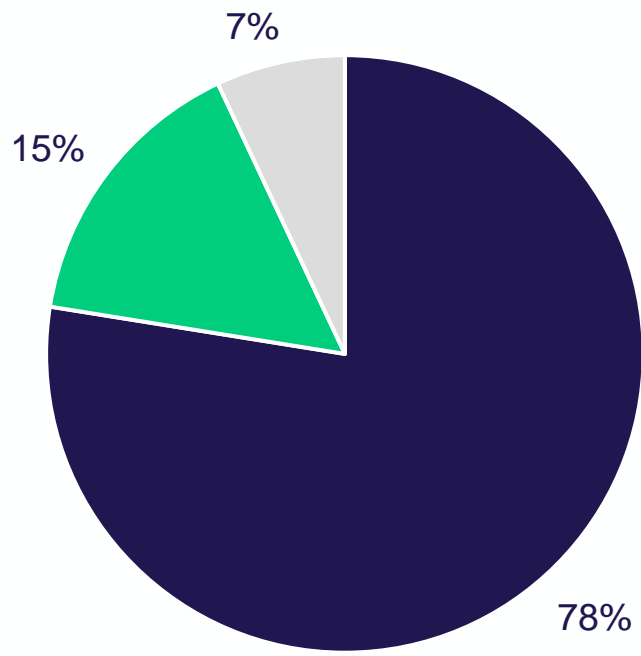
Size allocation

STOXX Europe Climate Impact



- STOXX Europe Large 200
- STOXX Europe Mid 200
- STOXX Europe Small 200

STOXX Europe 600



- STOXX Europe Large 200
- STOXX Europe Mid 200
- STOXX Europe Small 200

Source: STOXX. Data as of Mar 31, 2020

STOXX Europe Climate Impact Index Futures

Overview contract specifications in comparison to STOXX® Europe 600 futures

	STOXX Europe Climate Impact I. Futures (FSCI)	STOXX® Europe 600 Futures (FXXP)
Bloomberg Code	FAEA Index	SXOA index
Underlying index	STOXX Europe Climate Impact Index (SXCITEP)	STOXX® Europe 600 Index (SXXP)
Index type	Price	
Contract value	100 EUR per index point	50 EUR per index point
Tick value	10 EUR	5 EUR; 1 EUR for calendar spread
Price quotation	in points with one decimal place	in points with two decimal places
Minimum price change	0.1 index points	0.1 index points; 0.02 for calendar spread
Contract months	the next three quarter months of the cycle March, June, September and December (9 months)	
Settlement	cash settlement, due on the first exchange day after the final settlement day	
Final settlement price	the average value of the index calculation in the time between 11:50 and 12:00 noon CET	
Expiration day and Final settlement day	the third Friday of each contract month, if this is an exchange trading day at Eurex Deutschland, otherwise the exchange trading day immediately preceding that day. Close of trading for maturing series is 12:00 noon CET	
Trading Hours	Continuous	07:50 – 22:00 CET
	TES	08:00 – 22:00 CET
Flexible contracts	Available	
Min block trade size	50 lots	100 lots

STOXX Europe Climate Impact Index Futures

Overview contract specifications in comparison to STOXX[®] Europe 600 futures

	STOXX Europe Climate Impact I. Futures (FSCI)	STOXX [®] Europe 600 Futures (FXXP)
Bloomberg Code	FAEA Index	SXOA index
Underlying index	STOXX Europe Climate Impact Index (SXCITEP)	STOXX [®] Europe 600 Index (SXXP)
Index type	Price	
Contract value	100 EUR per index point	50 EUR per index point
Tick value	10 EUR	5 EUR; 1 EUR for calendar spread
Price quotation	in points with one decimal place	in points with two decimal places
Minimum price change	0.1 index points	0.1 index points; 0.02 for calendar spread
Contract months	the next three quarter months of the cycle March, June, September and December (9 months)	
Settlement	cash settlement, due on the first exchange day after the final settlement day	
Final settlement price	the average value of the index calculation in the time between 11:50 and 12:00 noon CET	
Expiration day and Final settlement day	the third Friday of each contract month, if this is an exchange trading day at Eurex Deutschland, otherwise the exchange trading day immediately preceding that day. Close of trading for maturing series is 12:00 noon CET	
Trading Hours	Continuous	07:50 – 22:00 CET
	TES	08:00 – 22:00 CET
Flexible contracts	Available	
Min block trade size	50 lots	100 lots

EURO STOXX[®] 50 Low Carbon Futures

Reduce carbon footprint of leading blue chip index

Market consultation

- Low carbon investment is not a trend but rather a long-term commitment from both companies and investors
- Driven by EU regulation which is so far concentrating on low carbon / CO2 emission in order to reduce the CO2 footprint
- Market consultation showed very strong interest from leading insurance companies
- Interest from other asset owners, pension funds and asset managers is expected to grow as regulation is drafted

Advantages of the index concept

- Carbon footprint of Euro STOXX 50 reduced by approximately 60%
- Transparent weighting scheme lowering carbon footprint by overweighting low emitters and underweighting high emitters (z-score based on carbon intensity)
- Low tracking error with similar risk / return profile compared to Euro STOXX 50 ¹⁾
- Aligned with “Low Carbon Benchmark” definition (article 23a) provided in proposal of EU Commission amending regulation 2016/1011
- Component capping of 5%

Advantages of Low Carbon overlay

- Reduces carbon footprint without applying exclusions
- Transparent weighting scheme, no adverse effects from weight optimization
- Low tracking error with similar risk / return profile compared to the benchmark
- Uses both reported and estimated carbon intensity data ²⁾
- Trusted and reliable data sources: CDP, ISS-Ethix Climate Solutions

1) Please refer to [STOXX Index Methodology Guide](#) for details on index selection, review, and other details

2) Carbon Intensity: ((Scope 1 + Scope 2 Greenhouse Gas Emissions (GHG)) / Revenue (\$1 million))

EURO STOXX[®] 50 Low Carbon Futures

Investment Case

Universe

EURO STOXX 50

All constituents as of December each year²⁾

Weighting

Price weighted: free-float market cap (FMC)

Component capping of 5%

Maintenance

Quarterly rebalancing, annual review

Selection

Same constituents as the benchmark

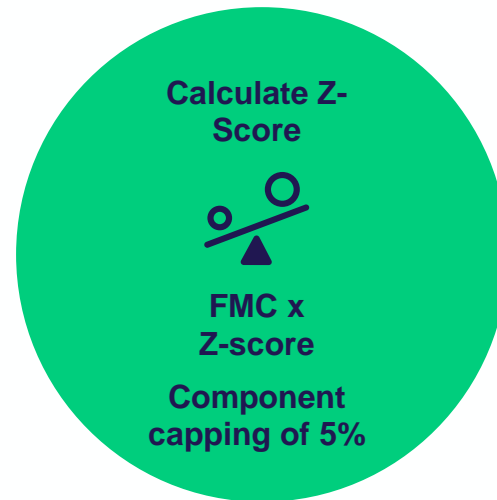
Index Type

Price Index

Low Carbon Indices

- No **adverse effects** from weight optimization
- **Low tracking error with similar risk-return profile** compared to the benchmark
- Aligned with “**Low Carbon Benchmark**” definition (article 23a) provided in proposal of EU Commission amending regulation 2016/1011
- Component capping of 5%

Reduces carbon footprint without applying exclusions, as it has a **63.80% lower carbon footprint** than the EURO STOXX 50 index



Selection

- **Same constituents as the benchmark** at the annual review in December
- Uses both, all stocks with **Reported and Estimated Carbon Intensity data**¹⁾
- Calculate a Z-Score (Carbon-tilt overweights low emitters and underweights high emitters)

Weighting

Price weighted: free-float market cap (FMC) multiplied by the corresponding **Z-score** carbon intensity factor of each constituent. Overweight stocks with lower carbon intensities, underweight those with higher emissions Component capping of 5%

1) Carbon Intensity: ((Scope 1 + Scope 2 Greenhouse Gas Emissions (GHG)) / Revenue (\$1 million))

2) Please refer to [STOXX Index Methodology Guide](#) for details on index selection, review, and other details.

EURO STOXX® 50 Low Carbon Futures

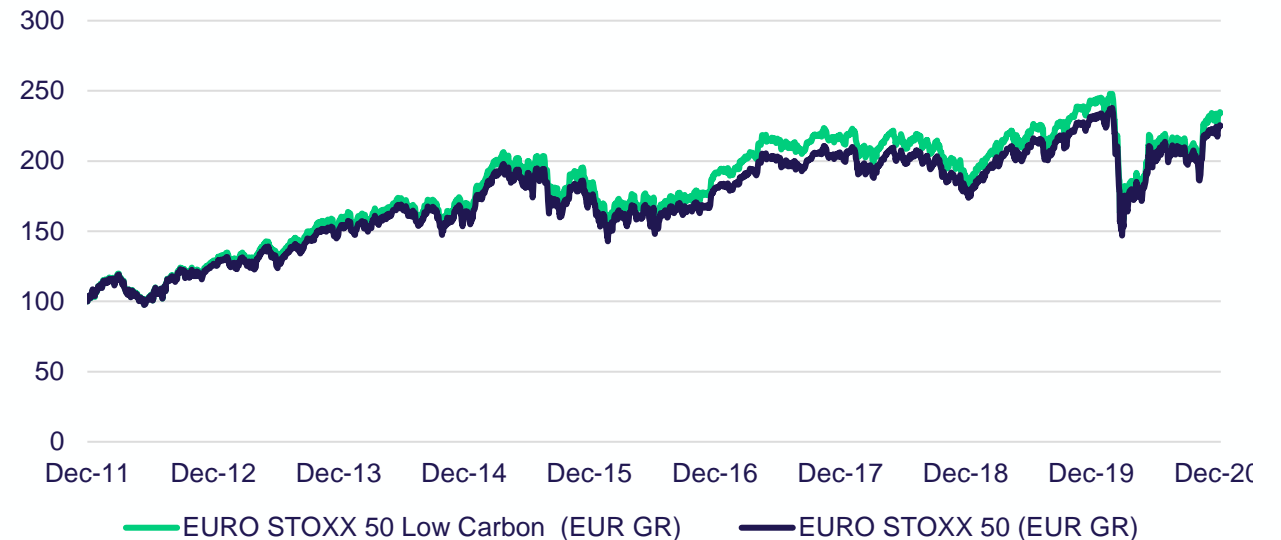
Risk and return overview

Risk and return characteristics¹⁾²⁾

	EURO STOXX 50 Low Carbon	EURO STOXX 50
Perf. overall (annualized)	10,03%	9,53%
Perf. (1Y)	-2,85%	-2,18%
Perf. (3Y) (annualized)	3,37%	4,02%
Perf. (5Y) (annualized)	5,06%	5,25%
Vol. overall (annualized)	20,20%	19,88%
Volatility (1Y) (annualized)	32,97%	32,35%
Volatility (3Y) (annualized)	22,08%	21,68%
Volatility (5Y) (annualized)	20,41%	20,00%
Sharpe ratio (Overall)	0,58	0,57
Tracking Error (Overall)	1,21%	
Dividend Yield (Overall)	5,72%	5,63%
Maximum drawdown	38,88%	38,23%
Constituents	50	50

The EURO STOXX 50 Low Carbon index has approximately 63.80% lower carbon footprint than the EURO STOXX 50 index.

Index performance¹⁾

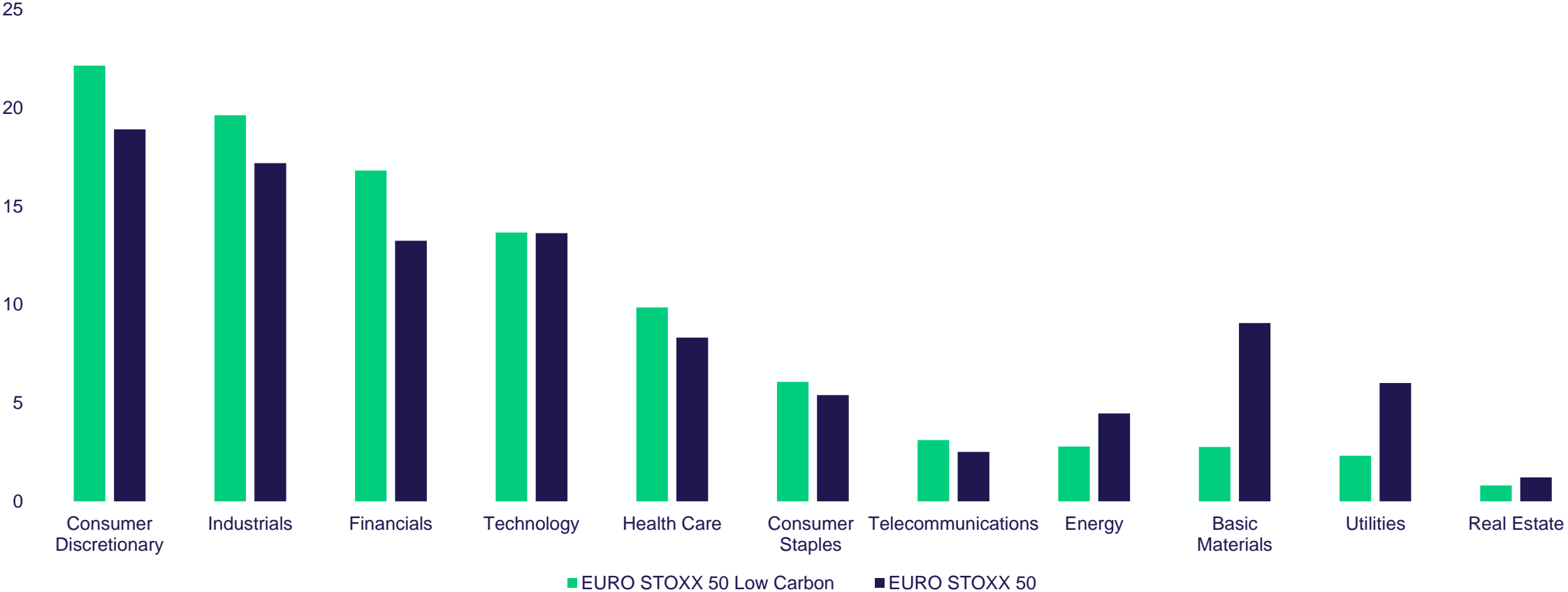


For further, legally binding information on the index, please see the STOXX factsheet: <https://www.stoxx.com/document/Indices/Factsheets/2020/August/SXE5LCEP.pdf>

- 1) Source: STOXX Data as of Dec 2020
- 2) Annualised: returns, volatility, Sharpe ratio and tracking error figures used. Relative figures calculated against STOXX EUROPE 600 Index.
1Y: from Dec18 to Sept 20, 3Y: from Dec16 to Sept 20, 5Y: from Dec14 to Sept 20, Overall: from Mar12 to Sept20
- 3) EONIA rate used as proxy for riskless returns.
- 4) Eurex is using the STOXX data as sample data

EURO STOXX® 50 Low Carbon Futures

Industry allocation



Source: STOXX Data as of Dec 31, 2020

EURO STOXX® 50 Low Carbon Futures

Overview contract specifications in comparison to Euro STOXX® 50 futures

	EURO STOXX 50 Low Carbon I. Futures (FSLC)	EURO STOXX® 50 Futures (FESX)
Bloomberg Code	BCYA <Index>	VGA Index
Underlying index	EURO STOXX 50 Low Carbon Index (SX5LCEP)	EURO STOXX® 50 Index (SX5E)
Index type	Price	
Contract value	100 EUR per index point	10 EUR per index point
Tick value	10 EUR	10 EUR
Price quotation	in points with one decimal place	in points without decimal places
Minimum price change	0.1 index points	1 index point
Contract months	the next three quarter months of the cycle March, June, September and December (9 months)	
Settlement	cash settlement, due on the first exchange day after the final settlement day	
Final settlement price	the average value of the index calculation in the time between 11:50 and 12:00 noon CET	
Expiration day and Final settlement day	the third Friday of each contract month, if this is an exchange trading day at Eurex Deutschland, otherwise the exchange trading day immediately preceding that day. Close of trading for maturing series is 12:00 noon CET	
Trading Hours	Continuous TES	07:50 – 22:00 CET
		08:00 – 22:00 CET
Flexible contracts	Available	
Min block trade size	50 lots	1000 lots

STOXX® Europe ESG Leaders Select 30

ESG Screened & Risk Based

Market consultation

- STOXX® Europe ESG Leaders Select 30 index screens European companies from the STOXX Global ESG Leaders Index for those that pay high dividends and also have low volatility
- The STOXX Global ESG Leaders Index is a fully transparent equity index with components selected based on a comprehensive set of sustainability ratings from Sustainalytics
- STOXX® Select indices have been very successful for structured products; Europe ESG Leaders Select is actively quoted in the IDB market and would help to further enhance the product segment

Advantages of the index concept

- Index is designed to act as an underlying for ETFs and other investible products, such as structured products
- Combining these derivatives, investors are able to construct hybrid ESG portfolios capturing high dividend and low volatility strategies

STOXX® Europe ESG Leaders Select 30 Derivatives

Risk Based & ESG-Screened

<p>Universe</p> <p>STOXX® Global ESG Leaders Index</p>	<p>Weighting Volatility weighted (Inverse); 10% cap factor</p> <p>Maintenance Quarterly upon review of base index</p>	<p>Selection Based on volatility ranking and selection of the 30 companies with the highest 12m historical dividend yield</p> <p>Index Type Price Index</p>
---	---	---

Selection of the STOXX® Global ESG Leaders Index

Universe:
STOXX Global 1800

Exclusion criteria:

- UN Global Compact Compliance Principles
- Involvement in Controversial Weapons

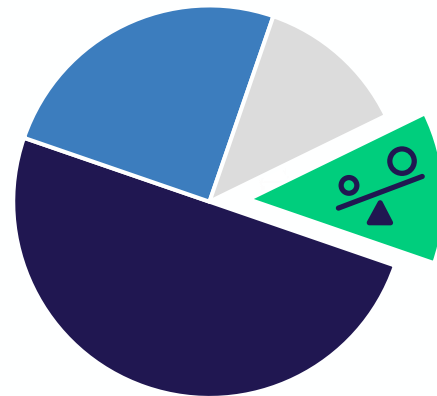
Selection criteria:

- Minimum Filter: Based on normalized scores, selects all companies which have a score greater than or equal to the 50th percentile (i.e. above average) in all three criteria
- Best-in-Class Filter: E,S,G, Individual Leadership Filter (Best 25%)

Weighting:

Price weighted with an ESG Score factor

- Excluded
- Removed by minimum filter
- Removed by best in class filter

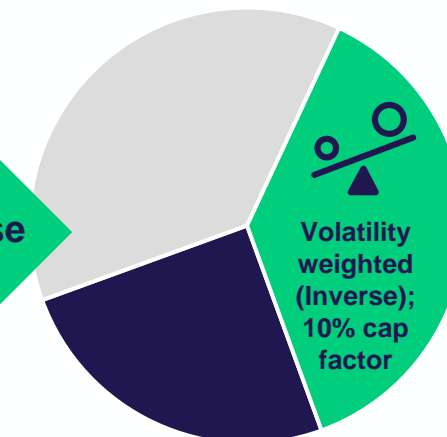


Universe

Selection of the STOXX Europe ESG Leaders Select 30 EUR

Selection criteria:

- Stocks that do not have both 12 month historical daily pricing data and 12 month historical dividend yield are removed from the base universe
 1. Stocks whose previous 3 and 12 month historical volatilities are the highest are excluded
 2. Remaining stocks with the highest 12-month historical dividend yields are then selected to be included in the index
- The percentage of exclusion/inclusion at step 1 and 2 is the same and is determined by the Equal Strength Ratio¹⁾



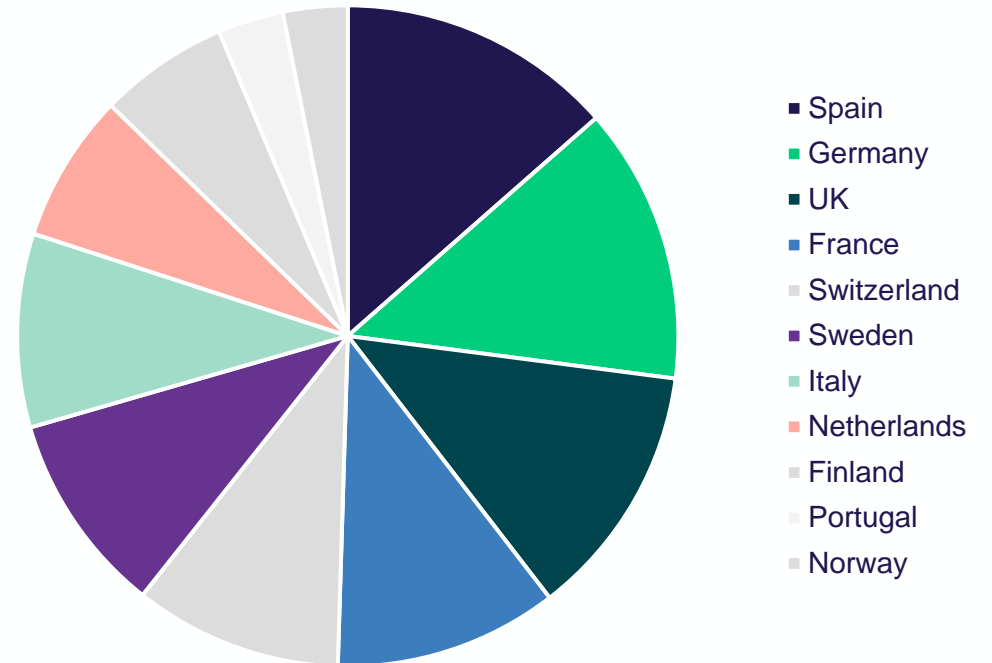
- Excluded due to volatility
- Not selected
- Selected

1) https://www.stoxx.com/document/Presentations/STOXX_Europe_ESG_Leaders_Select_30_EUR.pdf

STOXX® Europe ESG Leaders Select 30 Derivatives

Components and Country Allocation

TOP 10 Component's weights			
Instrument Name	Country	Industry	Weight
SWISSCOM	Switzerland	Telecommunications	4,28
AHOLD DELHAIZE	Netherlands	Consumer Staples	4,20
VISCOFAN	Spain	Consumer Staples	3,89
SANOFI	France	Health Care	3,86
DANONE	France	Consumer Staples	3,84
AXFOOD	Sweden	Consumer Staples	3,72
RED ELECTRICA CORPORATION	Spain	Utilities	3,68
DEUTSCHE TELEKOM	Germany	Telecommunications	3,59
E.ON	Germany	Utilities	3,57
UPM KYMMENE	Finland	Basic Materials	3,47



Source: STOXX weights as of Dec 31, 2020

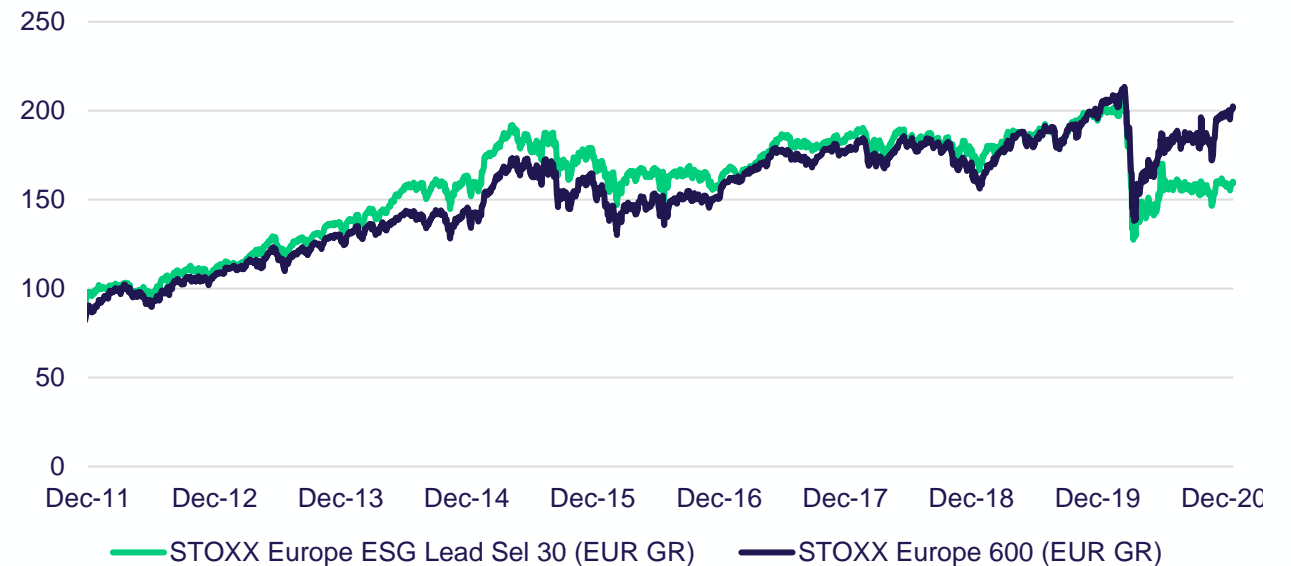
STOXX® Europe ESG Leaders Select 30 Index

Risk and return overview

Risk and return characteristics¹⁾²⁾

	STOXX® Europe ESG Leaders Select 30	STOXX Europe 600
Perf. overall (annualized)	4,83%	7,38%
Perf. (1Y)	-20,45%	-1,28%
Perf. (3Y) (annualized)	-5,09%	4,29%
Perf. (5Y) (annualized)	-1,44%	5,17%
Vol. overall (annualized)	16,22%	17,37%
Volatility (1Y) (annualized)	30,65%	28,09%
Volatility (3Y) (annualized)	19,98%	19,04%
Volatility (5Y) (annualized)	17,88%	17,63%
Sharpe ratio (Overall)	0,38	0,50
Tracking Error (Overall)	6,64%	
Dividend Yield (Overall)	5,17%	4,74%
Maximum drawdown	38,88%	35,34%
Constituents	30	600

Index performance¹⁾



For further, legally binding information on the index, please see the STOXX factsheet: <https://www.stoxx.com/document/Indices/Factsheets/2020/August/SEESGSEP.pdf>

1) Source: STOXX Data as of Dec 31, 2020

2) Annualised: returns, volatility, Sharpe ratio and tracking error figures used. Relative figures calculated against STOXX EUROPE 600 Index.

1Y: from Dec18 to Sept 20, 3Y: from Dec16 to Sept 20, 5Y: from Dec14 to Sept 20, Overall: from Mar12 to Sept 20

3) EONIA rate used as proxy for riskless returns.

4) Eurex is using the STOXX data as sample data

STOXX® Europe ESG Leaders Select 30 Futures

Overview contract specifications in comparison to STOXX® Europe 600 futures

	STOXX® Europe ESG Leaders Select 30 Futures (FSLs)	STOXX® Europe 600 Futures (FXXP)
Bloomberg Index	AVSA Index	SXOA Index
Underlying index	STOXX® Europe ESG Leaders Select 30 Index (SEESGSEP)	STOXX® Europe 600 Index (SXXP)
Index type	Price	
Contract value	100 EUR per index point	50 EUR per index point
Tick value	10 EUR	5 EUR; 1 EUR for calendar spread
Price quotation	in points with one decimal place	in points with two decimal places
Minimum price change	0.1 index points	0.1 index points; 0.02 for calendar spread
Contract months	the next three quarter months of the cycle March, June, September and December (9 months)	
Settlement	cash settlement, due on the first exchange day after the final settlement day	
Final settlement price	the average value of the index calculation in the time between 11:50 and 12:00 noon CET	
Expiration day and Final settlement day	the third Friday of each contract month, if this is an exchange trading day at Eurex Deutschland, otherwise the exchange trading day immediately preceding that day. Close of trading for maturing series is 12:00 noon CET	
Trading Hours	Continuous	07:50 – 22:00 CET
	TES	08:00 – 22:00 CET
Flexible contracts	Available	
Min block trade size	50 lots	100 lots

STOXX[®] Europe ESG Leaders Select 30 Options

Overview contract specifications in comparison to STOXX[®] Europe 600 options

	STOXX [®] Europe ESG Leaders Select 30 Options (OSLS)	STOXX [®] Europe 600 Options (OXXP)
Bloomberg Code	SEESGSEP	SXXP50 index OMON
Underlying index	STOXX [®] Europe ESG Leaders Select 30 Index (SEESGSEP)	STOXX [®] Europe 600 Index (SXXP)
Index type	Price	
Contract value	100 EUR per index point	50 EUR per index point
Tick value	10 EUR	5 EUR
Price quotation	In points with two decimal places	In points with one decimal place
Minimum price change	0.01 index points	0.1 index points
Maturities	up to 60 months	up to 60 months
Settlement	cash settlement, due on the first exchange day after the final settlement day	
Final settlement price	the average value of the index calculation in the time between 11:50 and 12:00 noon CET	
Expiration day and Final settlement day	the third Friday of each contract month, if this is an exchange trading day at Eurex Deutschland, otherwise the exchange trading day immediately preceding that day. Close of trading for maturing series is 12:00 noon CET	
Trading Hours	Continuous	08:50 – 17:30 CET
	TES	09:00 – 19:00 CET
Flexible contracts	Available	
Min block trade size	50 lots	100 lots

EUREX ESG Derivatives

Product Suite

	Benchmark Futures			ESG Futures							ESG Options			
	DAX®	STOXX Europe 600®	EURO STOXX 50®	STOXX® Europe 600 ESG-X	STOXX® USA 500 ESG-X	STOXX® Europe ESG Leaders Select 30	STOXX® Europe Climate Impact	EURO STOXX 50® Low Carbon	DAX® 50 ESG	EURO STOXX 50® ESG	STOXX® Europe 600 ESG-X	STOXX® Europe ESG Leaders Select 30	DAX® 50 ESG	EURO STOXX 50® ESG
EUREX Product Code	FDAX	FXXP	FESX	FSEG	FSUS	FSLS	FSCI	FSLC	FSDX	FSSX	OSEG	OSLS	OSDX	OSSX
Index Type	Total Return	Price	Price	Price	Price	Price	Price	Price	Price	Price	Price	Price	Price	Price
Bloomberg Product Code	GX1 <Index>	SXOA <Index>	VGA <Index>	FUEA <Index>	QFCA <Index>	AWSA <Index>	FAEA <Index>	BCYA <Index>	XSDA <Index>	XSSA <Index>	SXXPESGX OMON	SEESGSEP OMON	DAXESGK Index OMON	SX5EESG Index OMON
Bloomberg Index Code	GXA <Index>	SXXP <Index>	SX5E <Index>	SXXPESGX <Index>	SU5LESGX <Index>	SEESGSEP <Index>	SXECITEP <Index>	SXE5LCEP <Index>	DAXESGK <Index>	SX5EESG <Index>	SXXPESGX <Index>	SEESGSEP <Index>	DAXESGK <Index>	SX5EESG <Index>
Reuters Product Code	0#FDX	0#FXXP	0#STXE	0#FSEG	0#FSUS	0#FSLS	0#FSCI	0#FSLC	FSDX	FSSX	OSEG.EX	OSLS.EX	OSDX.EX	OSSX.EX
Contract months/ Maturities	The next three quarter months of the cycle March, June, September and December (9 months)										Up to 24 months	Up to 60 months	Up to 5 years	Up to 5 years
Multiplier	25	50	10	100	100	100	100	100	10	100	100	100	10	100
Tick Size	0.5	0.1	1	0.1	0.05	0.1	0.1	0.1	0.5	0.05	0.01	0.01	0.1	0.01
Tick Value, in currency	12.5 EUR	5 EUR	10 EUR	10 EUR	5 USD	10 EUR	10 EUR	10 EUR	5 EUR	5 EUR	1 EUR	1 EUR	1 EUR	1 EUR
Minimum Block Trade Size, in lots	250	100	1000	50	100	50	50	50	100	100	50	50	100	100
Contract Value, in currency*	350,000 EUR	20,140 EUR	36,470 EUR	15,560 EUR	23,226 USD	16,020 EUR	14,290 EUR	18,400 EUR	14,610 EUR	13,200 EUR	n.a EUR	n.a EUR	n.a EUR	n.a EUR

*as of 5-Mar-20

Liquidity Providers

STOXX ESG Futures: STXE 600 ESG-X (FSEG), STXE Climate Impact (FSCI), ESTX50 Low Carbon (FSLC)

DRW Investments (UK) LTD	LOTLO	Chadwick Miller	+44 20 7031 1369	cmiller@drwuk.com
Flow Trader B.V	NEDAM	Alex Kriefft	+31 207 998 632	akriefft@flowtraders.com
Société Générale	SOGFR	Maria Cudoni	+33 1 42 13 85 79	maria-chiara.cudoni@sgcib.com
Susquehanna	SISDB	Ronan Henderson	+353 1 802 8018	Ronan.Henderson@sig.com
Optiver	OPXAM	Holger Schlünzen	+31 20 708 7621	Delta1Europe@optiver.com

STOXX ESG Options: STXE 600 ESG-X (OSEG)

DRW Investments (UK) LTD	LOTLO	Chadwick Miller	+44 20 7031 1369	cmiller@drwuk.com
Susquehanna	SISDB	Daniel Mannion	+353 1 802 8118	DUB-Options-Sales@sig.com

Further Market Contacts

STOXX ESG Futures: STXE 600 ESG-X (FSEG), STXE Climate Impact (FSCI), ESTX50 Low Carbon (FSLC)				
BNP Paribas	BNAPA	Christian Stock	+44 20 7595 1030	dl.egd.sales.trading.emea@bnpparibas.com
BNP Paribas	BNAPA	Stephan Kemper	+49 69 7193 3105	dl.egd.sales.trading.emea@bnpparibas.com
Bank of America Merrill Lynch	MLILO	Joel Stainton / Paul Berner	+44 207 996 1885	joel.stainton@baml.com
Citi Bank	SAILO	Claus Hein / Kyle Tonetti	+44 20 3569 3517	claus.hein@citi.com
Danske Bank, Copenhagen	DDBCO	Equity Derivatives Sales	+45 45 14 72 93	egd_dksales@exchange.danskebank.com
Danske Bank, Helsinki	DDBCO	ETD Sales	+358 10 236 4713	timo.anttila@danskebank.com
Danske Bank, Stockholm	DDBCO	Derivative Sales	+468 5688 0531	nid@danskebank.se
Deutsche Bank, Frankfurt	DBKFR	Tomas Laube	+49 69 910 38503	tomas.laube@db.com
Deutsche Bank, London	DBKFR	Vasileios Koutsoulis	+44 20 754 57532	vasileios.koutsoulis@db.com
Flow Traders B.V	NEDAM	Alex Kriefft	+31 207 998 632	akriefft@flowtraders.com
Goldman Sachs	GSIEB	Mark Bellak / Antony Harden	+44 207 774 9077 +44 207 051 9848	antony.harden@gs.com
Skandinaviska Enskilda Banken AB, Stockholm	ENSLO	Aloke Sarnobat	+46 8 5162 3145	aloke.sarnobat@seb.se
Société Générale	SOGFR	Maria Cudoni	+33 1 42 13 85 79	maria-chiara.cudoni@sgcib.com
Optiver	OPXAM	Holger Schlünzen	+31 20 708 7621	Delta1Europe@optiver.com
Susquehanna	SISDB	Ronan Henderson	+353 1 802 8018	ronan.henderson@sig.com

STOXX ESG Options: STXE 600 ESG-X (OSEG)				
Susquehanna	SISDB	Daniel Mannion	+353 1 802 8118	Dub-Dept-SIS-Sales@sig.com

Contacts



Christine Heyde
Equity & Index Product Design

Eurex Frankfurt AG
Mergenthalerallee 61
65760 Eschborn
Tel: +49 (0) 69-211-1 56 98
christine.heyde@eurex.com



Achim Stefan Karle
Equity & Index Sales EMEA

Eurex Frankfurt AG
Mergenthalerallee 61
65760 Eschborn
Tel: +49 (0) 69-211-1 87 57
achim.karle@eurex.com



Thank you!

Fees

Contract	Currency	Transaction type	Account	Standard fee per Contract (contract number ≤ threshold value)	Reduced fee per contract (contract number > threshold value)	Threshold value A- accounts (contract number)
Futures on STOXX® ESG Indices (STOXX® Europe 600 ESG-X, EURO STOXX 50® Low Carbon, STOXX® Europe Climate Impact)	EUR	Order book	A	0.35	n.a.	n.a.
			P	0.3	n.a.	n.a.
			M	0.3	n.a.	n.a.
		Off-book	A	0.5	n.a.	n.a.
			P	0.45	n.a.	n.a.
			M	0.45	n.a.	n.a.
Futures on STOXX® ESG Indices	USD	Order book	A	0.35	n.a.	n.a.
			P	0.3	n.a.	n.a.
			M	0.3	n.a.	n.a.
		Off-book	A	0.5	n.a.	n.a.
			P	0.45	n.a.	n.a.
			M	0.45	n.a.	n.a.
Options on the following STOXX® ESG Indices STOXX® Europe 600 ESG- X	EUR	Order book	A	0.33	0.17	3,000
			P	0.3	0.15	2,000
			M	0.3	n.a.	n.a.
		Eurex EnLight	A	0.34	0.17	3,000
			P	0.3	0.15	2,000
			M	0.3	n.a.	n.a.
		Off-book	A	0.35	0.18	3,000
			P	0.3	0.15	2,000
			M	0.3	n.a.	n.a.

A total of 80% rebate given in Orderbook and 60% rebate in Off- book. However, the rebates are subject to changes. Please see slide no. 45 for details.

Source: https://www.eurex.com/resource/blob/46180/ccb013bc257e0a199e24cf51af891e2b/data/price_list_clearing_en_ab_2020_07_01.pdf

Liquidity Provider Incentive Scheme

Building Blocks, Rebates & Basis Building Block Requirements – Discussion proposal

Scheme	Product Scope	Basis	Package	Strategy	Larger Size	Tighter Spread	Stress Presence	Revenue Sharing
		BBB	PBB	CBB	LBB	TBB	SBB	
ESG Futures	STX600 ESG-X (FSEG), ESTX50 LCARB (FSLC), STX Europe Climate Impact (FSCI), STX USA 500 ESG-X (FSUS)	✓	✓				✓	✓
ESG options	STX600 ESG-X (OSEG),	✓			✓	✓	✓	✓

Execution type	Building Block	ESG-/Climate	
		Futures	Options
Order book	Basis	60%	45%
	Package	20%	20%
	Strategy	-	0%
	Larger Size	-	15%
	Tighter Spread	-	0%
	Stress Presence	0%	10%
	Total	80%	90%
Off-book*	Basis	50%	35%
	Package	10%	20%
	Strategy	-	10%
	Total	60%	65%

	ESG-/Climate	
	Futures	Options
Quotation Period:	09:00 – 17:30 CET	09:00 – 17:30
Required Coverage:	70%	85%
Maturity Range:	The front month needs to be quoted. Five exchange days prior to expiration, Liquidity Providers may choose to quote either the front month or the second expiration month	The first six expirations need to be quoted
Minimum Quote Size:	100 contracts on the bid and ask side	50 contracts on the bid and ask side
Maximum Spread:	0.3% for STX600 ESG-X 0.7% for ESTX50 Low Carbon and STX Europe Climate Impact	n.a.

Source: <https://www.eurex.com/ex-en/trade/market-making-and-liquidity-provisioning>

Liquidity Provider Incentive Scheme

Package Building Block Requirements & Revenue Sharing - Discussion proposal

	ESG-X/Climate - Futures	
	Futures	Options
Package components:	3 Futures, STX600 ESG-X (FSEG), ESTX50 LCARB (FSLC), STX Europe Climate Impact (FSCI), STX USA 500 ESG-X (FSUS)	1 Option, STX 600 ESG-X (OSEG)
Fulfilment Criterion:	Fulfilment of Basis Block requirements in two products, ESG-X mandatory	Fulfilment of Basis Block requirements in the respective product (OSEG)

	ESG-X/Climate	
	Futures	Options
Revenue Sharing Pool:	Up to 25 % of the net revenues of the respective product	Up to 30% of the net revenues of the product OSEG
Participation Condition:	Fulfilment of Basis Block requirements of the products	Fulfilment of Basis Building Block requirements
Number of Participants:	Up to 3	Up to 3
Qualification criterion:	The top 3 fulfilling Liquidity Providers participate; ranked according to their share of trading volume in M-accounts (order book) of all fulfilling Liquidity Providers	The top 3 fulfilling Liquidity Providers participate; ranked according to their share of trading volume in M-accounts (order book, Eurex EnLight and TES) of all fulfilling Liquidity Providers
Distribution Method:	<p>Ranked according to their share of trading volume in M-accounts (order book) of all qualifying Liquidity Providers the top Liquidity Provider will receive 13% of the net revenues, while 6% will be shared with the Liquidity Provider ranked 2 as well as with the Liquidity Provider ranked 3</p> <p>If only two Liquidity Providers qualify, the top ranked Liquidity Provider receives 15% and the other one 10% of the net revenues</p> <p>If only one Liquidity Provider qualifies, this Liquidity Provider receives 25% of the net revenues</p>	<p>Ranked according to their share of trading volume in M-accounts (order book, Eurex EnLight and TES) of all qualifying Liquidity Providers the top Liquidity Provider will receive 15% of the net revenues, while 7.5% will be shared with the Liquidity Provider ranked 2 and another 7.5% with the Liquidity Provider ranked 3</p>

Disclaimer

© Eurex Frankfurt AG 2020

Deutsche Börse AG (“DBAG”), Clearstream Banking AG (“Clearstream”), Eurex Frankfurt AG (“Eurex”), Eurex Clearing AG (“Eurex Clearing”), Eurex Securities Transactions Services GmbH (“Eurex STS”) and Eurex Repo GmbH (“Eurex Repo”) are corporate entities and are registered under German law. Eurex Global Derivatives AG is a corporate entity and is registered under Swiss law. Clearstream Banking S.A. is a corporate entity and is registered under Luxembourg law. Eurex Frankfurt AG is the administrating and operating institution of Eurex Deutschland. Eurex Deutschland is in the following referred to as the “Eurex Exchange”.

All intellectual property, proprietary and other rights and interests in this publication and the subject matter hereof (other than certain trademarks and service marks listed below) are owned by DBAG or its affiliates and subsidiaries or used under authorization by their respective owners, including, without limitation, all patent, registered design, copyright, trademark and service mark rights. While reasonable care has been taken in the preparation of this publication to provide details that are accurate and not misleading at the time of publication DBAG, Clearstream, Eurex, Eurex Clearing, Eurex Repo as well as the Eurex Exchange and their respective subsidiaries, servants and agents (a) do not make any representations or warranties regarding the information contained herein, whether express or implied, including without limitation any implied warranty of merchantability or fitness for a particular purpose or any warranty with respect to the accuracy, correctness, quality, completeness or timeliness of such information, and (b) shall not be responsible or liable for any third party’s use of any information contained herein under any circumstances, including, without limitation, in connection with actual trading or otherwise or for any errors or omissions contained in this publication.

This publication is published for information purposes only and shall not constitute investment advice respectively does not constitute an offer, solicitation or recommendation to acquire or dispose of any investment or to engage in any other transaction. This publication is not intended for solicitation purposes but only for use as general information. All descriptions, examples and calculations contained in this publication are for illustrative purposes only.

Eurex and Eurex Clearing offer services directly to members of the Eurex Exchange respectively to clearing members of Eurex Clearing. Those who desire to trade any products available on the Eurex market or who desire to offer and sell any such products to others or who desire to possess a clearing license of Eurex Clearing in order to participate in the clearing process provided by Eurex Clearing, should consider legal and regulatory requirements of those jurisdictions relevant to them, as well as the risks associated with such products, before doing so.

Only Eurex derivatives that are CFTC-approved may be traded via direct access in the United States or by United States persons. A complete, up-to-date list of Eurex derivatives that are CFTC-approved is available at: <https://www.eurex.com/ex-en/rules-regs/eurex-derivatives-us>.

In addition, Eurex representatives and participants may familiarize U.S. Qualified Institutional Buyers (QIBs) and broker-dealers with certain eligible Eurex equity options and equity index options pursuant to the terms of the SEC’s

July 1, 2013 Class No-Action Relief. A complete, up-to-date list of Eurex options that are eligible under the SEC Class No-Action Relief is available at: <https://www.eurex.com/ex-en/rules-regs/eurex-derivatives-us/eurex-options-in-the-us-for-eligible-customers>. Lastly, U.S. QIBs and broker-dealers trading on behalf of QIBs may trade certain single-security futures and narrow-based security index futures subject to terms and conditions of the SEC’s Exchange Act Release No. 60,194 (June 30, 2009), 74 Fed. Reg. 32,200 (July 7, 2009) and the CFTC’s Division of Clearing and Intermediary Oversight Advisory Concerning the Offer and Sale of Foreign Security Futures Products to Customers Located in the United States (June 8, 2010).

Trademarks and Service Marks

Buxl®, DAX®, DivDAX®, eb.rexx®, Eurex®, Eurex Repo®, Eurex Strategy WizardSM, Euro GC Pooling®, FDAX®, FWB®, GC Pooling®, GCPI®, MDAX®, ODAX®, SDAX®, TecDAX®, USD GC Pooling®, VDAX®, VDAX-NEW® and Xetra® are registered trademarks of DBAG or its affiliates and subsidiaries. All MSCI indexes are service marks and the exclusive property of MSCI Barra. ATX®, ATX® five, CECE® and RDX® are registered trademarks of Vienna Stock Exchange AG. IPD® UK Quarterly Indexes are registered trademarks of Investment Property Databank Ltd. IPD and have been licensed for the use by Eurex for derivatives. SLI®, SMI® and SMIM® are registered trademarks of SIX Swiss Exchange AG. The STOXX® indexes, the data included therein and the trademarks used in the index names are the intellectual property of STOXX Limited and/or its licensors. Eurex derivatives based on the STOXX® indexes are in no way sponsored, endorsed, sold or promoted by STOXX and its licensors and neither STOXX nor its licensors shall have any liability with respect thereto. PCS® and Property Claim Services® are registered trademarks of ISO Services, Inc. Korea Exchange, KRX, KOSPI and KOSPI 200 are registered trademarks of Korea Exchange Inc. The names of other companies and third party products may be trademarks or service marks of their respective owners.

Eurex Deutschland qualifies as manufacturer of packaged retail and insurance-based investment products (PRIIPs) under Regulation (EU) No 1286/2014 on key information documents for packaged retail and insurance-based investment products (PRIIPs Regulation), and provides key information documents (KIDs) covering PRIIPs traded on Eurex Deutschland on its website under the following link: <https://www.eurex.com/ex-en/rules-regs/priips-kids>.

In addition, according to Art. 14(1) PRIIPs Regulation the person advising on, or selling, a PRIIP shall provide the KID to retail investors free of charge.