

# DAX 50<sup>®</sup> ESG Futures & Options

Launch date 9 Nov 2020

August 2021



# DAX<sup>®</sup> 50 ESG Futures & Options

Eurex has been the first exchange establishing **ESG versions of major European benchmarks**

- The product suite offers a **hedging alternative to existing benchmarks**
- Expanding product suite to the **most liquid benchmark(s) incorporating ESG**
- **Strong support by Market Makers and Banks onscreen and off-book**, as demand in ESG increases as a general investment approach
- **Better performance** of ESG also during the COVID19 market turbulence
- Incorporating ESG means **lowering the risk**
- **Easy and understandable index concept**
  - The indexes incorporate the broadest exclusions while seeking to maintain a profile similar to market cap indexes
  - Screening of the minimum standards / ESG screen<sup>1)</sup>
  - Weight selected securities by free-float market capitalization
  - Fast Exit Rule

1) (As identified by Sustainalytics. Additionally, companies which do not have product involvement data are not considered for selection. Companies with no ESG scores are assigned a zero score)

# Premises Behind the DAX<sup>®</sup> 50 ESG

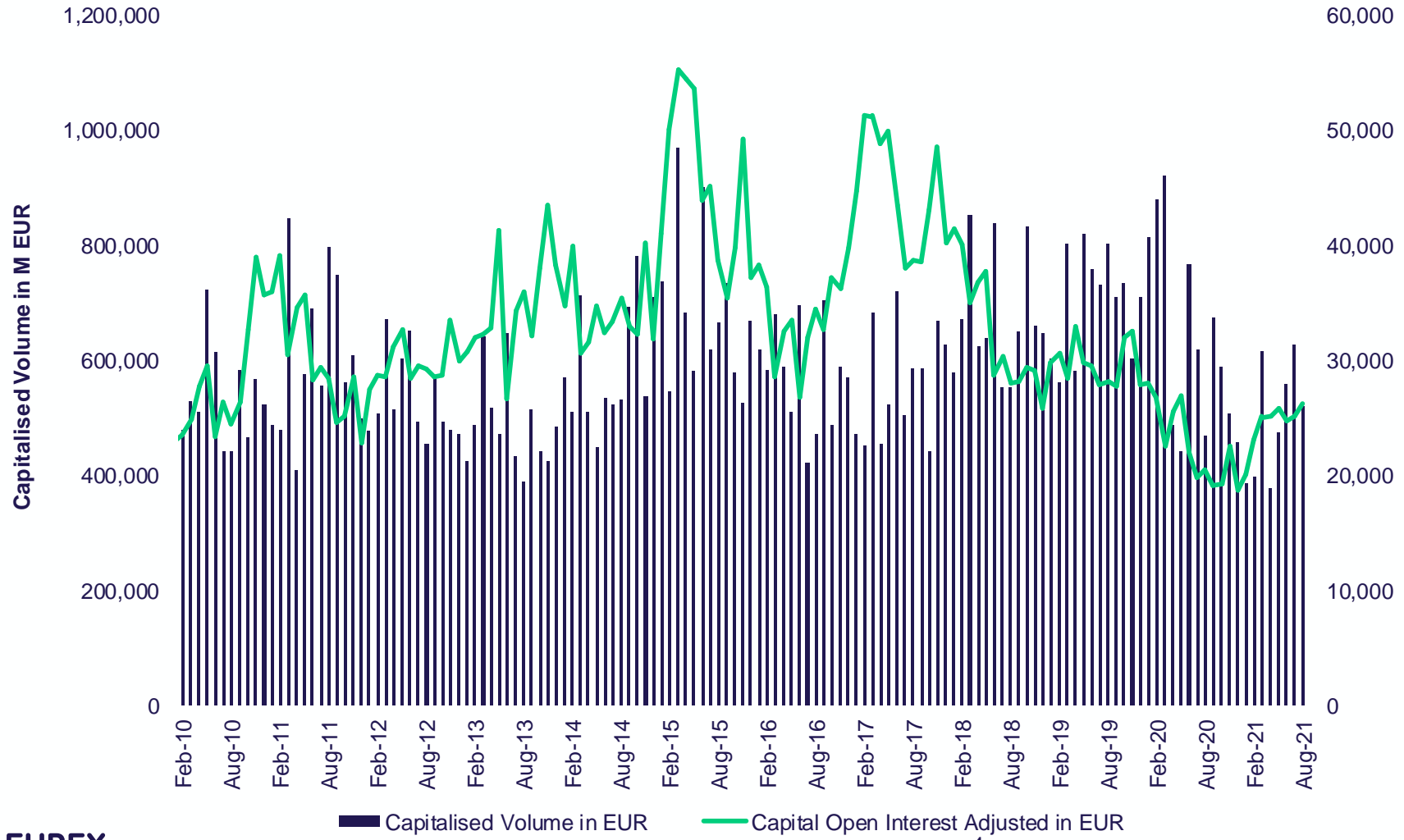
- Apply ESG minimum screens
- Incorporate ESG score based selection element



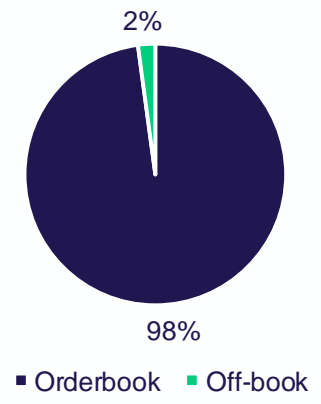
- Maintain the DAX<sup>®</sup> philosophy
- Meet demand for new liquid solution that is similar to the DAX<sup>®</sup> but incorporates ESG screens and an ESG-based inclusion element

- Broaden number of constituents
- Lower component weight cap

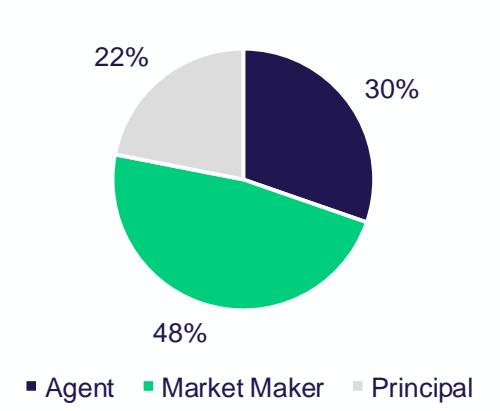
# Development DAX<sup>®</sup> Futures (FDAX)



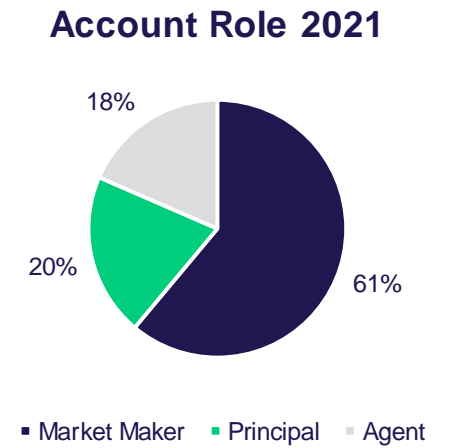
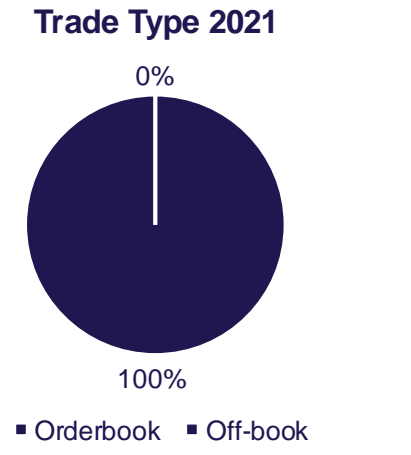
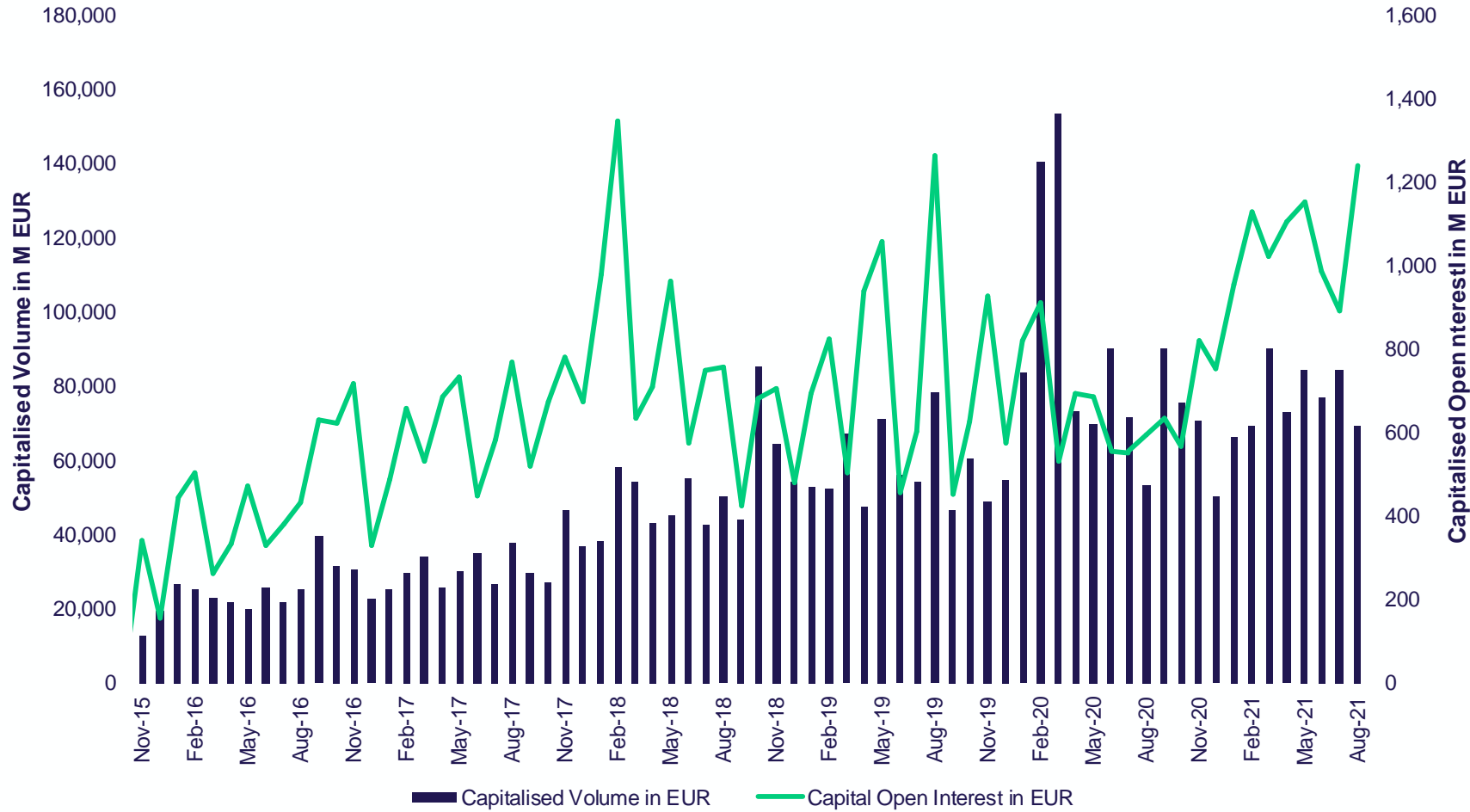
Trade Type 2021



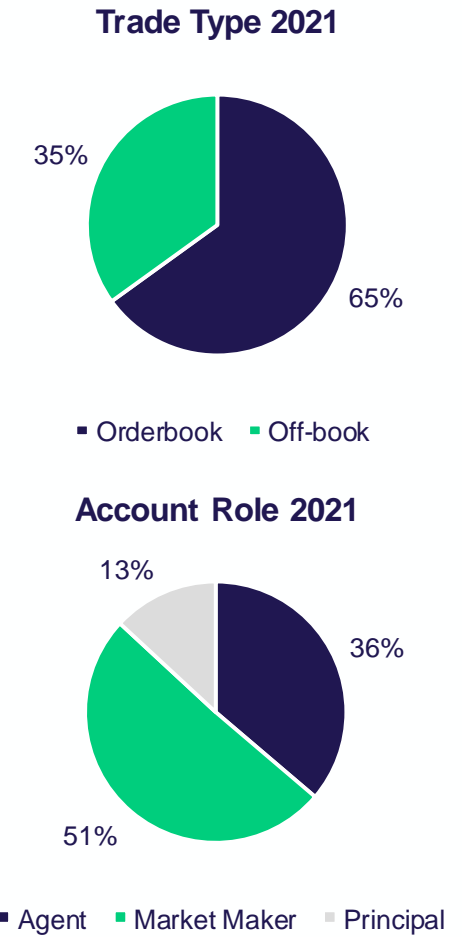
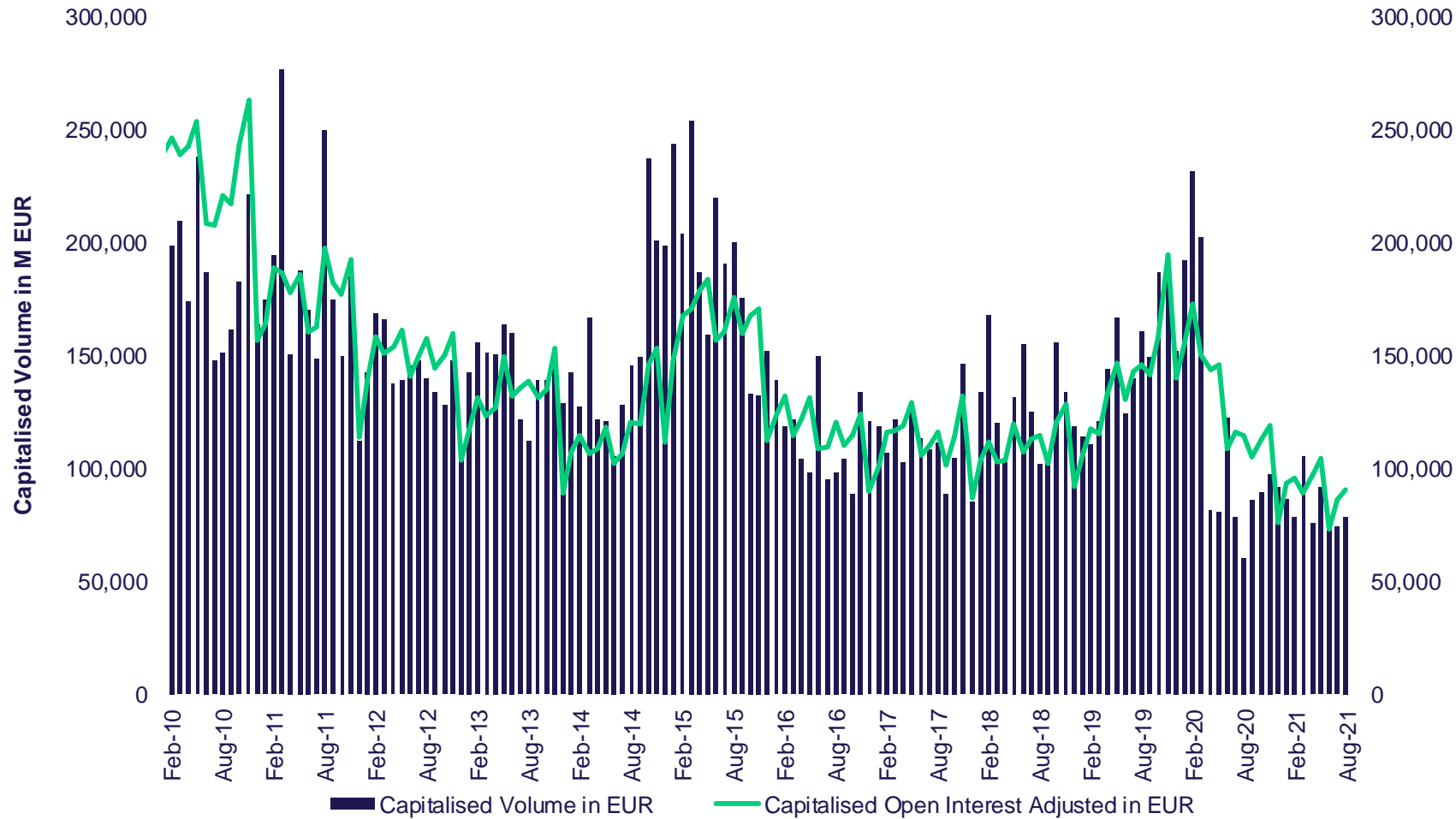
Account Role 2021



# Development Mini-DAX<sup>®</sup> Futures (FDXM)



# Development DAX<sup>®</sup> Options (ODAX)



# Minimum ESG Screens (1/3): Norm-based Screening

## Global Standard Screening as provided by Sustainalytics



# Minimum ESG Screens (2/3): Involvement Screening

## Controversial weapons

- Involved<sup>1)</sup> companies **are excluded**, with controversial weapons being defined as anti-personnel mines, biological and chemical weapons, cluster weapons, depleted uranium, nuclear weapons and white phosphorus weapons.
- The criteria for involvement are:
  - **Production or sale** of controversial weapons
  - **Holding company owns >10% of voting rights** of an involved company
  - **>10% of voting rights** of a company are **owned by the involved company**

## Military contracting

- Involved<sup>1)</sup> companies **are excluded** which generate:
  - **>5% revenues from manufacturing** military weapons systems and/or integral, tailor made components of these weapons
  - **>5% revenues** from tailor made products and/or services that support military weapons

1) As identified by Sustainalytics



# Minimum ESG Screens (3/3): Involvement Screening

## Nuclear power

- Involved<sup>1)</sup> companies **are excluded** which generate:
  - **>5% revenues from nuclear power production**, e.g. utilities that own/operate nuclear power generators
  - **>5% revenues from nuclear power supporting products/services**, e.g. design and construction of: nuclear power plants, specialized parts for use in nuclear power plants; special services such as transport of nuclear power materials; uranium mining or exploration
  - **>5% revenues from nuclear power distribution** from resale or distribution of such electricity. Applies to distributors, resellers and utilities that distribute nuclear power as a part of their energy mix. Relevant is the percentage of a company's energy mix that is generated from nuclear power

## Thermal coal

- Involved<sup>1)</sup> companies **are excluded** which generate:
  - **>5% revenues from thermal coal extraction**, including mining and exploration
  - **>5% power generation capacity**: coal-fired electricity, heat or steam generation capacity/thermal coal electricity production, including utilities that own/operates coal-fired power plants

## Tobacco production

- Involved<sup>1)</sup> companies **are excluded** which generate:
  - **>0% revenues** from manufacturing tobacco products

1) As identified by Sustainalytics

# DAX<sup>®</sup> 50 ESG Methodology Overview

## Universe

HDAX<sup>®</sup> (DAX<sup>®</sup> + MDAX<sup>®</sup> + TecDAX<sup>®</sup>)  
Price Return

## Weighting

Free Float Market Cap  
Component level cap 7%

## Maintenance

Quarterly rebalancing, annual review

## Selection

Based on ESG and Liquidity Ranking

## Index Type

Price Index

## Selection:

- Rank remaining securities by
  - I. free-float market capitalization
  - II. order book volume and
  - III. ESG score
- Select **50 large and liquid companies** with **good ESG** scores
- Selection mechanism designed to **achieve low turnover**

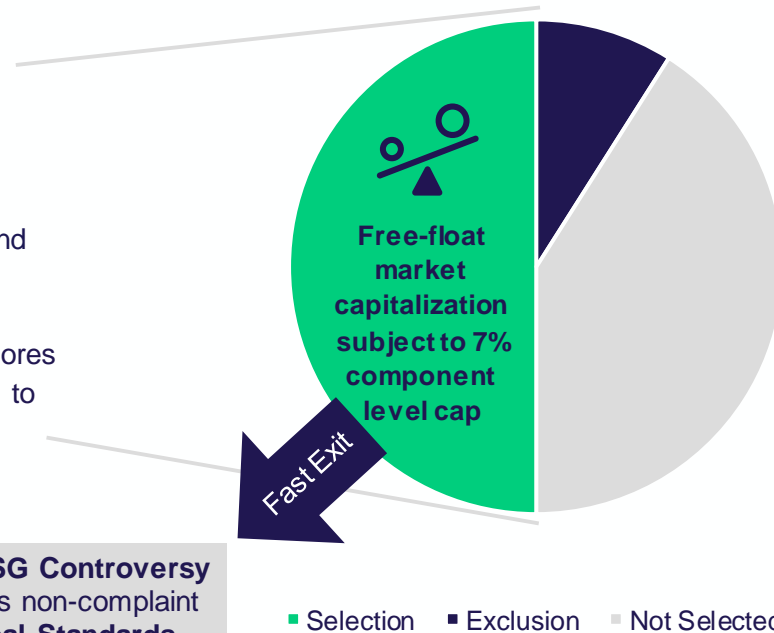
## Filter base universe: HDAX<sup>®</sup>

(DAX<sup>®</sup> + MDAX<sup>®</sup> + TecDAX<sup>®</sup>) for stocks in breach of a minimum ESG screen<sup>1)</sup>:

- Global Standard Screenings (if non-compliant)
- Involvement in controversial weapons (if yes)
- Military contracting<sup>2)</sup> (5% revenue threshold)
- Nuclear power (5% revenue threshold)
- Thermal coal (5% revenue threshold)
- Tobacco production (0% revenue threshold)

## Maintenance:

- Annual recomposition in September applying the “Regular Exit” and “Regular Entry” rules
- Quarterly rebalancing applying the “Fast Exit” and “Fast Entry” rules
- Daily screening<sup>3)</sup>



In case a company increases its **ESG Controversy Rating to Category 5** and becomes non-complaint based on the **Sustainalytics Global Standards Screening** assessment, the company is **deleted** on the **third dissemination day and replaced.** <sup>3)</sup>

<sup>1)</sup> As identified by Sustainalytics. Additionally, companies which do not have product involvement data are not considered for selection. Companies with no ESG scores are assigned a zero score

<sup>2)</sup> Military contracting here refers to revenues from manufacturing military weapons systems and/or integral tailor made components or from tailor made products or services that support military weapons

<sup>3)</sup> In case a company increases its ESG Controversy Rating to Category 5 and becomes non-complaint based on the Sustainalytics Global Standards Screening assessment, the company is deleted on the third dissemination day and replaced  
For further information on the selection and replacement criteria, please see the Index Guide [https://www.dax-indices.com/document/Resources/Guides/DAX\\_Equity\\_Indices.pdf](https://www.dax-indices.com/document/Resources/Guides/DAX_Equity_Indices.pdf)

# DAX<sup>®</sup> 50 ESG Risk-Return Profile vs. the DAX<sup>®</sup>

## Risk and return characteristics<sup>1)</sup>

EUR TR	DAX <sup>®</sup> 50 ESG	DAX <sup>®</sup>
Since inception return	9.71%	9.08%
1y return	29.01%	26.85%
3y return	8.23%	8.33%
5y return	9.84%	10.23%
Since inception volatility	19.17%	19.60%
1y volatility	17.28%	18.30%
3y volatility	22.37%	22.72%
5y volatility	19.14%	19.47%
Maximum drawdown <sup>2)</sup>	40.99%	38.78%
Overall Sharpe ratio <sup>2)3)</sup>	0.59	0.55
Tracking error vs. DAX (overall)	1.81%	-

1)STOXX data as of Jun 30, 2021. Annualized returns and annualized volatility (standard deviation) figures are used

2)Computed for the period September 24, 2012 to Jun 30, 2021

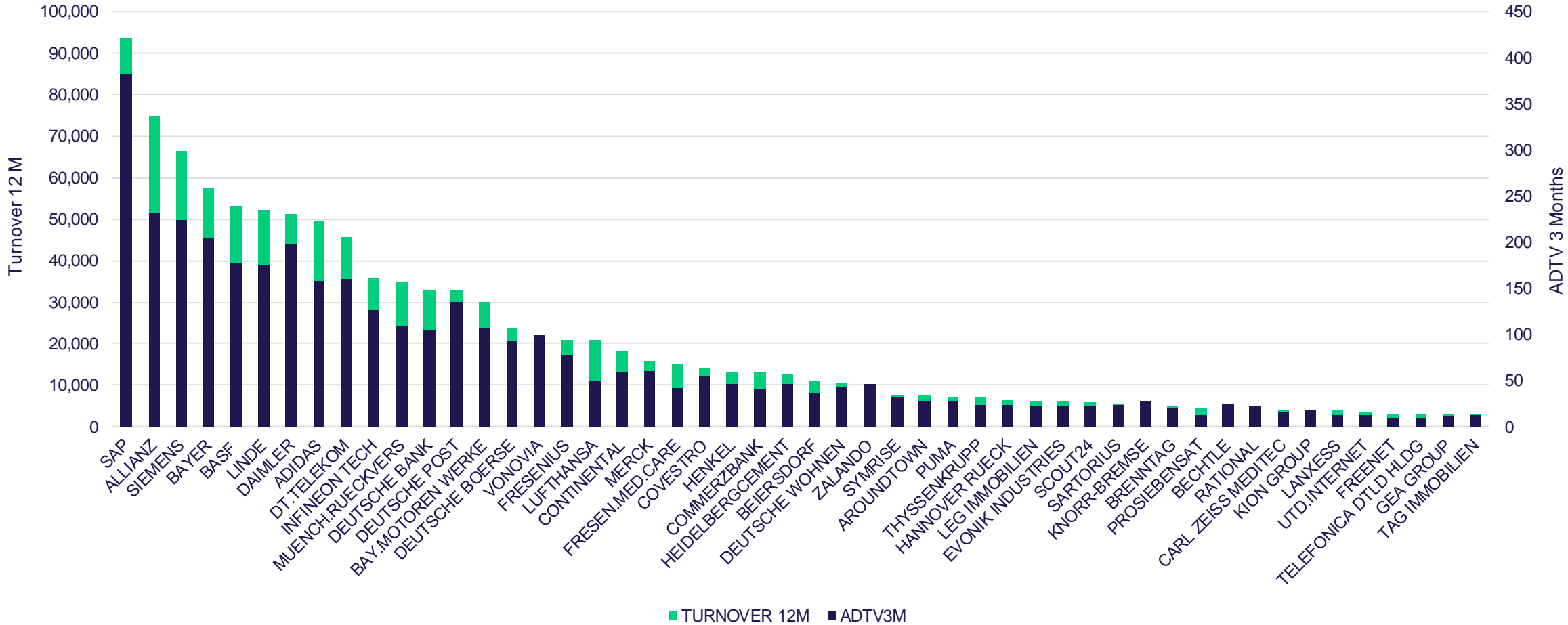
3)EONIA used as riskless asset to calculate Sharpe ratio

## Performance



# Higher Component Number Does not Come at Reduced Liquidity

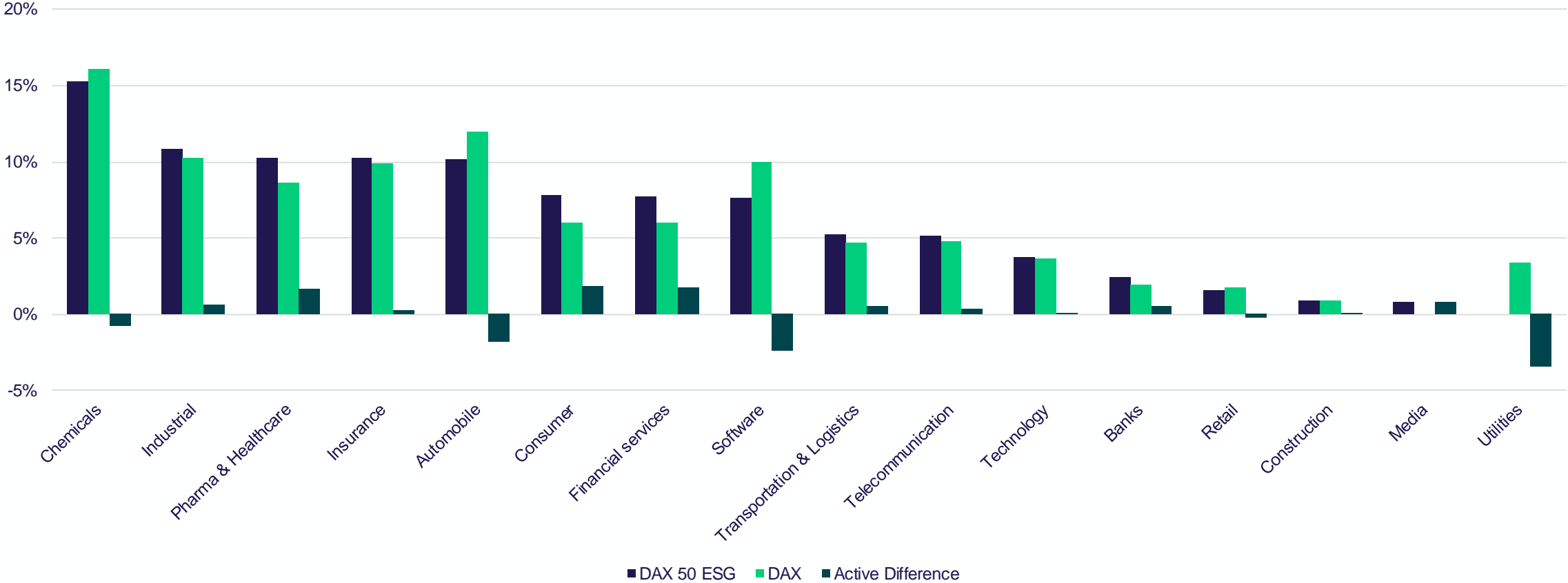
DAX® 50 ESG components: 12 month turnover (left axis) and 3 month ADTV (right axis)



1) STOXX data as of 30 June, 2021

# DAX<sup>®</sup> 50 ESG Sector Weights vs. DAX<sup>®</sup>

- Current underweight in utilities and automobile driven by exclusions from minimum ESG Screens
- Current underweight in software driven by lower component cap vs. DAX<sup>®</sup> (7% vs. 10%) which affects the weight of SAP



1) DAX<sup>®</sup> sector classification, as of Jun 30, 2021

# Companies Ineligible for the DAX<sup>®</sup> 50 ESG

As of December 21, 2020, eight stocks were ineligible, thereof four DAX<sup>®</sup> members

Name	Sector	Free Float in EURm	DAX <sup>®</sup> 50 ESG	Weight in index in % <sup>1)</sup>			Reason not eligible
				DAX <sup>®</sup>	MDAX <sup>®</sup>	TecDAX <sup>®</sup>	
MTU AERO ENGINES	Industrial	11,753		0.98%	-	-	military contracting weapons
E.ON	Utilities	21,104		1.74%	-	-	nuclear production
RWE	Utilities	20,456		1.71%	-	-	nuclear production and thermal coal power generation
UNIPER	Utilities	2,798		-	0.84%	-	nuclear production and thermal coal power generation
RHEINMETALL	Industrial	3,665		-	1.09%	-	military contracting weapons
AIRBUS	Industrial	65,626		-	10.00%	-	military contracting weapons
JENOPTIK	Industrial	1,202		-	-	0.98%	military contracting weapons
<b>Total</b>		<b>126,605</b>		<b>4.44%</b>	<b>11.92%</b>	<b>0.98%</b>	

In total, five DAX<sup>®</sup> companies were not included in the DAX<sup>®</sup> 50 ESG as of Jun 21, 2021. Apart from the three mentioned above VOLKSWAGEN and DELIVERY HERO were not included due to low ESG Rank (62 and 86).

1) STOXX data as of Jun 30, 2021

# DAX® 50 ESG Index Composition (1/2)

Weight in index in % <sup>1)</sup>										
#		Sector	Free-float in EURm	DAX® 50 ESG	DAX®	MDAX®	TecDAX®	ESG Rank	FF Rank	Turnover Rank
1	ALLIANZ	Insurance	89,591	7.00%	7.50%	-	-	7	4	2
2	LINDE	Chemicals	123,965	7.00%	10.00%	-	-	20	1	8
3	SAP	Software	129,105	7.00%	10.00%	-	10.00%	26	2	1
4	SIEMENS	Industrial	100,019	7.00%	8.42%	-	-	25	3	4
5	DAIMLER	Automobile	64,709	5.58%	5.42%	-	-	42	6	5
6	BASF	Chemicals	59,297	5.11%	4.97%	-	-	39	5	7
7	DEUTSCHE TELEKOM	Telecommunication	57,056	4.89%	4.75%	-	10.00%	5	7	10
8	DEUTSCHE POST	Transportation & Logistics	55,446	4.77%	4.63%	-	-	28	10	12
9	ADIDAS	Consumer	53,604	4.49%	4.36%	-	-	31	9	9
10	BAYER	Pharma & Healthcare	51,823	4.47%	4.34%	-	-	30	8	6
11	INFINEON TECHNOLOGIES	Technology	42,364	3.64%	3.54%	-	10.00%	21	11	11
12	MUENCHENER RUECK	Insurance	33,161	2.86%	2.78%	-	-	1	13	15
13	BMW	Automobile	29,144	2.51%	2.44%	-	-	27	15	14
14	Vonovia SE	Financial services	28,939	2.49%	2.42%	-	-	3	14	16
15	DEUTSCHE BOERSE	Financial services	27,541	2.29%	2.23%	-	-	40	16	17
16	DEUTSCHE BANK	Banks	22,648	1.95%	1.90%	-	-	41	17	13
17	MERCK	Pharma & Healthcare	19,645	1.69%	1.65%	-	-	10	19	23
18	FRESENIUS	Pharma & Healthcare	18,587	1.60%	1.56%	-	-	52	20	18
19	ZALANDO	Retail	17,944	1.51%	-	5.24%	-	12	22	29
20	HENKEL PEF	Consumer	15,942	1.35%	1.31%	-	-	4	21	30
21	DEUTSCHE WOHNEN	Financial services	17,242	1.33%	1.29%	-	-	23	23	26
22	PORSCHE	Automobile	14,109	1.22%	-	4.22%	-	49	24	32
23	SYMRISE	Chemicals	13,931	1.20%	-	4.17%	-	9	26	38
24	FRESENIUS	Pharma & Healthcare	13,924	1.20%	1.17%	-	-	53	27	27
25	CONTINENTAL	Automobile	13,503	1.16%	1.13%	-	-	13	28	20
<b>Sum top 25</b>			<b>1,113,237</b>	<b>85.32%</b>	<b>87.78%</b>	<b>13.63%</b>	<b>30.00%</b>			

1) STOXX data as of Jun 30, 2021

# DAX® 50 ESG Index Composition (2/2)

Weight in index in % <sup>1)</sup>										
#		Sector	Free-float in EURm	DAX® 50 ESG	DAX®	MDAX®	TecDAX®	ESG Rank	FF Rank	Turnover Rank
26	SIEMENS	Industrial	12,054	1.04%	1.01%	-	-	8	29	21
27	BRENTAG	Industrial	11,934	1.03%	-	3.57%	-	37	31	47
28	HEIDELBERGCEMENT	Construction	10,544	0.91%	0.88%	-	-	48	32	28
29	SARTORIUS	Pharma & Healthcare	10,143	0.87%	-	3.03%	8.26%	51	34	40
30	BEIERSDORF	Consumer	10,103	0.87%	-	3.02%	-	32	35	33
31	COVESTRO	Chemicals	10,004	0.86%	0.84%	-	-	2	33	24
32	LEG IMMOBILIEN	Financial services	8,799	0.76%	-	2.63%	-	19	39	48
33	PUMA	Consumer	8,812	0.75%	-	2.60%	-	58	38	41
34	HANNOVER RUECK	Insurance	8,630	0.74%	-	2.58%	-	6	37	45
35	KNORR BREMSE	Industrial	7,060	0.61%	-	2.11%	-	50	40	44
36	AROUNDTOWN	Financial services	6,708	0.58%	-	2.01%	-	24	41	43
37	KION GROUP	Industrial	6,254	0.54%	-	1.87%	-	45	43	52
38	COMMERZBANK	Banks	6,113	0.53%	-	1.83%	-	15	42	31
39	CARL ZEISS MEDITEC	Pharma & Healthcare	5,769	0.50%	-	1.73%	4.70%	61	48	59
40	SCOUT24	Media	5,729	0.49%	-	1.70%	-	56	44	46
41	EVONIK INDUSTRIES	Chemicals	5,375	0.46%	-	1.61%	-	14	45	42
42	LUFTHANSA	Transportation & Logistics	3,088	0.45%	-	1.55%	-	65	46	22
43	GEA GRP	Industrial	5,034	0.43%	-	1.51%	-	43	47	66
44	LANXESS	Chemicals	4,812	0.41%	-	1.42%	-	36	50	58
45	THYSSENKRUPP	Industrial	4,145	0.36%	-	1.24%	-	57	51	39
46	BECHTLE	Software	4,131	0.36%	-	1.24%	3.36%	72	54	53
47	TAG IMMOBILIEN	Financial services	4,004	0.35%	-	1.20%	-	47	56	69
48	PROSIEBENSAT.1 MEDIA	Media	3,381	0.28%	-	0.98%	-	68	57	51
49	UNITED INTERNET	Software	3,486	0.28%	-	0.97%	2.65%	70	58	72
50	FREENET	Telecommunication	2,801	0.23%	-	0.81%	2.20%	67	62	65
<b>Sum of 50</b>			<b>1,282,150</b>	<b>100.00%</b>	<b>90.51%</b>	<b>54.82%</b>	<b>51.17%</b>			

1) STOXX data as of Jun 30, 2021



# DAX<sup>®</sup> 50 ESG derivatives – contract specifications

Index	Currency	Index type	Index Level (ca.)	Eurex	Multiplier	Min Block Size	Tick Size	Tick Value	Calendar Tick	Calendar Tick value	Contract value
DAX 50 ESG	EUR	Price	1,461	Future	10	100	0.50	5.00	0.25	2.50	14,610
				Option	10	100	0.10	1.00			
<b>Related benchmark</b>											
DAX	EUR	GTR	12,200		25		0.5 <sup>1)</sup>	12.5	0.5 <sup>2)</sup>		305,000
Mini DAX	EUR	GTR	12,200		5		1.00	5.0	0.00		61,000

## Contract specifications<sup>3)</sup>

<b>Description of underlying</b>	A detailed description of the index rules and regulations can be found on the Qontigo website under: <a href="http://www.dax-indices.com/dax50esg-en">www.dax-indices.com/dax50esg-en</a>
<b>Contract value</b>	EUR 10 per index point
<b>Settlement</b>	Cash settlement, due on the first exchange day after the final settlement day.
<b>Price determination</b>	In points, with two decimal places.
<b>Minimum price change</b>	0.5 (equals EUR 5); Calendar Tick 0.25 (equals EUR 2.5)
<b>Contract months</b>	Futures: The next three quarter months of the cycle March, June, September and December (9 months). Options up to five years
<b>Last trading day/final settlement day</b>	The third Friday of each maturity month, if this is a trading day at Eurex Deutschland, otherwise the trading day immediately preceding that day. The final settlement day is the trading day following the last trading day.
<b>Final settlement price</b>	Start of the call phase of the intra-day auctions in the electronic trading system of the Frankfurt Stock Exchange as determined by the Management Board of Eurex Deutschland

1) Ticksize for FDAX to be increased from 0.5 to 1.0 as of 21.12.2020

2) Calendar ticksize for FMDX will be introduced reducing the calendar tick from 1 to 0.5 as of 21.12.2020

3) All other product specifications are identical with already existing DAX derivatives

# STOXX / DAX - Product Specifications ESG Derivatives

	Benchmark Futures			ESG Futures						ESG Options				
	DAX®	STOXX Europe 600®	EURO STOXX 50®	STOXX® Europe 600 ESG-X	STOXX® USA 500 ESG-X	STOXX® Europe ESG Leaders Select 30	STOXX® Europe Climate Impact	EURO STOXX® 50 Low Carbon	DAX® 50 ESG	EURO STOXX 50® ESG	STOXX® Europe 600 ESG-X	STOXX® Europe ESG Leaders Select 30	DAX® 50 ESG	EURO STOXX 50® ESG
EUREX Product Code	FDAX	FXXP	FESX	FSEG	FSUS	FSLS	FSCI	FSLC	FSDX	FSSX	OSEG	OSLS	OSDX	OSSX
Currency	EUR			USD	EUR									
Index Type	Total Return	Price	Price	Price	Price	Price	Price	Price	Price	Price	Price	Price	Price	Price
Bloomberg Prod. Code	GX1 <Index>	SXOA <Index>	VGA <Index>	FUEA <Index>	QFCA <Index>	AVSA <Index>	FAEA <Index>	BCYA <Index>	XSDA <Index>	XSSA <Index>	SXXPESGX OMON	SEESGSEP OMON	DAXESGK Index OMON	SX5EESG Index OMON
Bloomberg Index Code	GXA <Index>	SXXP <Index>	SX5E <Index>	SXXPESGX <Index>	SU5LESGX <Index>	SEESGSEP <Index>	SXECITEP <Index>	SXE5LCEP <Index>	DAXESGK <Index>	SX5EESG <Index>	SXXPESGX <Index>	SEESGSEP <Index>	DAXESGK <Index>	SX5EESG <Index>
Reuters Product Code	0#FDX	0#FXXP	0#STXE	0#FSEG	0#FSUS	0#FSLS	0#FSCI	0#FSLC	FSDX	FSSX	OSEG.EX	OSLS.EX	OSDX.EX	OSSX.EX
Contract months	The next three quarter months of the cycle March, June, September and December (9 months)										Up to 24 months	Up to 60 months	Up to 5 years	Up to 5 years
Multiplier	25	50	10	100	100	100	100	100	10	100	100	100	10	100
Tick Size (order book)	0.5	0.1	1	0.1	0.05	0.1	0.1	0.1	0.5	0.05	0.01	0.01	0.1	0.01
Tick Value, in currency	12.5 EUR	5 EUR	10 EUR	10 EUR	5 USD	10 EUR	10 EUR	10 EUR	5 EUR	5 EUR	1 EUR	1 EUR	1 EUR	1 EUR
Minimum Block Trade Size, in lots	250	100	1000	50	100	50	50	50	100	100	50	50	100	100
CFTC Approved	Yes (Futures)										No	No	No	No
Underlying STOXX Factsheet	DAX®	<a href="#">STOXX Europe 600®</a>	<a href="#">EURO STOXX 50®</a>	<a href="#">STOXX® Europe 600 ESG-X</a>	<a href="#">STOXX® USA 500 ESG-X</a>	<a href="#">STOXX® Europe ESG Leaders Select 30</a>	<a href="#">STOXX® Europe Climate Impact</a>	<a href="#">EURO STOXX® 50 Low Carbon</a>	DAX® 50 ESG	<a href="#">EURO STOXX 50® ESG</a>	<a href="#">STOXX® Europe 600 ESG-X</a>	<a href="#">STOXX® Europe ESG Leaders Select 30</a>	DAX® 50 ESG	<a href="#">EURO STOXX 50® ESG</a>

# Further Information

Please contact for more information about ESG



**Christine Heyde**  
Equity & Index Product Design

Eurex Frankfurt AG  
Mergenthalerallee 61  
65760 Eschborn  
Tel: +49 (0)69 2 11-1 56 98  
christine.heyde@eurex.com



**Achim Stefan Karle**  
Equity & Index Sales EMEA

Eurex Frankfurt AG  
Mergenthalerallee 61  
65760 Eschborn  
Tel: +49 (0)69 2 11-1 87 57  
Achim.karle@eurex.com

## [Link to Eurex Circular 076/20](#)

[Equity index derivatives: Introduction of futures and options on the EURO STOXX® 50 ESG and DAX® 50 ESG indexes](#)

### **Further information**

[Attachment 1 to Eurex circular 076/20](#)

[Attachment 2 to Eurex circular 076/20](#)

[Attachment 3 to Eurex circular 076/20](#)

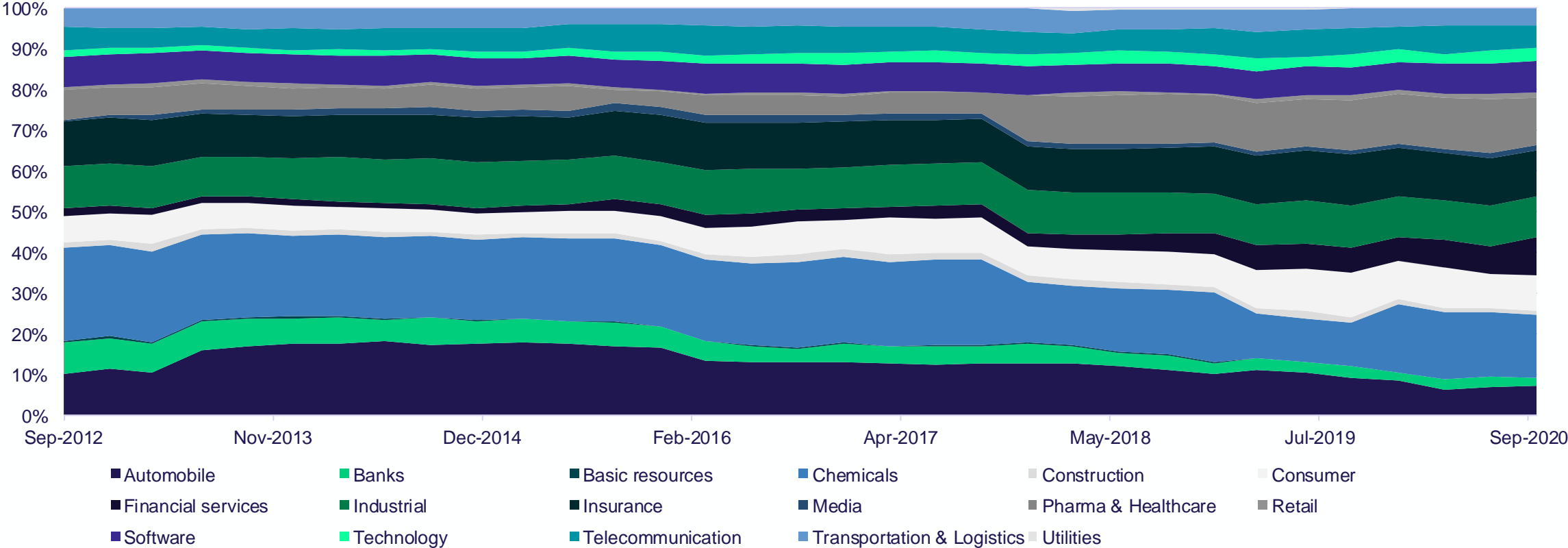
[Attachment 4 to Eurex circular 076/20](#)



# Appendix



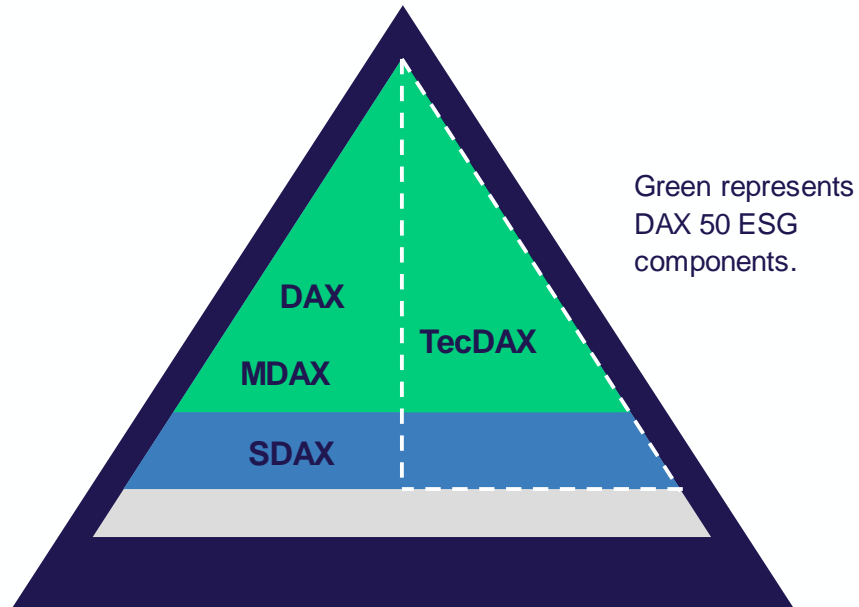
# DAX<sup>®</sup> 50 ESG Sector Weights Over Time<sup>1</sup>



1) STOXX quarterly data from September 21, 2012 to close Sept 18, 2020 (constituents effective Sep 21, 2020), based on EUR TR

# Liquidity and Size are Important for DAX® 50 ESG

## Frankfurt Stock Exchange: Prime Standard



Starting from the HDAX® universe (DAX®, MDAX®, TecDAX®) and including market cap and turnover rankings help to ensure that the profile of the DAX® 50 ESG Index, from a size perspective, does not deviate excessively from that of the DAX® and that the inherent benefits from larger-cap securities (such as increased liquidity) are preserved in the **DAX® 50 ESG**.

# Step-by-step Construction of DAX® and DAX® 50 ESG

### Step 1: Starting Universe

**Prime Standard**

### Step 2: Selection<sup>1)</sup>

1. Free Float Market Cap (FF)	2. Order Book Volume
1	1.
.	.
.	.
.	.
.	.
30	30

A company will be included in the DAX Index if it has a rank of 30 or less in both the **free float market capitalization** and **order book volume** criteria.

If there are less than 30 securities, the thresholds in the selection criteria are relaxed as described in the Fast Exit rule for replacement securities:

≤35 AND ≤35; ≤35 AND ≤40....

### Step 3: Weighting

**FF:10% Cap**

**DAX**

DAX construction steps

DAX 50 ESG construction steps

**HDAX**  
(DAX + MDAX + TecDAX)

**Eligible Securities**

**Exclusions**

Global Standards Screening	Controversial weapons Tobacco
Thermal coal	Military contracting
Nuclear power	

1. Free Float Market Cap (FF)	2. Order Book Volume	3. ESG Score
1	1	1
.	.	.
.	.	.
.	.	.
50	50	50

A company will be included in the DAX 50 ESG index if it has a rank of 50 or less in the **free float market capitalization, order book volume** and **ESG score** criteria.

If there are less than 50 securities, the thresholds in the selection criteria are relaxed as described in the Fast Exit rule for replacement securities:

≤60 AND ≤60 AND ≤60; ≤60 AND ≤65 AND ≤65....

**FF:7% Cap**

**DAX 50 ESG**

1) Regular entry criteria, please refer to the full methodology guide and proceeding slides for further details

# DAX<sup>®</sup> 50 ESG – Fast Exit Rules (1/2)

Like DAX Index, the index composition of DAX<sup>®</sup> 50 ESG Index is reviewed quarterly based on the Fast Exit and Fast Entry rules, and reviewed every September based on the Regular Exit and Regular Entry rules.

The “Overview of rules” table shows when and how the rules detailed below apply.

DAX <sup>®</sup> 50 ESG	Candidate rank FF MCap <sup>1)</sup> /OB volume <sup>2)</sup> /ESG	Alternate candidate rank FF MCap/OB volume/ESG	Mar	Jun	Sep	Dec
Fast Exit	75/75/75	60/60/60; 60/65/65; 60/70/70	✓	✓	✓	✓
Fast Entry	40/40/40	60/60/60	✓	✓	✓	✓
Regular Exit	70/70/70	60/60/60			✓	
Regular Entry	50/50/50	60/60/60			✓	

1) FF MCap: free float market capitalisation

2) OB volume: Order book volume



# DAX® 50 ESG – Fast Exit Rules (1/2)

**Fast Exit:** A company in the selection index is replaced if it has a lesser rank than the ‘candidate rank’ in one of the three criteria of free float market capitalisation or order book volume or ESG score (see the “Overview of rules” table; for example, greater than 75 in the free float market capitalisation criterion or greater than 75 in the order book volume criterion or greater than 75 in ESG criterion in the DAX® 50 ESG ranks). It is replaced by the company with the highest free float market capitalisation that has the corresponding ranking positions for all three criteria in the ‘alternate candidate rank’ stated in the “Overview of rules” table for the respective selection index (e.g. smaller than or equal to 60 in the DAX® 50 ESG ranks). If there are no companies that meet these conditions, the successor is determined by relaxing the order book volume and ESG score criterion twice gradually, each time by five ranks (e.g. 60/65/65, then 60/70/70 in the DAX 50 ESG ranks). If there is still no company that meets the criteria, the company with an ESG rank of equal to or less than 60 which has the highest free float market capitalization is determined as the successor.

For further Information please see „Guide to the DAX Equity Indices“: [https://www.dax-indices.com/document/Resources/Guides/DAX\\_Equity\\_Indices.pdf](https://www.dax-indices.com/document/Resources/Guides/DAX_Equity_Indices.pdf)

1) FF MCap: free float market capitalisation  
2) OB volume: Order book volume

# DAX® 50 ESG Selection Mechanism in Detail

Order of steps	Step desc.	Timing of Step				Criteria for exit / entry candidates by criterion FF Rank / Order Book Rank / ESG Rank	Criteria for replacing /replaced by company by criterion FF Rank / Order Book Rank / ESG Rank
		Mar	Jun	Sep	Dec		
1	Fast Exit	x	x	x	x	Exit candidate if >75 OR >75 OR >75	Replaced by largest qualifying non-index-member by FF with ranks ≤60 AND ≤60 AND ≤60 or, if not available, by largest qualifying non-index-member by FF with ranks ≤60 AND ≤65 AND ≤65 or, if not available, by largest qualifying non-index-member by FF with ranks ≤60 AND ≤70 AND ≤70 or, if not available, by largest qualifying non-index-member by FF with ESG Rank ≤60. If none of the above conditions are met, no company exits and none enters
2	Fast Entry	x	x	x	x	Entry if ≤40 AND ≤40 AND ≤40	Replaces smallest current index member by FF with ranks >60 OR >60 OR >60 Or, if not available, replaces smallest current index member by FF
3	Regular Exit	-	-	x	-	Exit candidate if >70 OR >70 OR >70	Replaced by largest qualifying non-index-member by FF with ranks ≤60 AND ≤60 AND ≤60 Or, if not available, no company is replaced and no exit takes place
4	Regular Entry	-	-	x	-	Entry candidate if ≤50 AND ≤50 AND ≤50	Replaces smallest current index member by FF with ranks >60 OR >60 OR >60 Or, if not available, no company enters and none is replaced

# DAX® Selection Mechanism in Detail

Order of steps	Step desc.	Timing of Step Mar Jun Sep Dec	Criteria for exit / entry candidates by criterion FF Rank / Order Book Rank	Criteria for replacing /replaced by company by criterion FF Rank / Order Book Rank
1	Fast Exit	x x x x	Exit candidate if >45 OR >45	Replaced by largest qualifying non-index-member by FF with ranks ≤35 AND ≤35 or, if not available, by largest qualifying non-index-member by FF with ranks ≤35 AND ≤40 or, if not available, by largest qualifying non-index-member by FF with ranks ≤35 AND ≤45 If none of the above conditions are met, the qualifying non-index-member with a FF rank of ≤35 and the highest turnover (in the preceding twelve months)
2	Fast Entry	x x x x	Entry if ≤25 AND ≤25	Replaces smallest current index member by FF with ranks >35 OR >35 Or, if not available, replaces smallest current index member by FF
3	Regular Exit	- - x -	Exit candidate if >40 OR >40	Replaced by largest qualifying non-index-member by FF with ranks ≤35 AND ≤35 Or, if not available, no company is replaced and no exit takes place
4	Regular Entry	- - x -	Entry candidate if ≤30 AND ≤30	Replaces smallest current index member by FF with ranks >35 OR >35 Or, if not available, no company enters and none is replaced

# Eurex trading and clearing fees

## DAX 50 ESG derivatives

	Currency	Trade type	Account	Standard	Reduced	Reduced as of
<b>DAX 50 ESG Futures*</b>	EUR	Order book	A	0.20	n.a.	n.a.
			P/M	0.15	n.a.	n.a.
		EnLight / TES	A	0.30	n.a.	n.a.
			P/M	0.25	n.a.	n.a.

	Currency	Trade type	Account	Standard	Reduced	Reduced as of
<b>DAX 50 ESG options*</b>	EUR	Order book	A	0.18	0.09	3,000
			P/M	0.15	0.08/n.a.	2,000/ n.a.
		EnLight	A	0.19	0.10	3,000
			P/M	0.15	0.08/n.a.	2,000/ n.a.
		TES	A	0.20	0.10	3,000
			P/M	0.15	0.08/n.a.	2,000/ n.a.

\*For detailed and legally binding Eurex fees pls see Price List

# Thank you!

# Disclaimer

© Eurex 2020

Deutsche Börse AG (DBAG), Clearstream Banking AG (Clearstream), Eurex Frankfurt AG, Eurex Clearing AG (Eurex Clearing) and Eurex Repo GmbH (Eurex Repo) are corporate entities and are registered under German law. Eurex Global Derivatives AG is a corporate entity and is registered under Swiss law. Clearstream Banking S.A. is a corporate entity and is registered under Luxembourg law. Deutsche Boerse Asia Holding Pte. Ltd., Eurex Clearing Asia Pte. Ltd. and Eurex Exchange Asia Pte. Ltd are corporate entities and are registered under Singapore law. Eurex Frankfurt AG (Eurex) is the administrating and operating institution of Eurex Deutschland. Eurex Deutschland is in the following referred to as the "Eurex Exchange".

All intellectual property, proprietary and other rights and interests in this publication and the subject matter hereof (other than certain trademarks and service marks listed below) are owned by DBAG and its affiliates and subsidiaries including, without limitation, all patent, registered design, copyright, trademark and service mark rights. While reasonable care has been taken in the preparation of this publication to provide details that are accurate and not misleading at the time of publication DBAG, Clearstream, Eurex, Eurex Clearing, Eurex Repo as well as the Eurex Exchange and their respective servants and agents (a) do not make any representations or warranties regarding the information contained herein, whether express or implied, including without limitation any implied warranty of merchantability or fitness for a particular purpose or any warranty with respect to the accuracy, correctness, quality, completeness or timeliness of such information, and (b) shall not be responsible or liable for any third party's use of any information contained herein under any circumstances, including, without limitation, in connection with actual trading or otherwise or for any errors or omissions contained in this publication.

This publication is published for information purposes only and shall not constitute investment advice respectively does not constitute an offer, solicitation or recommendation to acquire or dispose of any investment or to engage in any other transaction. This publication is not intended for solicitation purposes but only for use as general information.

All descriptions, examples and calculations contained in this publication are for illustrative purposes only.

Eurex and Eurex Clearing offer services directly to members of the Eurex Exchange respectively to clearing members of Eurex Clearing. Those who desire to trade any products available on the Eurex market or who desire to offer and sell any such products to others or who desire to possess a clearing license of Eurex Clearing in order to participate in the clearing process provided by Eurex Clearing, should consider legal and regulatory requirements of those jurisdictions relevant to them, as well as the risks associated with such products, before doing so.

Only Eurex derivatives that are CFTC-approved may be traded via direct access in the United States or by United States persons. A complete, up-to-date list of Eurex derivatives that are CFTC-approved is available at: <http://www.eurexchange.com/exchange-en/products/eurex-derivatives-us>. In addition, Eurex representatives and participants may familiarise U.S. Qualified Institutional Buyers (QIBs) and broker-dealers with certain eligible Eurex

equity options and equity index options pursuant to the terms of the SEC's July 1, 2013 Class No-Action Relief. A complete, up-to-date list of Eurex options that are eligible under the SEC Class No-Action Relief is available at: <http://www.eurexchange.com/exchange-en/products/eurex-derivatives-us/eurex-options-in-the-us-for-eligible-customers...> Lastly, U.S. QIBs and broker-dealers trading on behalf of QIBs may trade certain single-security futures and narrow-based security index futures subject to terms and conditions of the SEC's Exchange Act Release No. 60,194 (June 30, 2009), 74 Fed. Reg. 32,200 (July 7, 2009) and the CFTC's Division of Clearing and Intermediary Oversight Advisory Concerning the Offer and Sale of Foreign Security Futures Products to Customers Located in the United States (June 8, 2010).

## Trademarks and Service Marks

Buxl®, DAX®, DivDAX®, eb.rexx®, Eurex®, Eurex Repo®, Eurex Strategy WizardSM, Euro GC Pooling®, FDAX®, FWB®, GC Pooling®, GCPi®, MDAx®, ODAX®, SDAx®, TecDAX®, USD GC Pooling®, VDAX®, VDAX-NEW® and Xetra® are registered trademarks of DBAG. All MSCI indexes are service marks and the exclusive property of MSCI Barra. ATX®, ATX® five, CECE® and RDX® are registered trademarks of Vienna Stock Exchange AG. IPD® UK Quarterly Indexes are registered trademarks of Investment Property Databank Ltd. IPD and have been licensed for the use by Eurex for derivatives. SLI®, SMI® and SMIM® are registered trademarks of SIX Swiss Exchange AG. The STOXX® indexes, the data included therein and the trademarks used in the index names are the intellectual property of STOXX Limited and/or its licensors. Eurex derivatives based on the STOXX® indexes are in no way sponsored, endorsed, sold or promoted by STOXX and its licensors and neither STOXX nor its licensors shall have any liability with respect thereto. Bloomberg Commodity IndexSM and any related sub-indexes are service marks of Bloomberg L.P. PCS® and Property Claim Services® are registered trademarks of ISO Services, Inc. Korea Exchange, KRX, KOSPI and KOSPI 200 are registered trademarks of Korea Exchange Inc. BSE and SENSEX are trademarks/service marks of Bombay Stock Exchange (BSE) and all rights accruing from the same, statutory or otherwise, wholly vest with BSE. Any violation of the above would constitute an offence under the laws of India and international treaties governing the same.

The names of other companies and third party products may be trademarks or service marks of their respective owners.

Eurex Deutschland qualifies as manufacturer of packaged retail and insurance-based investment products (PRIIPs) under Regulation (EU) No 1286/2014 on key information documents for packaged retail and insurance-based investment products (PRIIPs Regulation), and provides key information documents (KIDs) covering PRIIPs traded on Eurex Deutschland on its website under the following link: <http://www.eurexchange.com/exchange-en/resources/regulations/eu-regulations/priips-kids>.

In addition, according to Art. 14(1) PRIIPs Regulation the person advising on, or selling, a PRIIP shall provide the KID to retail investors free of charge.