

STOXX Global Thematic Index Futures

Launch Date: June 20, 2022

December 2023

Content

- 1** Introduction to Thematic Indices
- 2** STOXX Global Thematic Indices on Eurex
- 3** Value Proposition to Investors
- 4** Contract Specifications
- 5** Appendix

1 Introduction to Thematic Indices

Growing demand for Thematics with record levels of AUM

- Thematic-based investing has become one of the most popular trends in recent years, represented by **record inflows** and **significant tracking of thematic indices** within the ETF segment.
- Over the three years through the end of 2021, collective assets under management more than tripled to **\$806 billion** from \$174 billion worldwide with Europe representing the largest market at **55%** of global thematic fund assets*.
- Thematics are designed to give investors exposure to long term 'mega-trends' including **digitalisation, sustainability** and changing **socio-demographics**.
- Currently available to investors in the form of ETFs linked to STOXX indices.
- Traditionally bespoke market orchestrated as swaps in the OTC market.

*Source: Morningstar Manager Research, 2022. Morningstar Global Thematic Funds Landscape 2022.

**Source: Qontigo, February 2022

≈**EUR 10bn**

ETF AUM linked to STOXX thematic indices**

589

New thematic funds launched globally in 2021

90%

AUM actively managed in Europe

STOXX® Global Thematic Index family

Index Methodology



Screening

- **Companies**, belonging to a defined set of developed and emerging countries, that **derive more than 50% of their most recent total annual revenue from sectors linked to the respective theme**
- The index applies **liquidity and size screens** and aims to have a **minimum number of 80 components**




Key Characteristics

- The parent index is the **STOXX Global Total Market**
- **Adjusted equal weighted***
- **Reviewed annually** in June
- Cap factor None, Calculation/distribution **Net Return (USD) in real time**



Methodology

- **Revenue-based** Methodology: FactSet Revere Business Industry Classification System (**RBICS**) is used for a granular breakdown of the revenue sources of the companies in the screening process



ESG Considerations

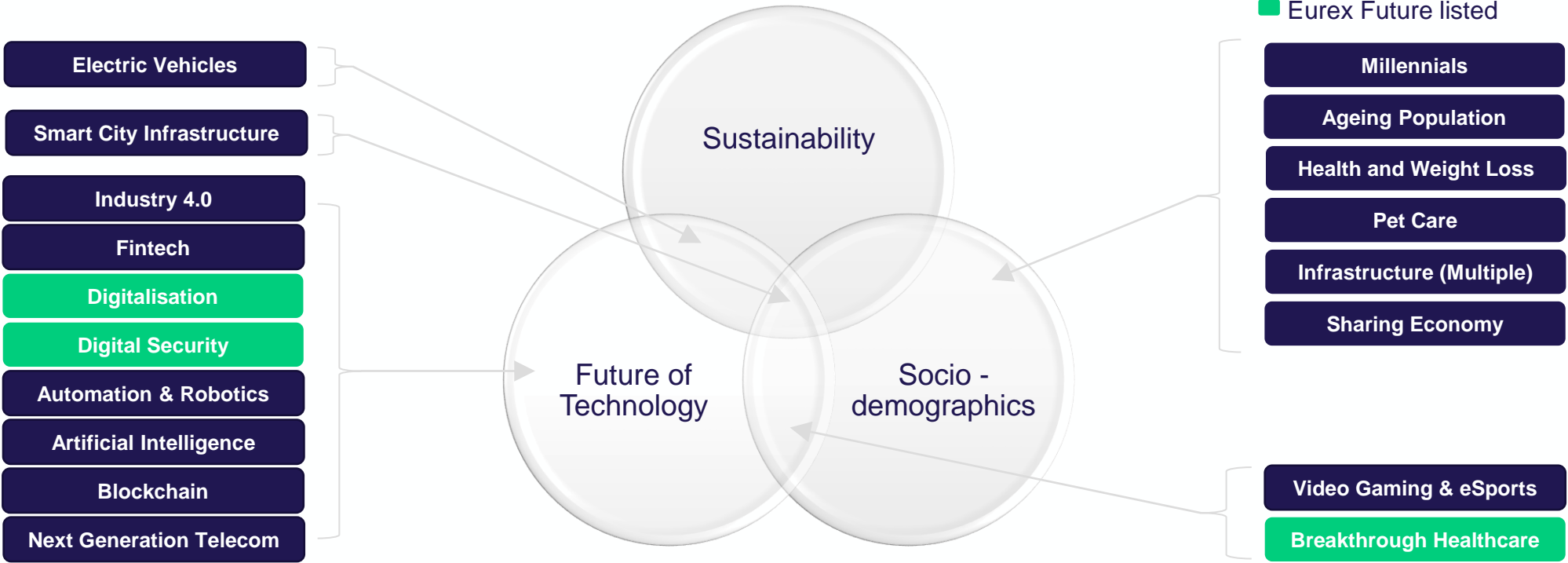
- **Exclusions:** Companies that are non-compliant with the Global Standards Screening (**GSS**), involved in Controversial Weapons activities, or display a Severe (Category 5) Controversy Rating, as identified by Sustainalytics.
- Screens companies for involvement in Weapons, Unconventional Oil & Gas, Conventional Oil & Gas, Thermal Coal, Nuclear Power and Tobacco.

*See STOXX Index Methodology guide for full details

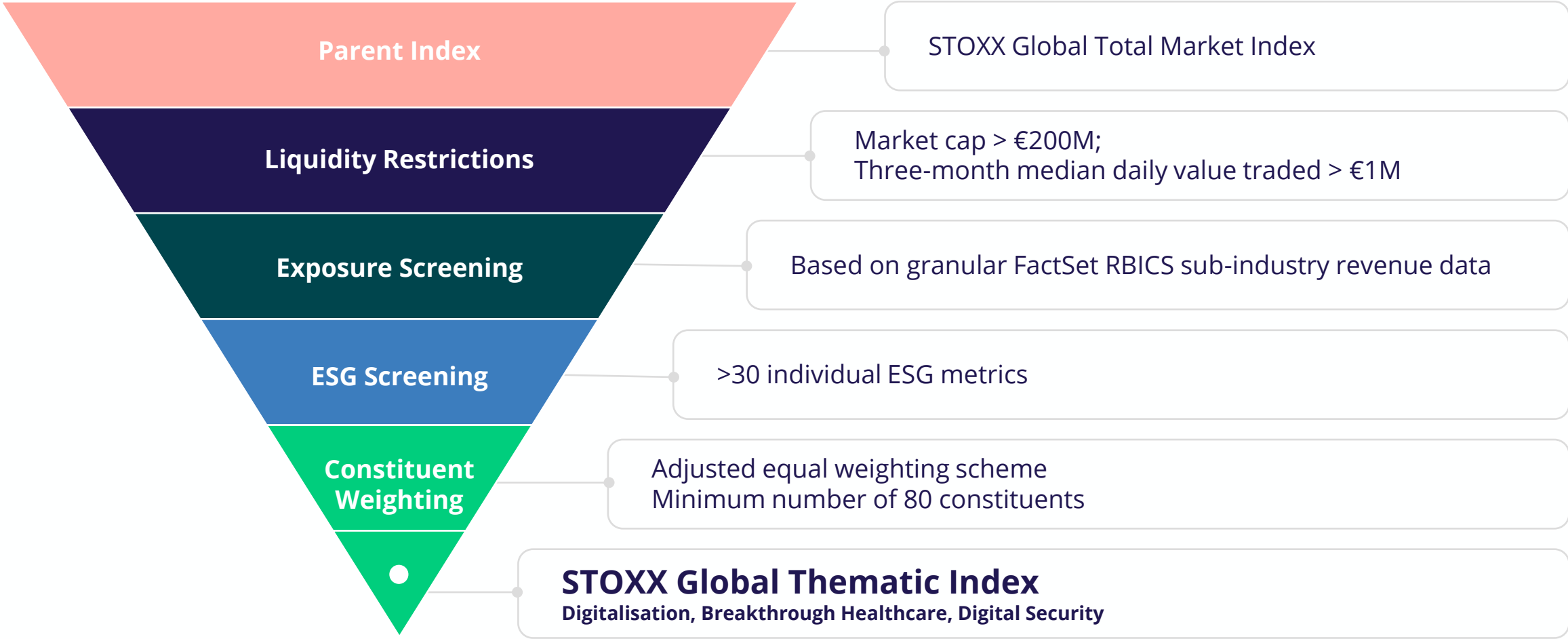
2 STOXX Global Thematics Index Derivatives on Eurex

Capitalize on Major Economic Trends


Eurex has launched three contracts that track indices from the STOXX Thematic Index Suite, designed to target the beneficiaries of long-term structural trends transforming our modern economies: **STOXX Global Breakthrough Healthcare**, **STOXX Global Digitalisation** and **STOXX Global Digital Security**



Innovative Methodology



3 Value Proposition to Investors



Significant Value Proposition to Investors



Expertise of STOXX

- As Deutsche Börse Group's index provider, STOXX has developed innovative approaches for its thematic indices including a revenue-based approach and an artificial intelligence (AI) based approach.
- STOXX uses an open architecture approach and works with best-in-class data and intellectual property (IP). STOXX has partnered with FactSet to develop revenue-based methodology for Eurex Thematic Indices.



Global offering

- Our product range will provide a persistent global offering, which portfolio managers can use to manage a diversified global thematic portfolio.
- This transition to global exposure is a natural extension from European sector futures and options where Eurex has established itself as the leading European venue price and discovery pool



Major themes

- Digitalisation, Breakthrough Healthcare, Digital Security will all be included with scope to launch further derivatives on a basket of stocks benefiting from emerging themes.

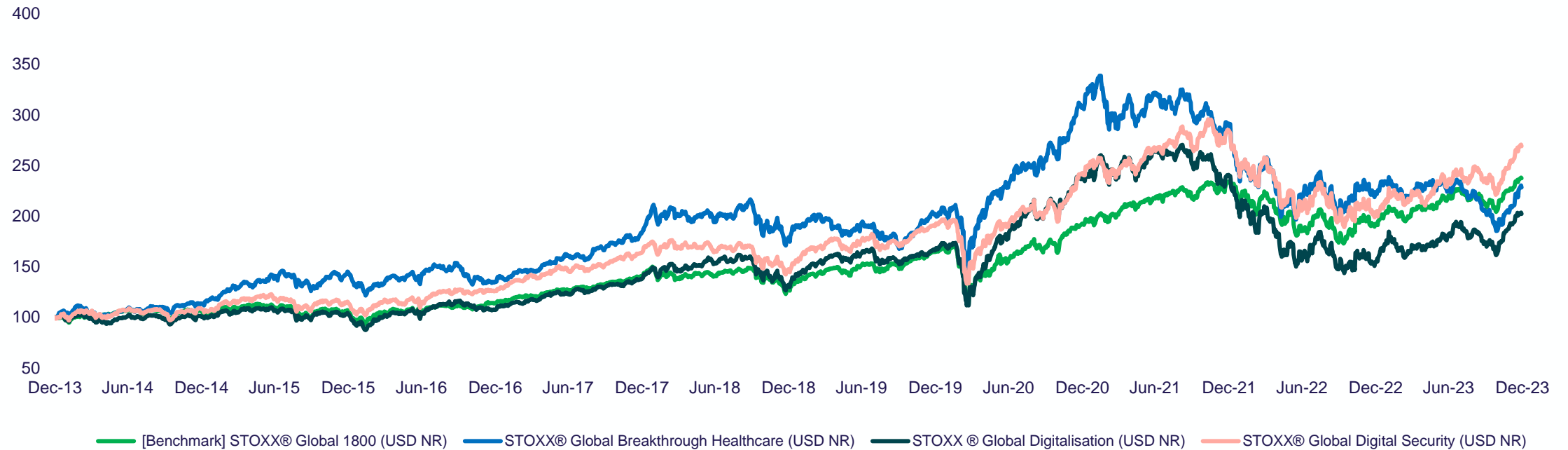


Cost-efficiency

- Margin Efficiency - Prisma Margin Methodology and associated benefits delivered by the Eurex Trading and Clearing value chain
- Transparent and liquid - utilizing a standardized index offering which is a supplement towards systematic indices and is more cost-effective than using swaps in the OTC market.

Global Coverage and Outperformance

Performance of STOXX® Global Thematic Indices launched on Eurex



Strong returns over the broader market

- Consistent outperformance of all STOXX® Global Thematic Indices launched on Eurex over the broader market between January 2017 and December 2021.
- STOXX Global Breakthrough Healthcare (USD NR) and STOXX Global Digital Security (USD NR) achieving sustained outperformance between September 2014 and September 2023.

4 Contract Specifications

Contract specifications

Key Specifications

	Description
Underlying Index	STOXX Global Breakthrough Healthcare, Digitalisation, Digital Security net total return indices. A detailed description of the index rules and regulations can be found here .
Contract Multiplier	USD 10 per index point.
Settlement	Cash settlement, due on the first exchange day after the final settlement day.
Price determination	In points, with two decimal places.
Minimum price change	0.50 (equals USD 5).
Contract months	The next three quarterly months of the cycle March, June, September and December (9 months).
Last trading day/final settlement day	The third Friday of each maturity month, if this is a trading day at Eurex Deutschland, otherwise the trading day immediately preceding that day. Close of trading for maturing series: 22:00 CET. The final settlement day is the trading day following the last trading day.
Final settlement price	Relevant for the STOXX Global Thematic index futures is the index closing price on the last trading day.
Minimum Block Trade Size	5 contracts

Product Overview

Eurex Product and Underlying Index

Eurex Product

Product Name	Currency	Index Type	ISIN	Product Code	Bloomberg Code	Product type
Futures on STOXX Global Breakthrough Healthcare	USD	Net Return	DE000A3X0014	FGBH	STBA INDEX	FINX
Futures on STOXX Global Digitalisation	USD	Net Return	DE000A3X0022	FGDI	STAA INDEX	FINX
Futures on STOXX Global Digital Security	USD	Net Return	DE000A3X0030	FGDS	STDA INDEX	FINX

Underlying

Index	Currency	Index type	ISIN	Bloomberg	Reuters
STOXX Global Breakthrough Healthcare	USD	Net Return	CH0325904446	IXBRHLTU INDEX	.IXBRHLTU
STOXX Global Digitalisation	USD	Net Return	CH0325904503	IXDIGITU INDEX	.IXDIGITU
STOXX Global Digital Security	USD	Net Return	CH0393657553	STXTDSV INDEX	.STXTDSV

Thank you!

Christine Heyde

Equity & Index Product Design

Eurex Frankfurt AG
Mergenthalerallee 61
65760 Eschborn
Tel: +49 69 2 11 15698
christine.heyde@eurex.com

Matthew Riley

Equity & Index Sales EMEA


Eurex Frankfurt AG, London Branch
11 Westferry Circus
London E14 4HE
Tel: +44 (0) 207 8 62-72 13
matthew.riley@eurex.com

Eurex Webpage: <https://www.eurex.com/ex-en>

Related Information: [Eurex introduces first futures on thematic indices](#)



5 Appendix



Performance Statistics

Risk / Return Characteristics

	STOXX Global Breakthrough Healthcare	STOXX Global Digital Security	STOXX Global Digitalisation	STOXX Global 1800
Overall Return (annualized)	8.72%	10.54%	7.39%	9.14%
1Y Return (annualized)	2.36%	32.66%	31.79%	24.28%
3Y Return (annualized)	-9.60%	3.56%	-5.25%	7.30%
5Y Return (annualized)	5.05%	12.90%	9.00%	13.26%
Overall Volatility (annualized)	18.37%	16.79%	18.51%	14.92%
1Y Volatility (annualized)	15.39%	16.20%	17.33%	11.41%
3Y Volatility (annualized)	20.66%	19.87%	22.87%	15.17%
5Y Volatility (annualized)	22.05%	20.17%	22.93%	17.96%
Overall Sharpe ratio	47.83%	60.58%	40.94%	57.66%
5Y Sharpe ratio	0.25	0.61	0.41	0.68
Overall Tracking Error (annualized)	0.11	0.08	0.09	
5Y Tracking Error (annualized)	13.00%	9.52%	10.45%	
Overall Dividend yield (annualized)	1.05%	2.75%	1.64%	4.09%
Overall Maximum drawdown	45.30%	36.02%	46.89%	33.77%
Number of constituents	196	102	189	1800

Source: STOXX, USD GR daily data, Dec 31, 2013 to Dec 29, 2023

1Y: from Jan 02, 2023 to Dec 29, 2023

3Y: from Jan 04, 2021 to Dec 29, 2023

5Y: from Jan 02, 2019 to Dec 29, 2023

Overall: from Dec 31, 2013 to Dec 29, 2023

SOFR was used as a proxy for riskless returns

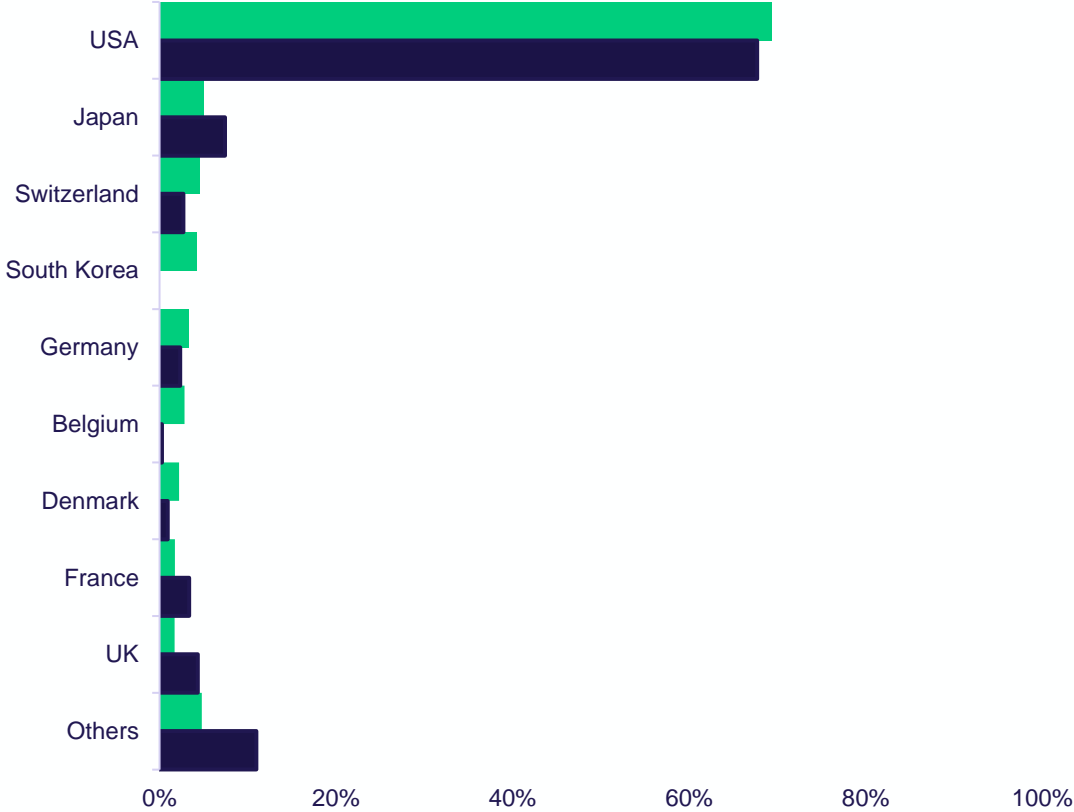
Beta, Correlation and Tracking Error figures were computed against STOXX Global 1800 Index

Country & Industry Allocations

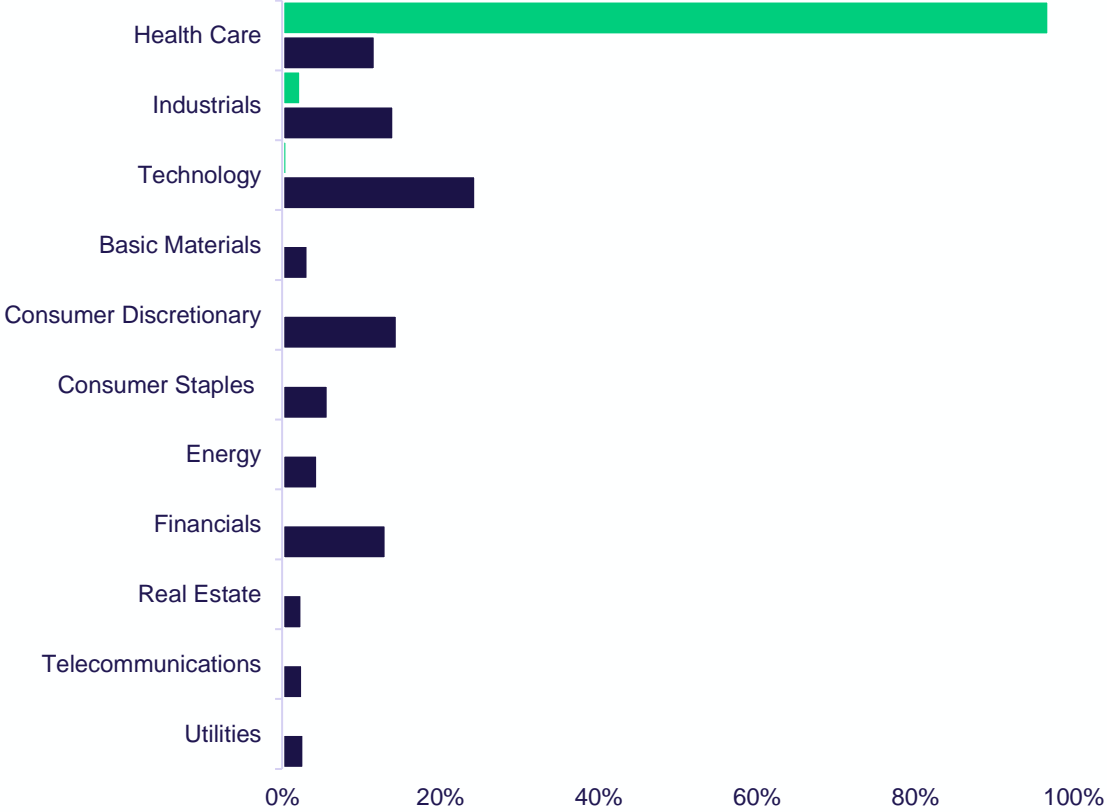
STOXX Global Breakthrough Healthcare

■ STOXX Global 1800 [Benchmark]
■ Specified STOXX Thematic Index

Country Allocation



Industry Allocation



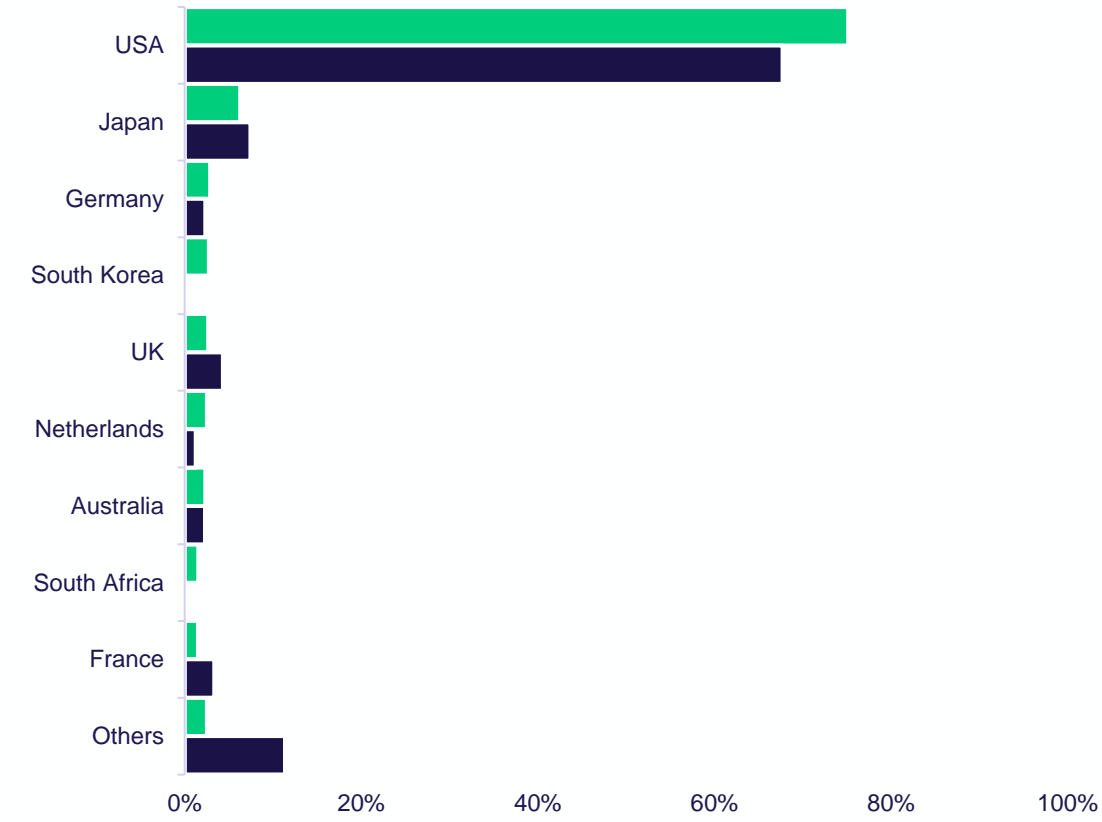
*Data as of December 2023.

Country & Industry Allocations

STOXX Global Digitalisation

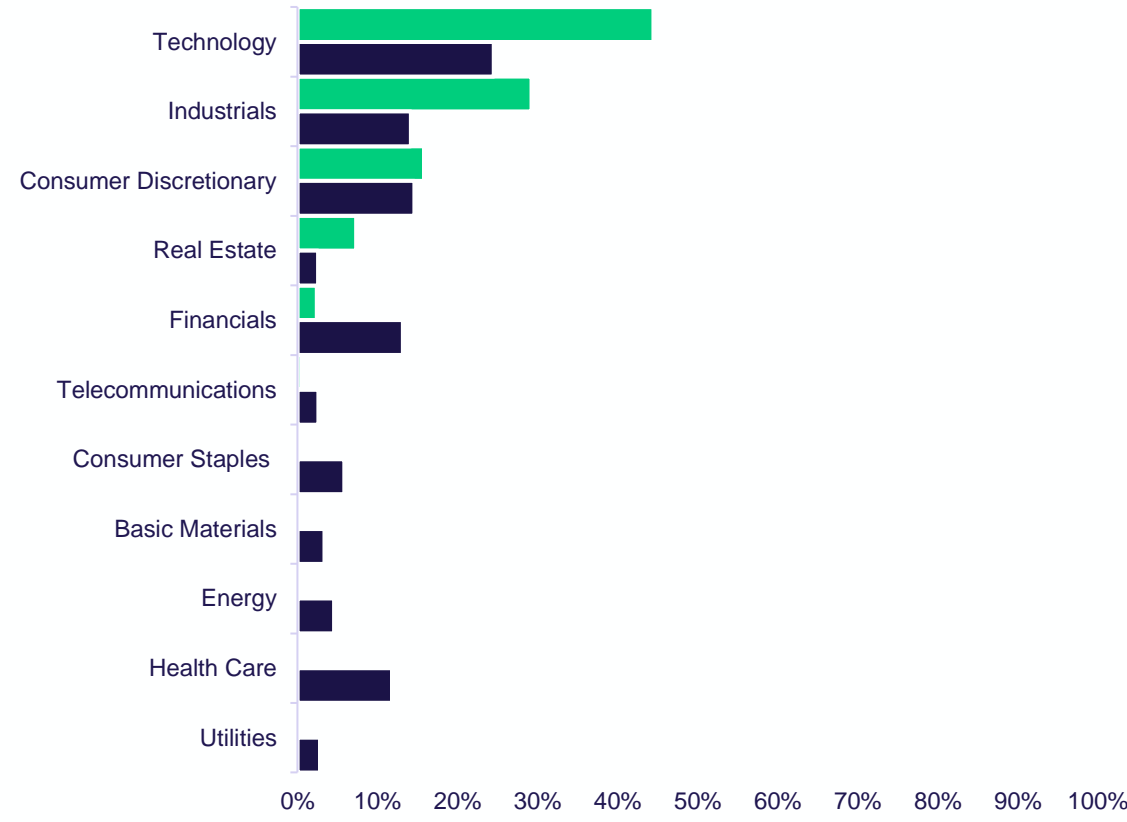
■ STOXX Global 1800 [Benchmark]
■ Specified STOXX Thematic Index

Country Allocation



*Data as of December 2023.

Industry Allocation



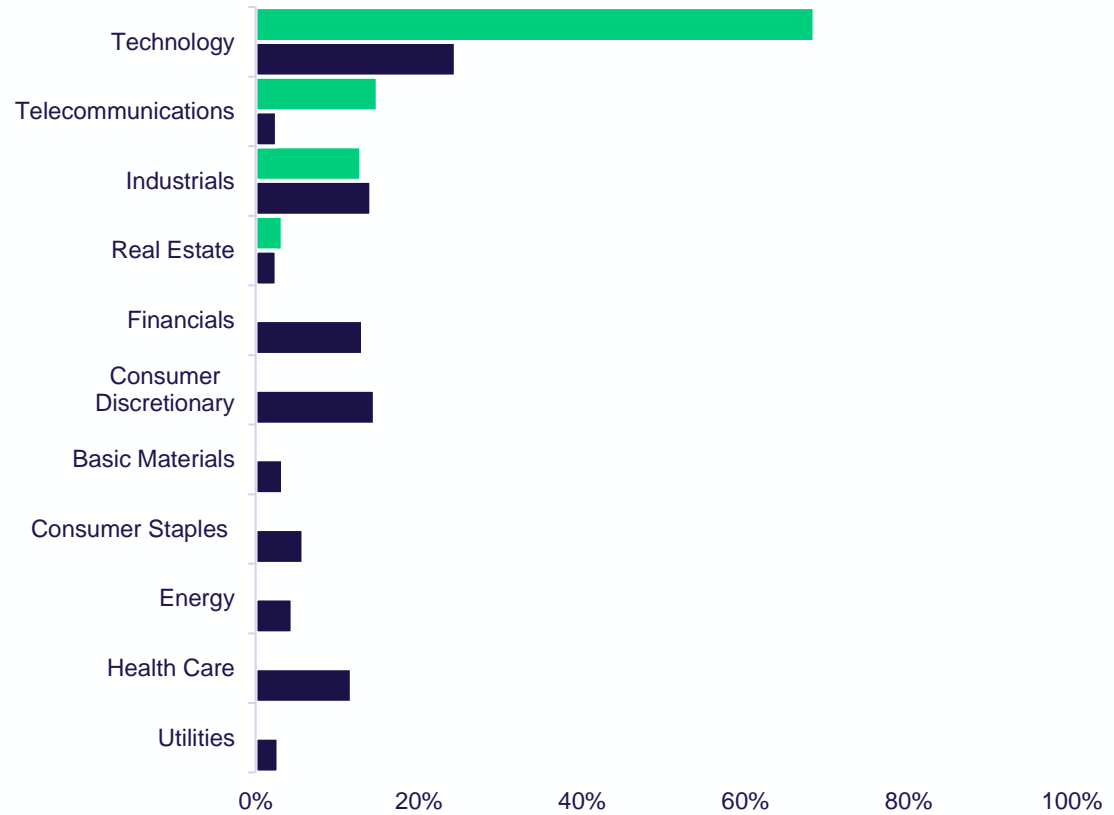
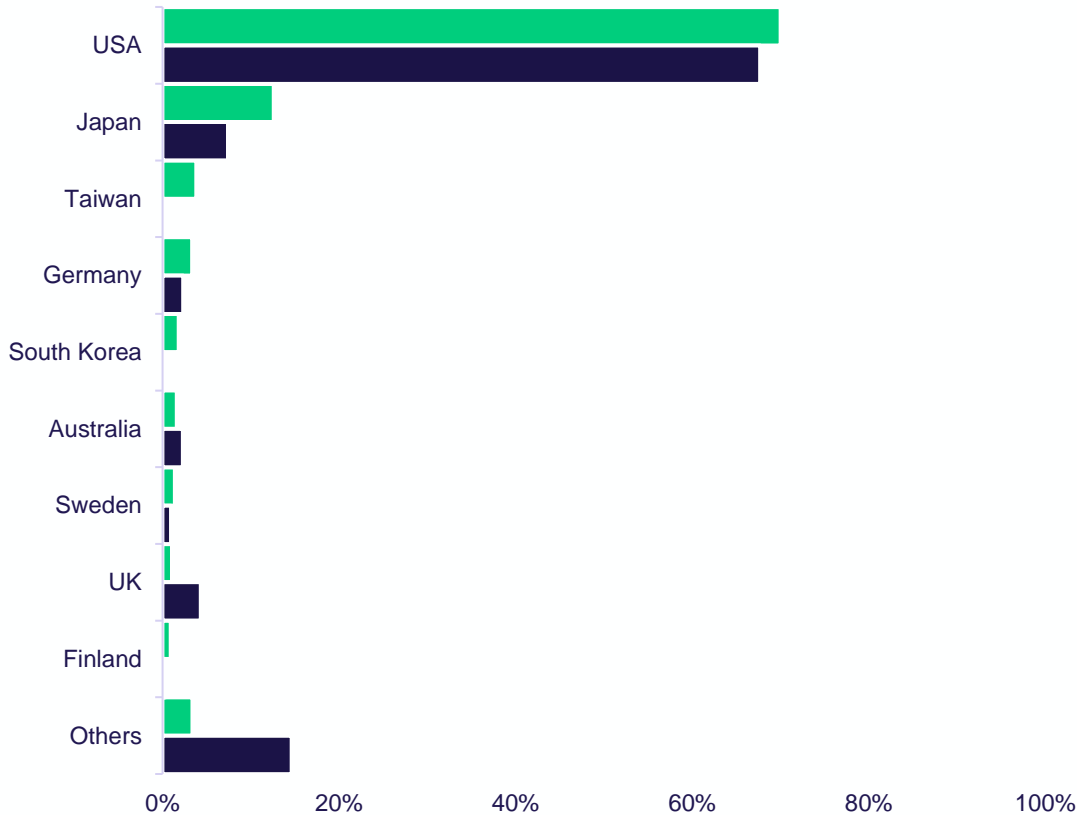
Country & Industry Allocations

STOXX Global Digital Security

■ STOXX Global 1800 [Benchmark]
■ Specified STOXX Thematic Index

Country Allocation

Industry Allocation



*Data as of December 2023.

Top 10 Constituents

STOXX Global Breakthrough Healthcare

Name	Supersector	Country	Weight (%)
NEUROCRINE BIOSCIENCES	Health Care	USA	1.86
Amgen Inc.	Health Care	USA	1.73
KARUNA THERAPEUTICS	Health Care	USA	1.71
Celltrion	Health Care	South Korea	1.61
Agilent Technologies Inc.	Health Care	USA	1.61
CHAS.RVR.LABS.INTL.	Health Care	USA	1.54
Boston Scientific Corp.	Health Care	USA	1.50
ABBVIE	Health Care	USA	1.49
IQVIA HOLDINGS INC	Health Care	USA	1.49
REPLIGEN	Health Care	USA	1.45

*Data as of December 2023.

Top 10 Constituents

STOXX Global Digital Security

Name	Supersector	Country	Weight (%)
CROWDSTRIKE HOLDINGS A	Technology	USA	2.36
NUTANIX CL.A	Technology	USA	2.27
Accton	Telecommunications	Taiwan	2.16
QUALYS	Technology	USA	2.14
ZSCALER	Technology	USA	2.08
CYBER ARK SOFTWARE	Technology	USA	2.04
ARISTA NETWORKS	Telecommunications	USA	2.03
VARONIS SYSTEMS	Technology	USA	2.02
SENTINELONE A	Technology	USA	1.98
PALO ALTO NETWORKS	Technology	USA	1.85

*Data as of December 2023.

Top 10 Constituents

STOXX Global Digitalisation

Name	Supersector	Country	Weight (%)
CROWDSTRIKE HOLDINGS A	Technology	USA	2.49
META PLATFORMS CLASS A	Technology	USA	1.97
RECRUIT HOLDINGS	Industrials	Japan	1.96
SHOPIFY A NYS	Technology	USA	1.94
MERCADOLIBRE	Consumer Discretionary	USA	1.92
Digital Realty Trust Inc.	Real Estate	USA	1.90
DATADOG A	Technology	USA	1.86
Global Payments Inc.	Industrials	USA	1.86
SPOTIFY TECHNOLOGY	Consumer Discretionary	USA	1.85
BROADRIDGE FINL.SLTN.	Financials	USA	1.84

*Data as of December 2023.

Disclaimer

© Eurex 2023

Deutsche Börse AG (“DBAG”), Clearstream Banking AG (“Clearstream”), Eurex Frankfurt AG (“Eurex”), Eurex Clearing AG (“Eurex Clearing”) and Eurex Repo GmbH (“Eurex Repo”) are corporate entities and are registered under German law. Eurex Global Derivatives AG is a corporate entity and is registered under Swiss law. Clearstream Banking S.A. is a corporate entity and is registered under Luxembourg law. Eurex Frankfurt AG is the administrating and operating institution of Eurex Deutschland. Eurex Deutschland is in the following also referred to as the “Eurex Exchange”.

All intellectual property, proprietary and other rights and interests in this publication and the subject matter hereof (other than certain trademarks and service marks listed below) are owned by DBAG or its affiliates and subsidiaries or used under authorization by their respective owners, including, without limitation, all patent, registered design, copyright, trademark and service mark rights. While reasonable care has been taken in the preparation of this publication to provide details that are accurate and not misleading at the time of publication DBAG, Clearstream, Eurex, Eurex Clearing, Eurex Repo as well as the Eurex Exchange and their respective subsidiaries, servants and agents (a) do not make any representations or warranties regarding the information contained herein, whether express or implied, including without limitation any implied warranty of merchantability or fitness for a particular purpose or any warranty with respect to the accuracy, correctness, quality, completeness or timeliness of such information, and (b) shall not be responsible or liable for any third party’s use of any information contained herein under any circumstances, including, without limitation, in connection with actual trading or otherwise or for any errors or omissions contained in this publication.

This publication is published for information purposes only and shall not constitute investment advice respectively does not constitute an offer, solicitation or recommendation to acquire or dispose of any investment or to engage in any other transaction. This publication is not intended for solicitation purposes but only for use as general information. All descriptions, examples and calculations contained in this publication are for illustrative purposes only.

Eurex and Eurex Clearing offer services directly to members of the Eurex Exchange respectively to clearing members of Eurex Clearing. Those who desire to trade any products available on the Eurex market or who desire to offer and sell any such products to others or who desire to possess a clearing license of Eurex Clearing to participate in the clearing process provided by Eurex Clearing, should consider legal and regulatory requirements of those jurisdictions relevant to them, as well as the risks associated with such products, before doing so.

Only Eurex derivatives that are CFTC-approved may be traded via direct access in the United States or by United States persons.

A complete, up-to-date list of Eurex derivatives that are CFTC-approved is available at: <https://www.eurex.com/ex-en/rules-regs/eurex-derivatives-us/direct-market-access-from-the-us>.

In addition, Eurex representatives and participants may familiarize U.S. Qualified Institutional Buyers (QIBs) and broker-dealers with certain eligible Eurex equity options and equity index options pursuant to the terms of the SEC’s July 1, 2013 Class No-Action Relief.

A complete, up-to-date list of Eurex options that are eligible under the SEC Class No-Action Relief is available at: <https://www.eurex.com/ex-en/rules-regs/eurex-derivatives-us/eurex-options-in-the-us-for-eligible-customers>. Lastly, U.S. QIBs and broker-dealers trading on behalf of QIBs may trade certain single-security futures and narrow-based security index futures subject to terms and conditions of the SEC’s Exchange Act Release No. 60,194 (June 30, 2009), 74 Fed. Reg. 32,200 (July 7, 2009) and the CFTC’s Division of Clearing and Intermediary Oversight Advisory Concerning the Offer and Sale of Foreign Security Futures Products to Customers Located in the United States (June 8, 2010).

Trademarks and Service Marks

Buxl®, DAX®, DivDAX®, eb.rexx®, Eurex®, Eurex Repo®, Strategy Wizard®, Euro GC®, FDAX®, FWB®, GC Pooling®, CPI®, MDAX®, ODAX®, SDAX®, TecDAX®, USD GC Pooling®, VDAX®, VDAX-NEW® and Xetra® are registered trademarks of DBAG or its affiliates and subsidiaries. MSCI®, EAFE®, ACWI® and all MSCI indexes (the “Indexes”), the data included therein, and service marks included therein are the intellectual property of MSCI Inc., its affiliates and/or their licensors (together, the “MSCI Parties”). The Indexes are provided “as is” and the user assumes the entire risk of any use it may make or permit to be made of the Indexes. No MSCI Party warrants or guarantees the originality, accuracy and/or completeness of the Indexes and each expressly disclaims all express or implied warranties. No MSCI Party shall have any liability for any errors or omissions in connection with any of the Indexes, or any liability for any direct, indirect, special, punitive, consequential or any other damages (including lost profits) even if notified of the possibility of such damages. For full disclaimer see [msci.com/disclaimer](https://www.msci.com/disclaimer).

ATX®, ATX® five, CECE® and RDX® are registered trademarks of Vienna Stock Exchange AG. IPD® UK Quarterly Indexes are registered trademarks of Investment Property Databank Ltd. IPD and have been licensed for the use by Eurex for derivatives. SLI®, SMI® and SMIM® are registered trademarks of SIX Swiss Exchange AG. The STOXX® indexes, the data included therein and the trademarks used in the index names are the intellectual property of STOXX Limited and/or its licensors. Eurex derivatives based on the STOXX® indexes are in no way sponsored, endorsed, sold or promoted by STOXX and its licensors and neither STOXX nor its licensors shall have any liability with respect thereto. PCS® and Property Claim Services® are registered trademarks of ISO Services, Inc. Korea Exchange, KRX, KOSPI and KOSPI 200 are registered trademarks of Korea Exchange Inc. The names of other companies and third-party products may be trademarks or service marks of their respective owners.

FTSE® is a trademark of the London Stock Exchange Group companies and is used by FTSE International Limited under license. The names of other companies and third-party products may be trademarks or service marks of their respective owners.

PRIIPs: Eurex Deutschland qualifies as manufacturer of packaged retail and insurance-based investment products (PRIIPs) under Regulation (EU) No 1286/2014 on key information documents for packaged retail and insurance-based investment products (PRIIPs Regulation) and provides key information documents (KIDs) covering PRIIPs traded on Eurex Deutschland on its website under the following link: <https://www.eurex.com/ex-en/rules-regs/priips-kids>.

In addition, according to Art. 14(1) PRIIPs Regulation the person advising on, or selling, a PRIIP shall provide the KID to retail investors free of charge.