

MSCI Derivatives at Eurex

September 2021

Eurex is the Global Home of MSCI Derivatives

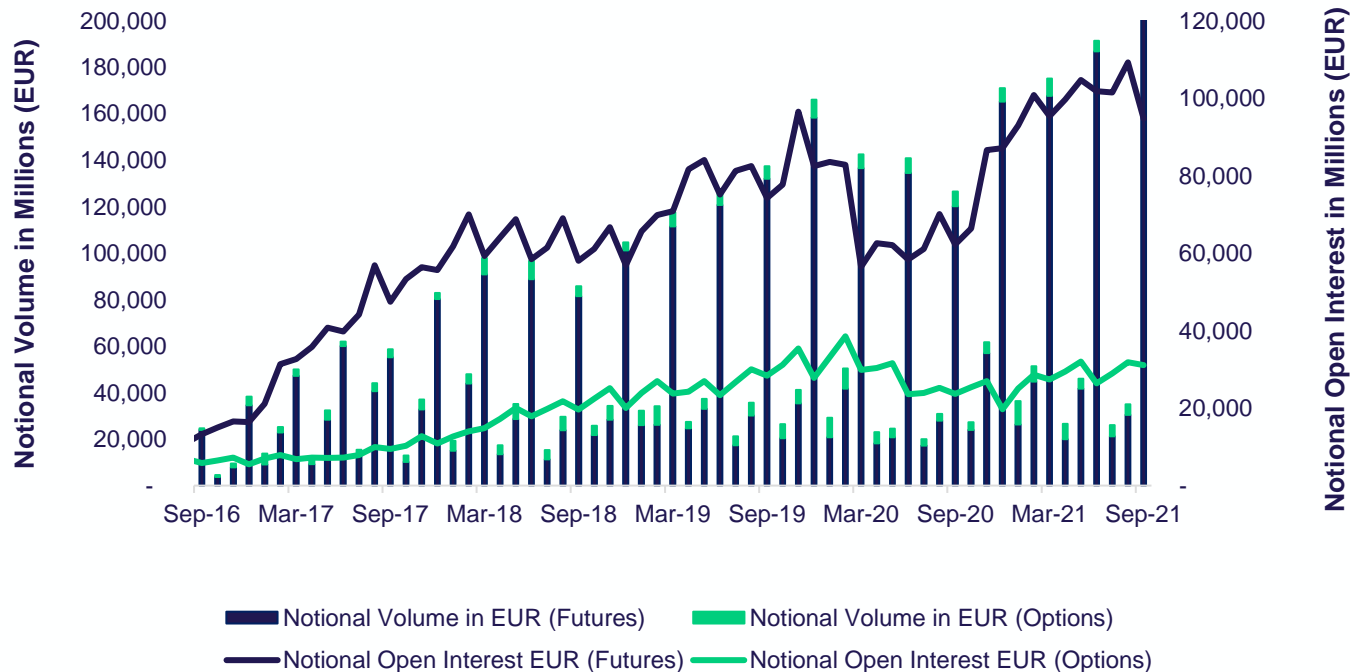


1
 by Open Interest with 55.3% market share
2
 by Trading volumes with 22.3% market share

2021 Traded volume
 EUR 805.6 Billion
 16,521,105 contracts
 CAGR 2016 – 2021: **21%**

Open Interest
 EUR 125.8 Billion
 2.57 million contracts
 CAGR 2016 – 2021: **22%**

Evolution of Notional Volume and Notional Open Interest



Open Interest for top MSCI Products



*Based on statistics Aug 2021 Source: FIA
Open Interest as of Sep 30, 2021

Buy-Side represents 25% of Eurex MSCI Derivatives



- With UMR Rules coming into play over the next 2 years, we expect this flow to become stronger
- Conversations have already started with clients and dealers on how to optimize this shift
- Additional growth should attract also new players like hedge funds and more market makers

Products with most buy-side flow:

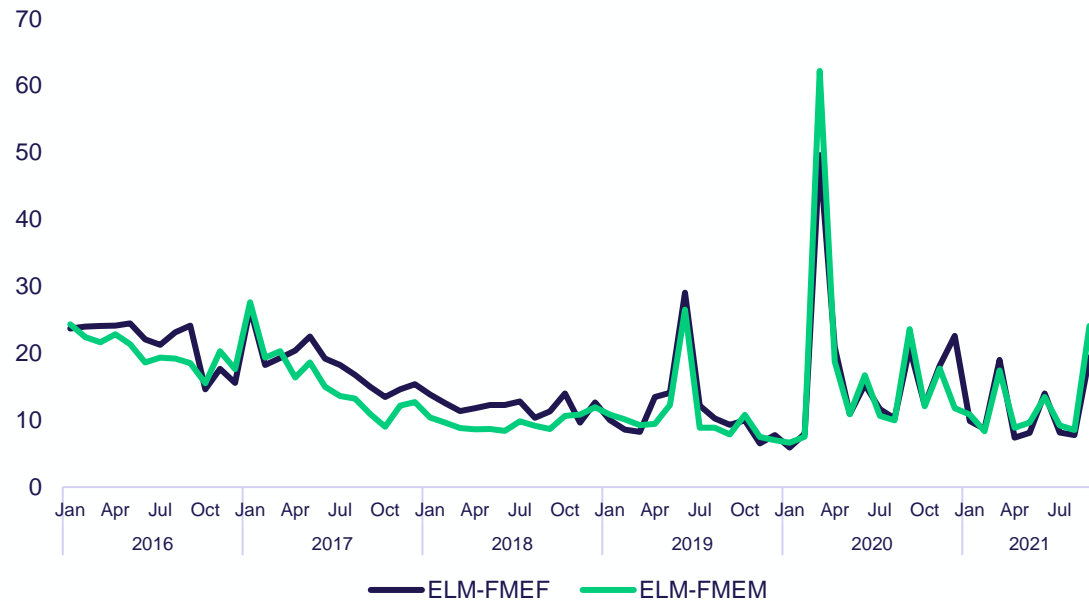
- MSCI World Futures (EUR/NTR and USD/NTR)
- MSCI Europe Futures (EUR/NTR)
- MSCI China Free Futures (USD/NTR)
- MSCI Europe Factor Futures (USD/NTR)
- MSCI World Factor Futures (USD/NTR)
- MSCI Russia Futures (USD/NTR)
- MSCI Poland Futures (USD/NTR)
- MSCI Saudi Arabia Futures (USD/NTR)
- MSCI Kuwait Futures (USD/NTR)
- MSCI World Options (USD/Price)
- MSCI EM Options (USD/Price)

Improving Orderbook Liquidity Picture

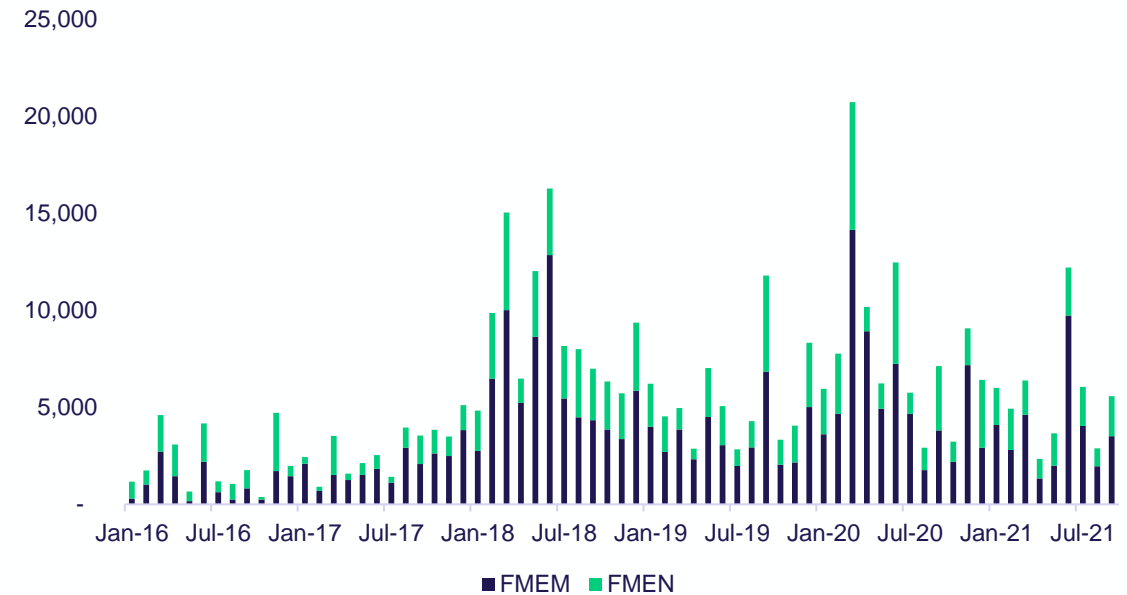


In contracts (like MSCI EM) orderbook liquidity has continuously improved since 2015

ELM in FMEM and FMEF for a 1M EUR Order



Orderbook Volumes in MSCI EM (NTR, USD & EUR)



- Spreads on MSCI EM Futures, for both the NTR index (FMEM) as well as for Price index (FMEF), are tightening
- Average impact for a 1M EUR order in EM has decreased from ~ 9 bps in Q1, 2018 to ~7 bps in Q1, 2019
- Orderbook volumes have increased on average 5% month-over-month for both FMEN and FMEM for the past year
- Algo firm participation, which is usually a function of ADV, is expected to increase further

Growth Drivers for Eurex MSCI Derivatives



1. Level playing field: Clients can get competitive price from dealers including on competitive products like MSCI EM (RBE) & EAFE (FFP) futures

2. Cheaper: Eurex fees are 85% cheaper than competitors

Futures On	Eurex Code	BBG Code	Index Code	Currency	OB Fees	TES/ Fees
MSCI EAFE	FMFP	FFPA	Price	USD		
MSCI EAFE	FMFA	FFAA	NTR	USD	0.00	0.25
MSCI EM	FMEM	ZTSA	NTR	USD	USD	USD
MSCI EM	FMEF	RBEA	Price	USD		

3. Higher capital efficiency: Margins are offset against other Eurex products (SX5E, MSCI, Dividends...)

- Meaningful offset if clients trade other flagship Eurex products
- Important if they trade other MSCI single country futures like MSCI Saudi Arabia or MSCI Japan etc.
- In July 2021 Eurex reduced MSCI margins further on large/directional positions by introducing Hedging Auctions

4. Buy-side flow indicates wider adoption: Buy-side now represents over 25% of Eurex MSCI derivatives flow

5. Ease of trading: Eurex block trade rules are easier, and client can trade against index close easily with dealer

6. Wide offering makes it easier to find better fit:

- **NTR Versions:** Eurex offers NTR versions on EM (ZTS) and EAFE (FFA) and most indexes, rather than just price variations
- **Options:** Eurex offers MSCI Options on the same platform. Margins are offset between options and futures
- **ESG indexes:** Eurex offers Screened and Enhanced Focus methodologies on the benchmark MSCI indexes
- **Sector, Factor and Thematic Indexes:** Eurex offers Sectors on EM & World indexes; Factor indexes on regions and country indexes and thematic indexes

Eurex offers the largest breath of MSCI Derivatives



Eurex lists over 152 Futures and 24 Options on Regional and Country Indexes




22 DM Futures
23 EM/ FM Futures



18 DM Futures
11 EM/FM Futures
4 ACWI Futures



Sector Futures for
World, EM & Europe



US Factor Futures



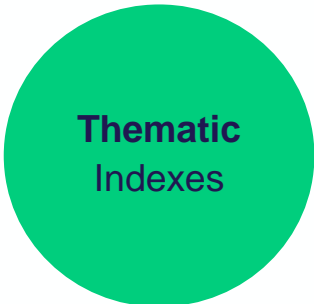
2 Small Cap Futures
1 MiD / SMID Future



Value & Growth Futures
for 3 regions



ESG Screened Futures
Enhanced Focus Futures



China Tech Futures

MSCI ESG Derivatives at Eurex

Based on Benchmarks from MSCI



MSCI World	MSCI EM	MSCI EAFE	MSCI USA	MSCI Japan	MSCI Europe	MSCI EM Asia
Futures	Futures	Futures	Futures	Futures	Futures	Futures
MSCI World ESG Screened futures	MSCI EM ESG Screened futures	MSCI EAFE ESG Screened futures	MSCI USA ESG Screened futures	MSCI Japan ESG Screened futures	n.a.	MSCI EM Asia ESG Screened futures (as of 6th Sep 2021)
Bloomberg Code: HRLA	Bloomberg Code: HRRRA	Bloomberg Code: HRWA	Bloomberg Code: HRIA	Bloomberg Code: HRYA	n.a.	Bloomberg Code: MUYA
MSCI World ESG Enhanced Focus (as of 31st May 2021)	MSCI EM ESG Enhanced Focus (as of 31st May 2021)	n.a.	MSCI USA ESG Enhanced Focus (as of 31st May 2021)	MSCI Japan ESG Enhanced Focus (as of 31st May 2021)	MSCI Europe ESG Enhanced Focus (as of 31st May 2021)	n.a.
Bloomberg Code: SJYA	Bloomberg Code: SHRA	n.a.	Bloomberg Code: SICA	Bloomberg Code: SHWA	Bloomberg Code: SHSA	n.a.

MSCI Derivatives Fee Structure



Product Group	MSCI Futures and Options						Derivatives on MSCI ESG Screened Index			MSCI Dividend Derivatives					
Contract	MSCI Futures			MSCI Options			Derivatives on MSCI ESG Screened Index			MSCI EM Index Dividend Futures			MSCI EAFE Index Dividend Futures		
Currency	EUR/ GBP/ USD			EUR/ GBP/ USD			USD			USD			USD		
Account	A	P	M	A	P	M	A	P	M	A	P	M	A	P	M
Orderbook *	0.6	0.6	0.6	0.54	0.5	0.5	0.5	0.5	0.5	2	1.8	1.8	1.4	1.2	1.2
Eurex Enlight *	0.9	0.9	0.9	0.56	0.5	0.5	0.75	0.75	0.75	3	2.7	2.7	2.1	1.8	1.8
TES *	0.9	0.9	0.9	0.58	0.5	0.5									
Threshold (number of contracts)	n. a.	n. a.	n. a.	3,000	2,000	n. a.	n. a.	n. a.	n. a.	n. a.	n. a.	n. a.	n. a.	n. a.	n. a.

Standard fee per contract (contract number ≤ threshold value) in respective currencies

Thank you!

Disclaimer

© Eurex Frankfurt AG 2020

Deutsche Börse AG (“DBAG”), Clearstream Banking AG (“Clearstream”), Eurex Frankfurt AG (“Eurex”), Eurex Clearing AG (“Eurex Clearing”), Eurex Securities Transactions Services GmbH (“Eurex STS”) and Eurex Repo GmbH (“Eurex Repo”) are corporate entities and are registered under German law. Eurex Global Derivatives AG is a corporate entity and is registered under Swiss law. Clearstream Banking S.A. is a corporate entity and is registered under Luxembourg law. Eurex Frankfurt AG is the administrating and operating institution of Eurex Deutschland. Eurex Deutschland is in the following referred to as the “Eurex Exchange”.

All intellectual property, proprietary and other rights and interests in this publication and the subject matter hereof (other than certain trademarks and service marks listed below) are owned by DBAG or its affiliates and subsidiaries or used under authorization by their respective owners, including, without limitation, all patent, registered design, copyright, trademark and service mark rights. While reasonable care has been taken in the preparation of this publication to provide details that are accurate and not misleading at the time of publication DBAG, Clearstream, Eurex, Eurex Clearing, Eurex Repo as well as the Eurex Exchange and their respective subsidiaries, servants and agents (a) do not make any representations or warranties regarding the information contained herein, whether express or implied, including without limitation any implied warranty of merchantability or fitness for a particular purpose or any warranty with respect to the accuracy, correctness, quality, completeness or timeliness of such information, and (b) shall not be responsible or liable for any third party’s use of any information contained herein under any circumstances, including, without limitation, in connection with actual trading or otherwise or for any errors or omissions contained in this publication.

This publication is published for information purposes only and shall not constitute investment advice respectively does not constitute an offer, solicitation or recommendation to acquire or dispose of any investment or to engage in any other transaction. This publication is not intended for solicitation purposes but only for use as general information. All descriptions, examples and calculations contained in this publication are for illustrative purposes only.

Eurex and Eurex Clearing offer services directly to members of the Eurex Exchange respectively to clearing members of Eurex Clearing. Those who desire to trade any products available on the Eurex market or who desire to offer and sell any such products to others or who desire to possess a clearing license of Eurex Clearing in order to participate in the clearing process provided by Eurex Clearing, should consider legal and regulatory requirements of those jurisdictions relevant to them, as well as the risks associated with such products, before doing so.

Only Eurex derivatives that are CFTC-approved may be traded via direct access in the United States or by United States persons. A complete, up-to-date list of Eurex derivatives that are CFTC-approved is available at: <https://www.eurex.com/ex-en/rules-regs/eurex-derivatives-us>.

In addition, Eurex representatives and participants may familiarize U.S. Qualified Institutional Buyers (QIBs) and broker-dealers with certain eligible Eurex equity options and equity index options pursuant to the terms of the SEC’s

July 1, 2013 Class No-Action Relief. A complete, up-to-date list of Eurex options that are eligible under the SEC Class No-Action Relief is available at: <https://www.eurex.com/ex-en/rules-regs/eurex-derivatives-us/eurex-options-in-the-us-for-eligible-customers>. Lastly, U.S. QIBs and broker-dealers trading on behalf of QIBs may trade certain single-security futures and narrow-based security index futures subject to terms and conditions of the SEC’s Exchange Act Release No. 60,194 (June 30, 2009), 74 Fed. Reg. 32,200 (July 7, 2009) and the CFTC’s Division of Clearing and Intermediary Oversight Advisory Concerning the Offer and Sale of Foreign Security Futures Products to Customers Located in the United States (June 8, 2010).

Trademarks and Service Marks

Buxl®, DAX®, DivDAX®, eb.rexx®, Eurex®, Eurex Repo®, Eurex Strategy WizardSM, Euro GC Pooling®, FDAX®, FWB®, GC Pooling®, GCPI®, MDAX®, ODAX®, SDAX®, TecDAX®, USD GC Pooling®, VDAX®, VDAX-NEW® and Xetra® are registered trademarks of DBAG or its affiliates and subsidiaries. All MSCI indexes are service marks and the exclusive property of MSCI Barra. ATX®, ATX® five, CECE® and RDX® are registered trademarks of Vienna Stock Exchange AG. IPD® UK Quarterly Indexes are registered trademarks of Investment Property Databank Ltd. IPD and have been licensed for the use by Eurex for derivatives. SLI®, SMI® and SMIM® are registered trademarks of SIX Swiss Exchange AG. The STOXX® indexes, the data included therein and the trademarks used in the index names are the intellectual property of STOXX Limited and/or its licensors. Eurex derivatives based on the STOXX® indexes are in no way sponsored, endorsed, sold or promoted by STOXX and its licensors and neither STOXX nor its licensors shall have any liability with respect thereto. PCS® and Property Claim Services® are registered trademarks of ISO Services, Inc. Korea Exchange, KRX, KOSPI and KOSPI 200 are registered trademarks of Korea Exchange Inc. The names of other companies and third party products may be trademarks or service marks of their respective owners.

Eurex Deutschland qualifies as manufacturer of packaged retail and insurance-based investment products (PRIIPs) under Regulation (EU) No 1286/2014 on key information documents for packaged retail and insurance-based investment products (PRIIPs Regulation), and provides key information documents (KIDs) covering PRIIPs traded on Eurex Deutschland on its website under the following link: <https://www.eurex.com/ex-en/rules-regs/priips-kids>.

In addition, according to Art. 14(1) PRIIPs Regulation the person advising on, or selling, a PRIIP shall provide the KID to retail investors free of charge.