

# ESG Index Derivatives

## EURO STOXX 50 Low Carbon Index

### Futures

May 2024

# Eurex product coverage

## ESG index methodologies and principles

Index Composition Approach	Description	EUREX Product Coverage <sup>2</sup> (Bloomberg Prod. Code)
Negative Screening	Excluding companies based on standardized/common exclusions screens such as tobacco, thermal coals, controversial weapons...etc.	STOXX Europe 600 ESG-X futures (FUEA) / options (SXXPESGX)
Norms-Based Screening	Excluding companies that are not in compliance with the United Nations Global Compact principles	STOXX USA 500 ESG-X futures (QFCA)
ESG Integration	Incorporating ESG scores to enhance the risk-return profile of a benchmark index	MSCI ESG Screened futures (8 regions)/ options (4 regions) (HRLA, AUEA, UMEA, HRRR, HRWA, HRIA, HRYA, MUYA)
Positive Screening	Inclusion of companies that show (relatively) the best performance on ESG criteria chosen by the index providers	DAX 50 ESG futures (XSDA) / options (DAXESGK)
Green Bond Investing	Active selection of <b>green bonds</b> according to the criteria set out by MSCI ESG research and Green Bond Principles	STOXX Europe ESG Leaders Select 30 futures (AVSA)/ options (SEESGSEP)
Climate Thematics	Aim at reducing exposures to companies directly involved in fossil value chain or transition risk	EURO STOXX 50 ESG futures (XSSA) / options (SX5EESG)
		STOXX Europe 600 SRI futures (CIEA)
		MSCI SRI futures (4 regions) (CIWA, CIYA, CISA, CITA )
		Bloomberg MSCI Euro Corporate SRI Index fut. (LXYA Index)
		Bloomberg MSCI Global Green Bond Index fut. (LXAA Index)
		EURO STOXX 50 Low Carbon futures (BCYA)
		STOXX Europe Climate Impact futures <sup>3</sup> (FAEA)
		MSCI ESG Enhanced Focus CTB futures (5 regions) (SJYA, SHRA, SHSA, FIFA, SHRA)

Equity Index

FIXED INCOME Index

1) In this presentation, "derivatives on ESG indices" is often shorten as "ESG index derivatives" and are used interchangeably.

2) This is ordered by the main index methodology. All graphs are only used for illustrative purposes.

It is possible that certain indices could have multiple index composition approaches indicated on the left. Please refer to the Appendix for more information on index methodology.

3) The full name of the index tracked is STOXX® Europe Climate Impact Ex Global Compact Controversial Weapons & Tobacco Index Futures (FSCI)

# EURO STOXX 50® Low Carbon<sup>1</sup>

## Universe



- STOXX® Global 1800

## Selection



Apply the following exclusions<sup>1)</sup>:

- Norms-based screening
  - Controversial Weapons
  - Tobacco
  - Thermal Coal
  - Civilian Firearms
  - Military
  - Unconventional Oil & Gas
- Select all stocks that have both reported and estimated Carbon Intensity<sup>1</sup> data<sup>2</sup>
  - Calculate a Z-score for the population

## Weighting



- Price weighted: free-float market cap multiplied by the corresponding Z-score carbon intensity factor of each constituent
- The resulting tilt overweights stocks with lower carbon intensities, underweights those with higher emissions
- Component capping of 5%

## Maintenance



- Annually review (March)

1) ESG index methodology as provided by STOXX

2) Carbon Intensity:  $((\text{Scope 1} + \text{Scope 2 Greenhouse Gas Emissions (GHG)}) / \text{Revenue (\$ million)})$

3) Source: ISS ESG

# EURO STOXX 50<sup>®</sup> Low Carbon<sup>1</sup>

## Risk and return characteristics<sup>2 3 4</sup>

	EURO STOXX 50 Low Carbon	EURO STOXX 50
Overall Return (ann.)	8.40%	8.49%
1Y Return (ann.)	24.69%	26.34%
3Y Return (ann.)	12.42%	13.03%
5Y Return (ann.)	11.86%	12.41%
Overall Volatility (ann.)	19.70%	19.48%
1Y Volatility (ann.)	11.93%	12.02%
3Y Volatility (ann.)	18.03%	17.95%
5Y Volatility (ann.)	21.18%	20.92%
Overall Sharpe ratio	0.50	0.51
5Y Sharpe ratio	0.61	0.64
Overall Tracking Error (ann.)	1.36%	
5Y Tracking Error (ann.)	1.68%	
Overall Dividend yield (ann.)	4.97%	5.06%
Overall Maximum drawdown	38.88%	38.23%
Number of constituents	45	50

## Performance (EUR GR): Mar 31, 2014 – Mar 28, 2024<sup>1</sup>



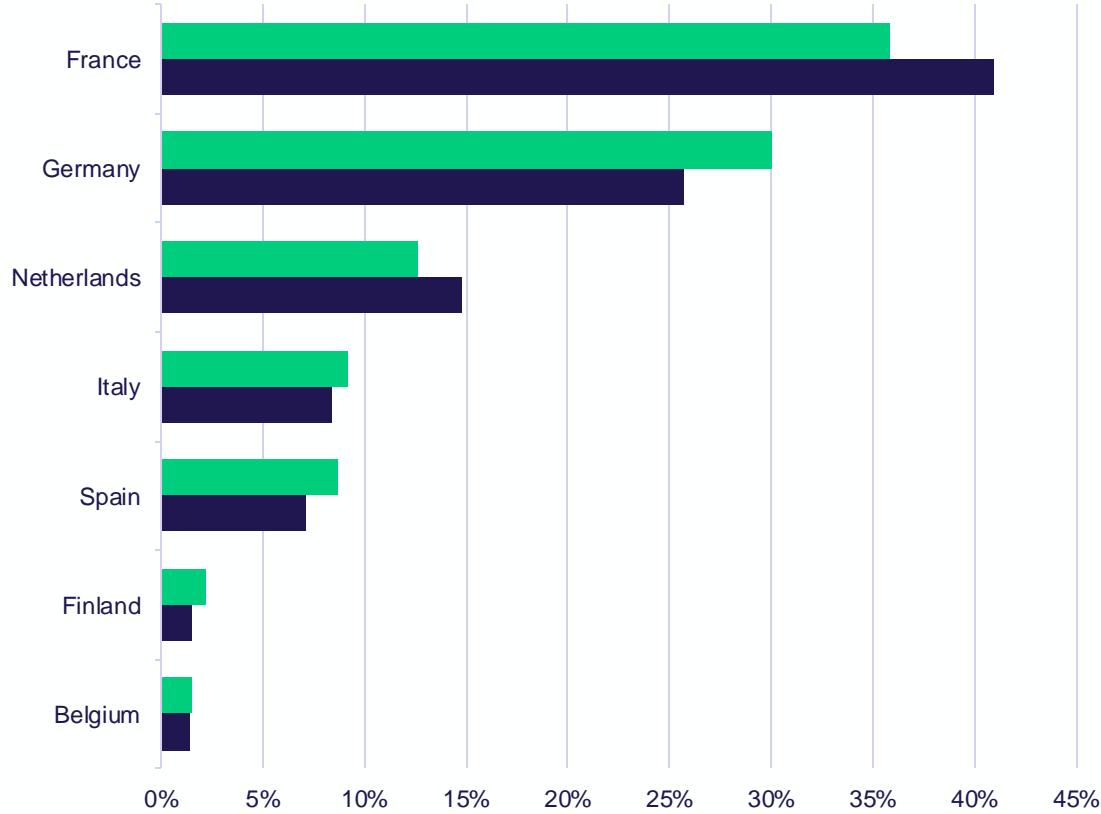
For further, legally binding information on the index, please see the STOXX factsheet: <https://stoxx.com/index/sxezceg/?factsheet=true>

- 1) ESG index methodology as provided by STOXX
- 2) Source: STOXX, daily data. Relative figures calculated against benchmark
- 3) €STR used as a proxy for riskless returns
- 4) STOXX Data Mar 31, 2014 – Mar 28, 2024

# EURO STOXX 50® Low Carbon

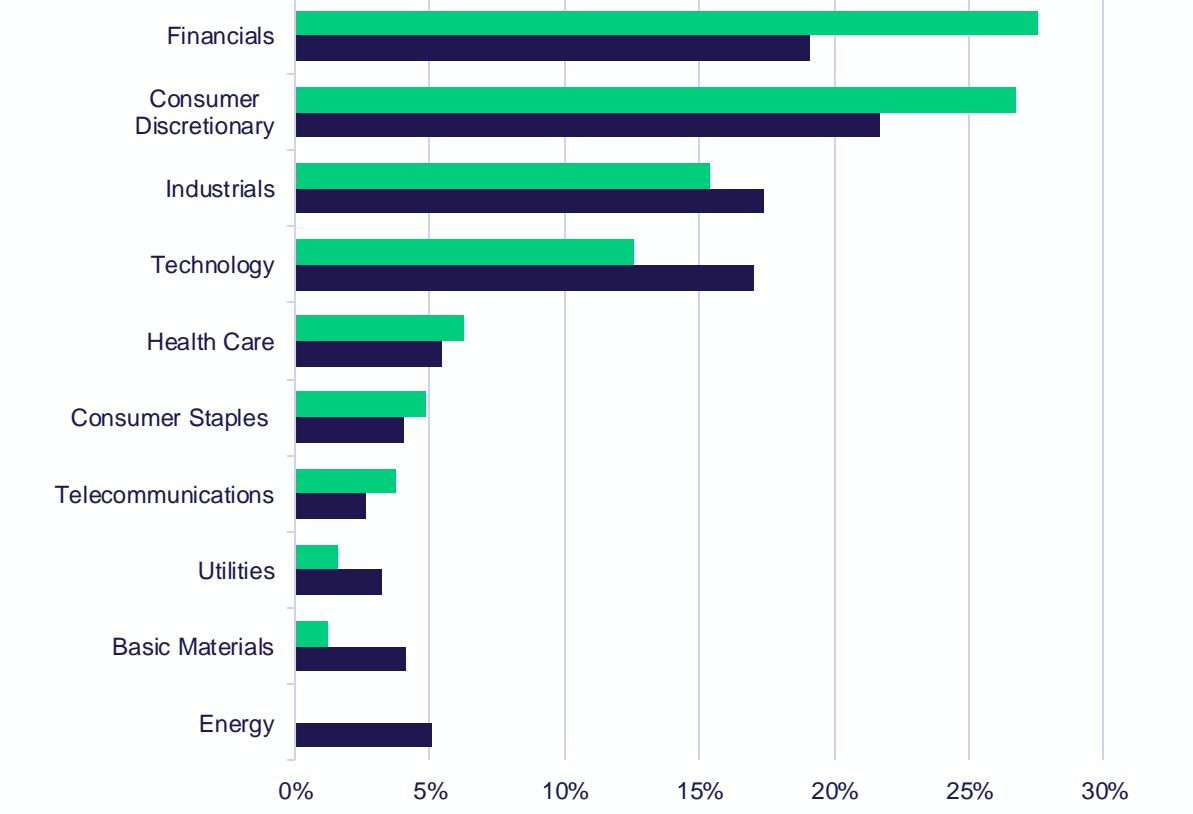
Country & industry allocation<sup>1</sup>

## Country Allocation<sup>2</sup>



■ EURO STOXX 50 Low Carbon

## Industry Allocation<sup>2</sup>



■ EURO STOXX 50

1) ESG index methodology as provided by STOXX  
 2) Source: STOXX. Data as of Mar 28, 2024  
 May 2024

# Contacts



**Christine Heyde**  
Equity & Index Product Design

Eurex Frankfurt AG  
Mergenthalerallee 61  
65760 Eschborn  
Tel: +49 (0) 69-211-1 5698  
christine.heyde@eurex.com



**Achim Stefan Karle**  
Equity & Index Sales EMEA

Eurex Frankfurt AG  
Mergenthalerallee 61  
65760 Eschborn  
Tel: +49 (0) 69-211-1 8757  
achim.karle@eurex.com



# EURO STOXX 50® Low Carbon Index Derivatives – Contract Specifications

Index	Currency	Index type	Index Level <sup>1</sup>	Eurex	Multiplier	Min Block Size	Tick Size	Tick Value	Calendar Tick	Calendar Tick value	Contract value in EUR <sup>1</sup>
EURO STOXX 50® Low Carbon	EUR	Price	236	Future	100	50	0.1	10.00			23,600
Related benchmark											
EURO STOXX 50®	EUR	Price	5,031	Future	10	1,000	1.0	10.0	0.25	2.50	50,310

## EURO STOXX 50® Low Carbon Derivatives contract specifications

<b>Description of underlying</b>	A detailed description of the index rules and regulations can be found on the STOXX website under: <a href="#">EURO STOXX® Low Carbon - STOXX</a>
<b>Contract value</b>	Futures: EUR 100 per index point
<b>Settlement</b>	Cash settlement, due on the first exchange day after the final settlement day
<b>Price determination</b>	Futures: in points, with one decimal places
<b>Minimum price change</b>	Futures: 0.1 index points
<b>Contract months</b>	Futures: the next three quarter months of the cycle March, June, September and December (9 months).
<b>Last trading day/final settlement day</b>	The third Friday of each contract month, if this is an exchange trading day at Eurex Deutschland, otherwise the exchange trading day immediately preceding that day. Close of trading for maturing series is 12:00 noon CET
<b>Final settlement price</b>	The average value of all index calculations of the EURO STOXX 50® Low Carbon Index in the time between 11:50 and 12:00 CET on the last trading day

1) Index level, 22.05.2024

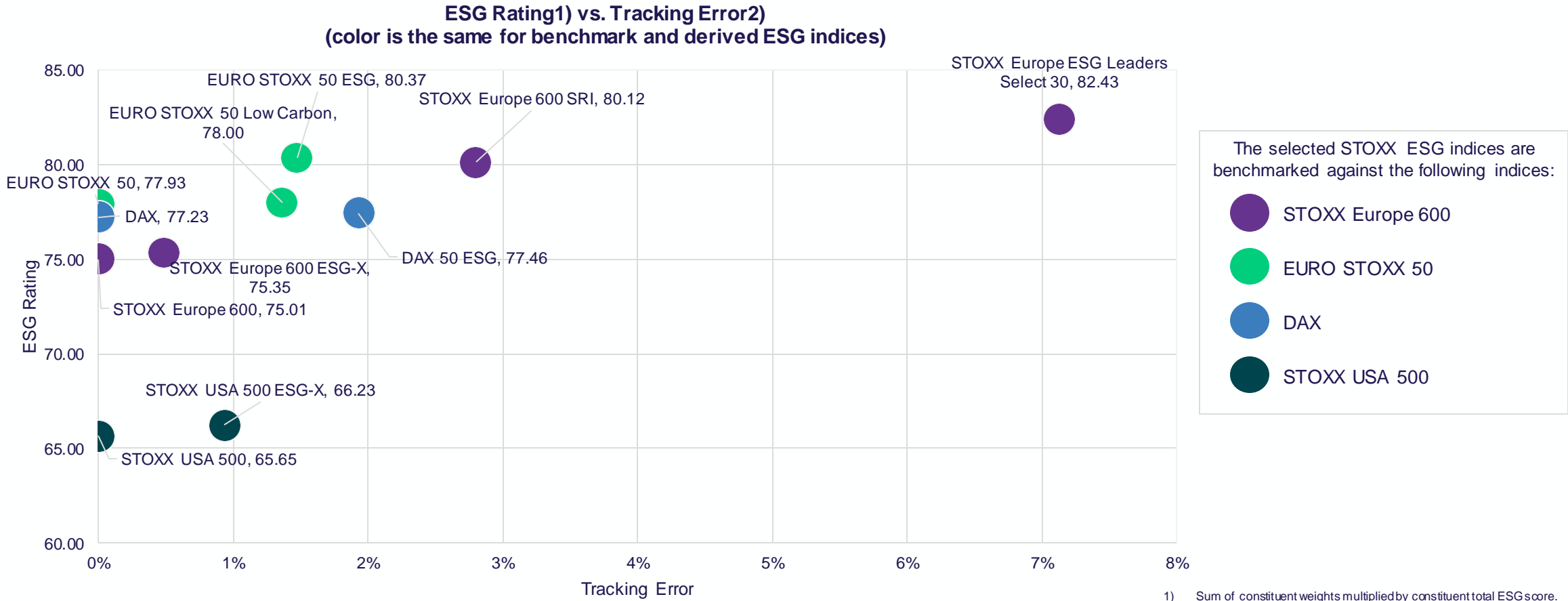


# Appendix





# STOXX ESG indices underlying Eurex derivatives: ESG rating vs Tracking error



Source: STOXX, Sustainalytics. Data as of March 18, 2024

1) Sum of constituent weights multiplied by constituent total ESG score. Sustainalytics' ESG Ratings measure how well companies proactively manage the environmental, social and governance issues that are the most material to their business. The research framework broadly addresses three themes: Environmental (E), Social (S) and Governance (G). Sustainalytics defines a set of indicators within each of these E, S and G themes, and companies are scored from 0 to 100 based on their performance in each indicator. The companies' E, S, G and overall ESG Scores are then derived from the sum of the weighted average of the underlying indicator scores. Higher ESG Score indicates better ESG performance.

2) Overall tracking errors calculated against benchmarks over 10-year period

# STOXX ESG indices underlying Eurex derivatives: ESG profile comparison (1)

Index	EURO STOXX 50 ESG	EURO STOXX 50 Low Carbon	STOXX Europe ESG Leaders Select 30	STOXX Europe 600 ESG-X	STOXX Europe 600 SRI	STOXX USA 500 ESG-X	DAX 50 ESG
Benchmark	EURO STOXX 50	EURO STOXX 50	STOXX Europe 600	STOXX Europe 600	STOXX Europe 600	STOXX USA 500	DAX
ESG Rating	80.37	78.00	82.43	75.35	80.12	66.23	77.46
Environmental Rating	83.09	80.95	81.94	76.3	82.7	70.03	79.24
Social Rating	77.3	74.68	82.72	72.62	76.82	62.29	75.27
Governance Rating	81.4	79.32	84.04	78.34	81.97	67.31	78.66
GHG Intensity	67.46	21.49	120.27	78.76	15.98	46.76	72.82
Controversial Weapons	0.00%	0.00%	0.00%	0.00%	0.00%	0.00%	0.00%
Tobacco	0.00%	0.00%	0.00%	0.00%	0.00%	0.00%	0.00%
ESG approach	<ul style="list-style-type: none"> <li>Exclusionary screening</li> <li>Replace excluded companies with those from EURO STOXX universe aligned with the screening criteria accordingly</li> </ul>	<ul style="list-style-type: none"> <li>Exclusionary screening</li> <li>Emission-intensity-based weighting scheme</li> </ul>	<ul style="list-style-type: none"> <li>Exclusionary screening and ESG-score-based weighting scheme applied in the index universe (STOXX Global ESG Leaders) construction</li> </ul>	<ul style="list-style-type: none"> <li>Exclusionary screening</li> </ul>	<ul style="list-style-type: none"> <li>Exclusionary screening</li> <li>Best-in-class</li> </ul>	<ul style="list-style-type: none"> <li>Exclusionary screening</li> </ul>	<ul style="list-style-type: none"> <li>Exclusionary screening</li> <li>Select companies with highest ESG scores</li> </ul>

# STOXX ESG indices underlying Eurex derivatives: ESG profile comparison (2)

Exclusionary screens <sup>1</sup>	EURO STOXX 50 ESG	EURO STOXX 50 Low Carbon	STOXX Europe ESG Leaders Select 30 <sup>2</sup>	STOXX Europe 600 ESG-X	STOXX Europe 600 SRI	STOXX USA 500 ESG-X	DAX 50 ESG
Norms-Based Screening	v	v	v	v	v	v	v
ESG Controversies	v		v	v	v	v	v
Controversial weapons	v	v	v	v	v	v	v
Tobacco	v	v	v	v	v	v	v
Thermal coal	v	v	v	v	v	v	v
Nuclear Power					v		v
Conventional oil & gas					v		
Unconventional oil & gas	v	v	v	v	v	v	v
Small arms	v	v	v	v	v	v	v
Military contracting	v	v	v	v	v	v	
Adult entertainment					v		
Gambling					v		
Alcohol					v		
ESG Risk Ratings	v		v	v	v	v	v

Source: STOXX. Data as of March 18, 2024

V = Exclusionary screen included in methodology

1) Please note that exclusionary screens names might not match the exact wording as provided in the STOXX methodology due to indices using different ESG data sources (Sustainalytics, ISS ESG)

2) Exclusionary screens are applied to the index universe

# Thank you!

# Disclaimer

© Eurex 2024

Deutsche Börse AG (“DBAG”), Clearstream Banking AG (“Clearstream”), Eurex Frankfurt AG (“Eurex”), Eurex Clearing AG (“Eurex Clearing”) and Eurex Repo GmbH (“Eurex Repo”) are corporate entities and are registered under German law. Eurex Global Derivatives AG is a corporate entity and is registered under Swiss law. Clearstream Banking S.A. is a corporate entity and is registered under Luxembourg law. Eurex Frankfurt AG is the administrating and operating institution of Eurex Deutschland. Eurex Deutschland is in the following also referred to as the “Eurex Exchange”.

All intellectual property, proprietary and other rights and interests in this publication and the subject matter hereof (other than certain trademarks and service marks listed below) are owned by DBAG or its affiliates and subsidiaries or used under authorization by their respective owners, including, without limitation, all patent, registered design, copyright, trademark and service mark rights. While reasonable care has been taken in the preparation of this publication to provide details that are accurate and not misleading at the time of publication DBAG, Clearstream, Eurex, Eurex Clearing, Eurex Repo as well as the Eurex Exchange and their respective subsidiaries, servants and agents (a) do not make any representations or warranties, whether express or implied, regarding the information contained herein, including, without limitation, with respect to (i) the methodological approach and principles of ESG index providers for the composition and sustainability assessment of their ESG indices and (ii) the actual composition of the indices, including without limitation any implied warranty of merchantability or fitness for a particular purpose or any warranty with respect to the accuracy, correctness, quality, completeness or timeliness of such information, and (b) shall not be responsible or liable for any third party’s use of any information contained herein under any circumstances, including, without limitation, in connection with actual trading or otherwise or for any errors or omissions contained in this publication.

This publication is published for information purposes only and shall not constitute investment advice respectively does not constitute an offer, solicitation or recommendation to acquire or dispose of any investment or to engage in any other transaction. This publication is not intended for solicitation purposes but only for use as general information. All descriptions, examples and calculations contained in this publication are for illustrative purposes only. Eurex and Eurex Clearing offer services directly to members of the Eurex Exchange respectively to clearing members of Eurex Clearing. Those who desire to trade any products available on the Eurex market or who desire to offer and sell any such products to others or who desire to possess a clearing license of Eurex Clearing to participate in the clearing process provided by Eurex Clearing, should consider legal and regulatory requirements of those jurisdictions relevant to them, as well as the risks associated with such products, before doing so. Only Eurex derivatives that are CFTC-approved may be traded via direct access in the United States or by United States persons. A complete, up-to-date list of Eurex derivatives that are CFTC-approved is available at: <https://www.eurex.com/ex-en/rules-regs/eurexderivatives-us/direct-market-access-from-the-us>. In addition, Eurex representatives and participants may familiarize U.S. Qualified Institutional Buyers (QIBs) and broker-dealers with certain eligible Eurex equity options and equity index options pursuant to the terms of the SEC’s July 1, 2013 Class No-Action Relief. A complete, up-to-date list of Eurex options that are eligible under the SEC Class No-Action Relief is available at: <https://www.eurex.com/ex-en/rules-regs/eurex-derivatives-us/eurex-options-in-the-us-for-eligible->

customers. Lastly, U.S. QIBs and broker-dealers trading on behalf of QIBs may trade certain single-security futures and narrow-based security index futures subject to terms and conditions of the SEC’s Exchange Act Release No. 60,194 (June 30, 2009), 74 Fed. Reg. 32,200 (July 7, 2009) and the CFTC’s Division of Clearing and Intermediary Oversight Advisory Concerning the Offer and Sale of Foreign Security Futures Products to Customers Located in the United States (June 8, 2010). Trademarks and Service Marks Buxl®, DAX®, DivDAX®, eb.rexx®, Eurex®, Eurex Repo®, Strategy Wizard®, Euro GC®, FDAX®, FWB®, GC Pooling®, CPI®, MDAX®, ODAx®, SDAX®, TecDAX®, USD GC Pooling®, VDAX®, VDAX-NEW® and Xetra® are registered trademarks of DBAG or its affiliates and subsidiaries. MSCI®, EAFE®, ACWI® and all MSCI indexes (the “Indexes”), the data included therein, and service marks included therein are the intellectual property of MSCI Inc., its affiliates and/or their licensors (together, the “MSCI Parties”). The Indexes are provided “as is” and the user assumes the entire risk of any use it may make or permit to be made of the Indexes. No MSCI Party warrants or guarantees the originality, accuracy and/or completeness of the Indexes and each expressly disclaims all express or implied warranties. No MSCI Party shall have any liability for any errors or omissions in connection with any of the Indexes, or any liability for any direct, indirect, special, punitive, consequential or any other damages (including lost profits) even if notified of the possibility of such damages. For full disclaimer see [msci.com/disclaimer](https://www.msci.com/disclaimer). ATX®, ATX® five, CECE® and RDX® are registered trademarks of Vienna Stock Exchange AG. IPD® UK Quarterly Indexes are registered trademarks of Investment Property Databank Ltd. IPD and have been licensed for the use by Eurex for derivatives. SLI®, SMI® and SMIM® are registered trademarks of SIX Swiss Exchange AG. The STOXX® indexes, the data included therein and the trademarks used in the index names are the intellectual property of STOXX Limited and/or its licensors. Eurex derivatives based on the STOXX® indexes are in no way sponsored, endorsed, sold or promoted by STOXX and its licensors and neither STOXX nor its licensors shall have any liability with respect thereto. PCS® and Property Claim Services® are registered trademarks of ISO Services, Inc. Korea Exchange, KRX, KOSPI and KOSPI 200 are registered trademarks of Korea Exchange Inc. The names of other companies and third party products may be trademarks or service marks of their respective owners. FTSE® is a trademark of the London Stock Exchange Group companies and is used by FTSE International Limited under license. The names of other companies and third-party products may be trademarks or service marks of their respective owners. PRIIPs: Eurex Deutschland qualifies as manufacturer of packaged retail and insurance-based investment products (PRIIPs) under Regulation (EU) No 1286/2014 on key information documents for packaged retail and insurance-based investment products (PRIIPs Regulation) and provides key information documents (KIDs) covering PRIIPs traded on Eurex Deutschland on its website under the following link: <https://www.eurex.com/ex-en/rules-regs/priips-kids>. In addition, according to Art. 14(1) PRIIPs Regulation the person advising on, or selling, a PRIIP shall provide the KID to retail investors free of charge.