

Derivatives on STOXX® Indices

Blue Chip, Sector, Broad-based, Size and
Factor Index Derivatives at Eurex



Agenda

- 1 Introduction to STOXX® Index Products
- 2 Blue Chip Indices
- 3 Sector Indices
- 4 Broadbased and Size Indices
- 5 Factor Index Futures
- 6 Advantages of Eurex's Offering
- 7 Eurex Trade Entry Services
- 8 STOXX® Equity Indexes

1 Introduction to STOXX® Index Products

STOXX® offering on Eurex (1/4)

- EURO STOXX® indices represent the 12 countries making up the Eurozone: Austria, Belgium, Finland, France, Germany, Greece, Ireland, Italy, the Netherlands, Portugal and Spain
- STOXX® indices have a broader scope covering the Eurozone as well as Czech Republic, Denmark, Norway, Sweden, Switzerland and the United Kingdom
- There are over 100 STOXX® index products listed on Eurex:

Product Name	Eurex Futures Contract Codes	Eurex Options Contract Codes
Blue Chip Index Derivatives		
EURO STOXX 50® Index	FESX	OESX
MOC EURO STOXX 50® Index	FES1	
EURO STOXX 50® Index Quanto	FESQ	
EURO STOXX 50® ex Financials Index	FEXF	OEXF
Micro-EURO STOXX 50 Index	FSXE	
STOXX® Europe 50 Index	FSTX	OSTX
EURO STOXX 50® Index Total Return	TESX	

STOXX® offering on Eurex (2/4)

Product Name	Eurex Futures Contract Codes	Eurex Options Contract Codes
Broad-based/ Size Indices		
EURO STOXX® Index	FXXE	OXXE
EURO STOXX® Large Index	FLCE	OLCE
EURO STOXX® Mid Index	FMCE	OMCE
EURO STOXX® Small Index	FSCE	OSCE
STOXX® Europe 600 Index	FXXP	OXXP
STOXX® Europe Large 200 Index	FLCP	OLCP
STOXX® Europe Mid 200 Index	FMCP	OMCP
STOXX® Europe Small 200 Index	FSCP	OSCP
Select Indexes		
Euro STOXX® Select Dividend 30 Index	FEDV	OEDV
Euro STOXX® Select Dividend 30 Index Total Return Futures	TEDV	
STOXX® Europe Select 50 Index	FXXS	OXXS
STOXX® Global Select Dividend 100 Index	FGDV	OGDV

Product Name	Eurex Futures Contract Codes	Eurex Options Contract Codes
STOXX Ax Factor Index Futures		
STOXX® Europe 600 Industry Neutral Ax Low Risk	FAXL	
STOXX® Europe 600 Industry Neutral Ax MF	FAXA	
STOXX® Europe 600 Industry Neutral Ax Mom	FAXM	
STOXX® Europe 600 Industry Neutral Ax Quality	FAXQ	
STOXX® Europe 600 Industry Neutral Ax Size	FAXS	
STOXX® Europe 600 Industry Neutral Ax Value	FAXV	
STOXX® USA 500 Industry Neutral Ax Low Risk	FUAL	
STOXX® USA 500 Industry Neutral Ax MF	FUAA	
STOXX® USA 500 Industry Neutral Ax Mom	FUAM	
STOXX® USA 500 Industry Neutral Ax Quality	FUAQ	
STOXX® USA 500 Industry Neutral Ax Size	FUAS	
STOXX® USA 500 Industry Neutral Ax Value	FUAV	

STOXX® offering on Eurex (3/4)

Product Name	Eurex Futures Contract Codes	Eurex Options Contract Codes
STOXX® 600 Sector Indices		
STOXX® Europe 600 Automobiles & Parts	FSTA	OSTA
STOXX® Europe 600 Banks	FSTB	OSTB
STOXX® Europe 600 Chemical	FSTC	OSTC
STOXX® Europe 600 Oil & Gas	FSTE	OSTE
STOXX® Europe 600 Financial Services	FSTF	OSTF
STOXX® Europe 600 Industrial Goods & Services	FSTG	OSTG
STOXX® Europe 600 Health Care	FSTH	OSTH
STOXX® Europe 600 Insurance	FSTI	OSTI
STOXX® Europe 600 Energy	FSTJ	OSTJ
STOXX® Europe 600 Real Estate	FSTL	OSTL
STOXX® Europe 600 Media	FSTM	OSTM
STOXX® Europe 600 Automobiles & Parts	FSTA	OSTA

Product Name	Eurex Futures Contract Codes	Eurex Options Contract Codes
STOXX® 600 Sector Indices		
STOXX® Europe 600 Construction & Materials	FSTN	OSTN
STOXX® Europe 600 Food & Beverage	FSTO	OSTO
STOXX® Europe 600 Personal Care, Drug & Grocery Store	FSTP	OSTP
STOXX® Europe 600 Consumer Products & Services	FSTQ	OSTQ
STOXX® Europe 600 Retail	FSTR	OSTR
STOXX® Europe 600 Basic Resources	FSTS	OSTS
STOXX® Europe 600 Telecommunications	FSTT	OSTT
STOXX® Europe 600 Utilities	FSTU	OSTU
STOXX® Europe 600 Travel & Leisure	FSTV	OSTV
STOXX® Europe 600 Food, Beverages & Tobacco	FSTW	OSTW
STOXX® Europe 600 Technology	FSTY	OSTY
STOXX® Europe 600 Personal & Household Goods	FSTZ	OSTZ

STOXX® offering on Eurex (4/4)

Product Name	Eurex Futures Contract Codes	Eurex Options Contract Codes
EURO STOXX® Sector Indices		
EURO STOXX® Automobiles & Parts	FESA	OESA
EURO STOXX® Banks	FESB	OESB
EURO STOXX® Banks Total Return Futures	TESB	
EURO STOXX® Chemical	FESC	OESC
EURO STOXX® Oil & Gas	FESE	OESE
EURO STOXX® Financial Services	FESF	OESF
EURO STOXX® Industrial Goods & Services	FESG	OESG
EURO STOXX® Health Care	FESH	OESH
EURO STOXX® Insurance	FESI	OESI
EURO STOXX® Energy	FESJ	OESJ
EURO STOXX® Consumer Products & Services	FESK	OESK
EURO STOXX® Real Estate	FESL	OESL

Product Name	Eurex Futures Contract Codes	Eurex Options Contract Codes
EURO STOXX® Sector Indices		
EURO STOXX® Media	FESM	OESM
EURO STOXX® Construction & Materials	FESN	OESN
EURO STOXX® Food & Beverage	FESO	OESO
EURO STOXX® Personal Care, Drug & Grocery Stores	FESP	
EURO STOXX® Retail	FESR	OESR
EURO STOXX® Basic Resources	FESS	OESS
EURO STOXX® Telecommunications	FEST	OEST
EURO STOXX® Utilities	FESU	OESU
EURO STOXX® Travel & Leisure	FESV	OESV
EURO STOXX® Food, Berages & Tobacco	FESW	OESW
EURO STOXX® Technology	FESY	OESY

2 Blue Chip Indices

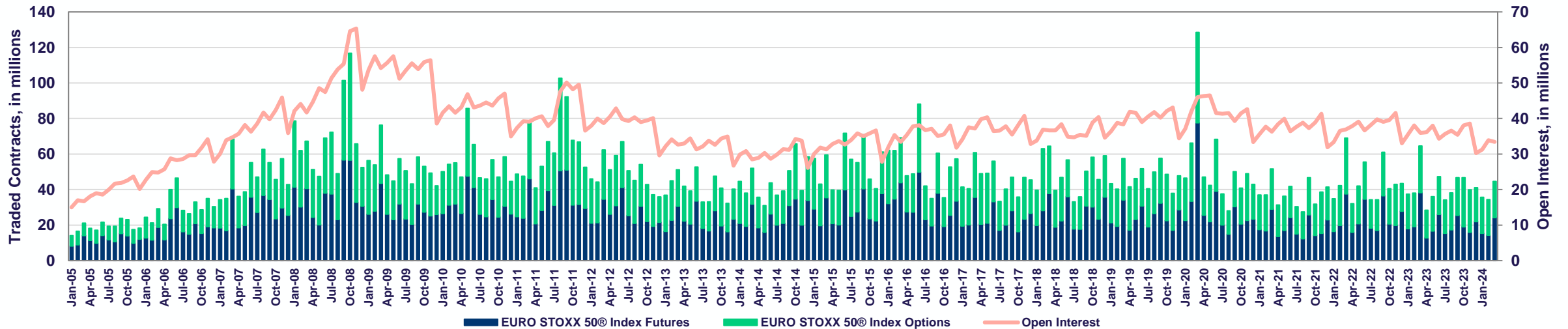
Blue chip index derivatives

EURO STOXX 50® Success Stories

- The STOXX® blue chip family covers several markets. The STOXX® blue chip indices are both diversified and efficient tools especially designed to serve as underlyings for a wide range of financial products such as Exchange Traded Funds (ETFs), futures & options and structured products.
- Our most liquid products are the EURO STOXX 50® futures and options and they are the most actively traded EUR-denominated index derivatives. EURO STOXX® 50 index derivatives are perfectly suited for hedging and enhancing the performance of equity portfolios. They are also extensively used in arbitrage strategies, for example the EURO STOXX® 50 index future covers an entire market segment in a single contract.
- The EURO STOXX 50® index comprises the 50 leading blue chip stocks from Eurozone countries. The index weighting is based on a free float market capitalisation, with a maximum of a ten percent weighting for each individual constituent. The free float market capitalisation of the EURO STOXX 50® index accounts for approximately 60 percent of the capitalisation of the entire Eurozone.
- Eurex Launched EURO STOXX 50® Index Total Return Futures (TESX) in December 2016, the product reached more than 7.14m traded Volume August YTD 2020

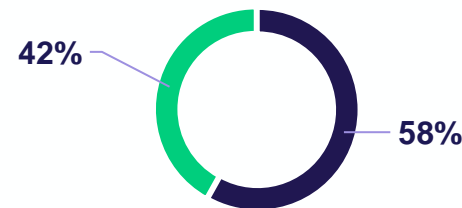
EURO STOXX® 50 Futures (FESX) and Options (OESX)

Bloomberg Ticker: VGA Index CT (Futures), SX5E Index OMON (Options)



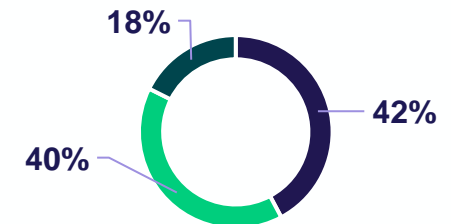
- Total volume since January 2007: 10,351,325,320
- Futures ADV 2024: 855,362
- Options ADV 2024: 963,812
- Futures Open Interest YTM 2024: 2,499,943
- Options Open Interest YTM 2024: 30,938,496

Trade Type 2024



■ Orderbook ■ Off-book

Account Structure 2024



■ Agent ■ Market Maker

EURO STOXX 50® Index Product Suite – Contract Specifications

Contract Specifications	OESX – Regular	OESX MEEEx	OESX- Weekly
Eurex Product ID	OESX	OSXM	OES1, OES2, OES4
Underlying Index	EURO STOXX 50® Index (SX5E)		
Index Type	Price Index		
Contract Value	EUR 10 per index point		
Tick Value	EUR 1		
Price Quotation	In points with one decimal place		
Minimum Price Change	0.1 index points		
Contract Months	Up to 9 years & 11 years	Up to 3 calendar months	Up to 4 weeks
Settlement	Cash settlement, payable on the first exchange day following the final settlement day		
Final Settlement Price	Based on the average of the respective STOXX® index calculations from 11:50-12:00 CET		
Last Trading Day/ Expiration Day and Final Settlement Day	3rd Friday of each expiration month	Last day of each expiration month	Friday of expiry week (1,2,4)
Continuous/ TES	08:50-17:30 CET		
Flexible Contracts	Available	Not Available	Not Available
Min. Block Trade Size	1,000 contracts		
Bloomberg	SX5E Index OMON	SX5EM Index OMON	OES1: WSX5EA Index OMON OES2: WSX5EB Index OMON OES4: WSX5ED Index OMON

Euro STOXX 50[®] Index Total Return Future

Product Structure - TESX

Underlying Indices

- EURO STOXX 50[®] Index (SX5E),
- (a new) EURO STOXX 50[®] Dividend / Distribution points index (SX5EDD) and
- €STR + 0.085%

TRF Spread

- Executed in basis points via the T7 trading system is converted in index points in order to determine the futures price in index points.

Trade Types on Eurex T7 Trading System

- Trade at Index Close (**TAIC**) with an equity strike level based on index close (e.g. UKX Close).
- Trade at Market (**TAM**) based on custom-defined equity strike level provided by the investor.

Contract Position

- TRF contracts will represent the theoretical exposure to the underlying index at trade date assuming holding to expiry.
- The holder of a long position will receive the distributions associated with holding the cash basket, against which they will pay the funding associated with this purchase.

Counterparty

A (Buyer =
Long TRF)

The Buyer **Receives** Total Equity
Returns



The Buyer **Pays** (€STR + 0.085% + TRF
Spread %)

Counterparty

B (Seller =
Short TRF)

Cost of Funding

Made up in part by the overnight funding rate (SONIA) and the traded TRF Spread.

Parameters

Quoted and traded in spread terms to insulate the financing component in a transparent manner for the dealers / clients who want to play the repo rate.

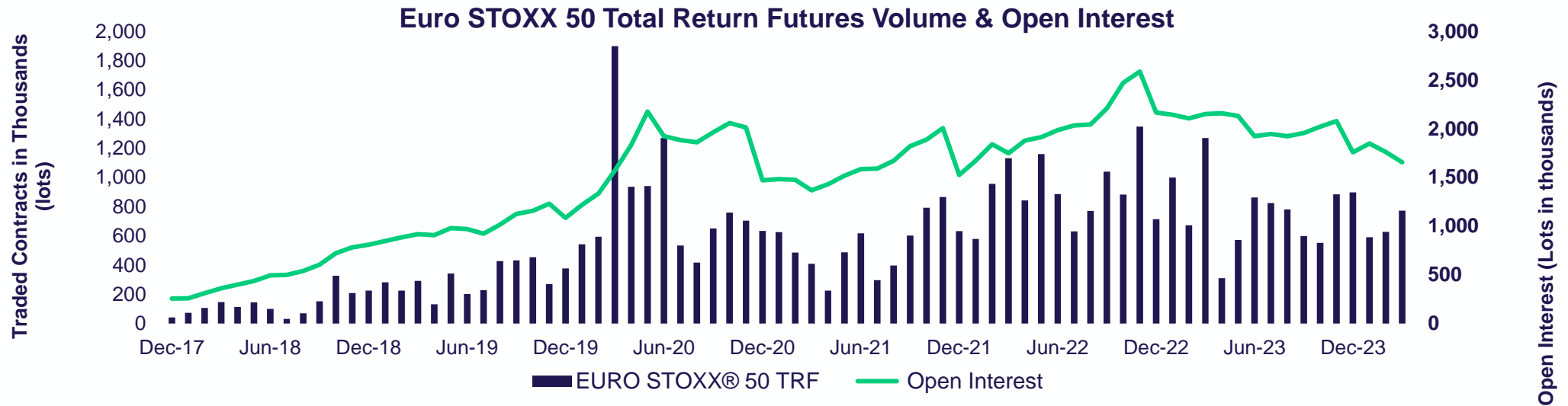
Total returns will be incorporated into the Daily Settlement price and the daily profit and loss will be paid as a daily cash-flow via the regular variation margin process.

(Equity Performance + Distributions) = (Funding + TRF Spread)

“Quoted” TRF Spread = Equity Performance + Distributions – Funding

EURO STOXX® 50 Total Return Futures

Volumes since launch



Year	Contract Volume	Volume YTD Change	Daily Average Volume	Order Book Share %	No. of Trades	Market Share Trading Volume %			Market Share Clearing Volume %			Open Interest
						Agent	MM	Principal	Agent	MM	Principal	
2024	1,990,886	19.01%	31,601	0%	762	68%	25%	7%	24%	28%	48%	1,689,425
2023	9,227,278	3.86%	36,328	0%	3,452	71%	24%	6%	19%	28%	53%	1,759,790
2022	10,947,466	69.84%	42,597	0%	4,408	70%	27%	3%	18%	35%	47%	2,166,268
2021	6,445,575	-34.79%	25,178	0%	2,469	70%	28%	2%	16%	40%	44%	1,526,916

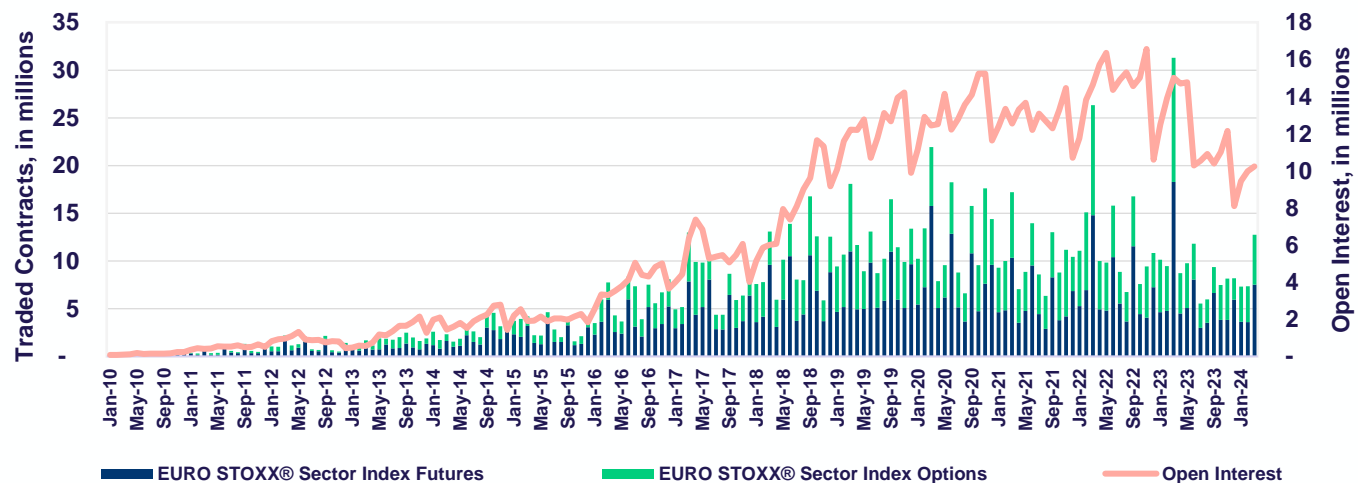
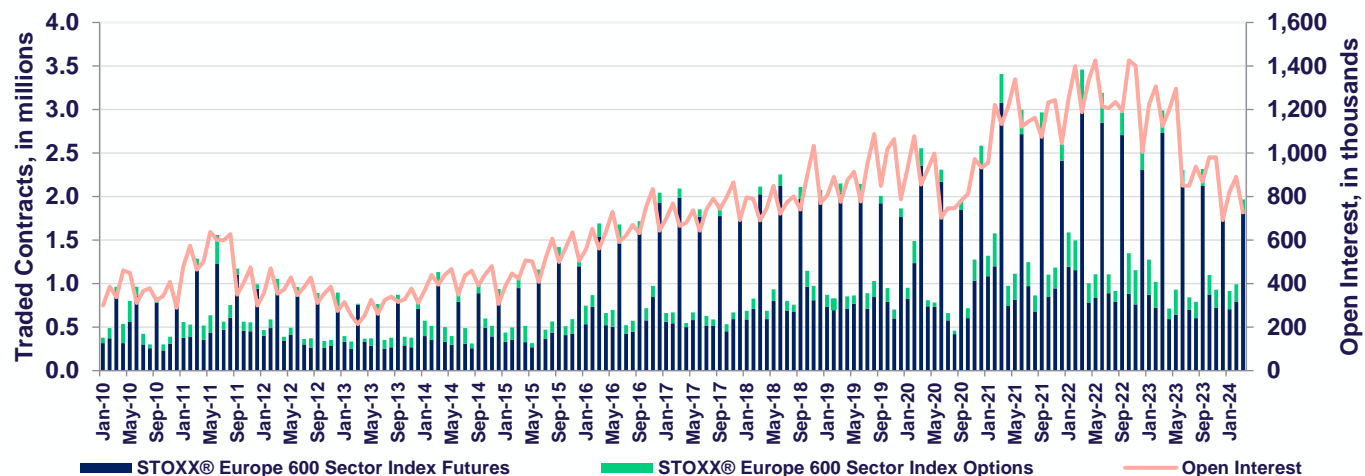
Contract Specifications

Specifications	EURO STOXX® 50 Index TRF VHOA <Index>	EURO STOXX® Banks TRF IUIA <Index>	EURO STOXX® Select Div. 30 Index TRF IULA <Index>
Underlying Indices	EURO STOXX 50® Index (SX5E), EURO STOXX 50® Distr. Point Index (SX5EDD), Euro Short-Term Rate +0.085% (€STR + 0.085%)	EURO STOXX® Banks Index (SX7E); EURO STOXX® Banks Distribution Point Index (SX7EDD); Euro Short Term Rate (€STR)	EURO STOXX® Select Dividend 30 Index (SD3E) EURO STOXX® Select Dividend 30 Distribution Point Index (SD3EDD) Euro Short Term Rate (€STR)
Contract Multiplier	EUR 10 per index point	EUR 50 per index point	EUR 10 per index point
Quotation (TRF Spread) in bps	TRF Spread as annualized rate expressed in basis points with one decimal (+ / - / 0)		
Min. TRF Spread Change	+/- 0.5 basis points		
TRF Spread Conversion	The TRF Spread will be converted within the T7 system into TRF futures prices expressed in index points		
Trade Types: TAIC & TAM	Trade at Index Close ("TAIC") with a strike price based on index close Trade at Market ("TAM") with a custom-defined strike price		
Accrued Distributions & Funding	The distribution and funding rate payments will be accumulated (i.e. "Accruals Approach") since the launch of the TRF offering and will be added to the TRF futures price in index points. The daily changes in the distributions and funding payments are paid out daily via the variation margin ("Daily Cash Flows" approach).		
Contract Months	9 years and 11 months: <ul style="list-style-type: none"> 21 quarterly months of the Mar, Jun, Sep & Dec cycle Subsequent 5 annual Dec expiries 	7 years: <ul style="list-style-type: none"> 8 quarterly months of the March, June, September and December cycle Subsequent 5 annual December expiries 	7 years and 11 months: <ul style="list-style-type: none"> 8 quarterly months of the March, June, September and December cycle Subsequent 5 annual December expiries
Settlement	Cash settlement, payable on the first exchange day following the Final Settlement Day		
Daily Settlement TRF Spread (basis points)	Used to calculate the daily settlement price and determined as follows: <ul style="list-style-type: none"> The TRF Spread traded via the closing auction between 17:25 – 17:30 CET. If no trades - will be determined based on the average bid-ask spread. If no average bid-ask spread, then will be determined as the volume-weighted average TRF Spread of all transactions executed during the last 30 minutes of continuous trading If no price can be determined according to the above the Daily Settlement TRF Spread will be determined based on a theoretic (fair) TRF Spread for the respective contract 		
Last Trading Day	The Eurex trading day immediately preceding the Expiration day		
Expiration Day	3rd Friday of each expiration month if this is an exchange day; otherwise, the immediately preceding exchange day		
Final Settlement Price (FSP)	Established by Eurex on Expiration Day and it is based the following components: Final Settlement Price of Regular Price Index Future, accrued distributions and accrued funding until the expiry date, in Index Points		
FSP Reference Price Index Future	SX5E Index Futures (FESX)	SX7E Index Futures (FESB)	SD3E Index Futures (FEDV)
Trading Hours	Order book (TAC): 08:15 - 17:30 CET Trade Entry Services (TAIC & TAM): 8:15 - 22:00 CET Last trading day trading until: 17:30 CET		
Min. Block Trade Size	14	100 lots	March 2024

3 Sector Indices



Eurex – the leading exchange for sector derivatives



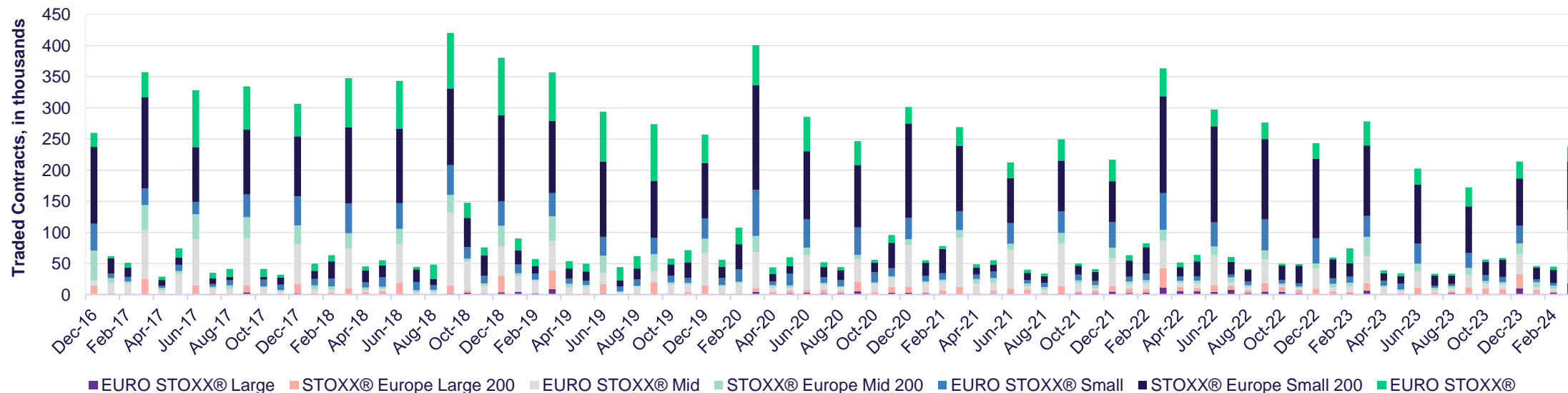
- Introduced in 2001, Eurex has continued to expand the range of EURO STOXX 50® and STOXX® Europe 600 sector derivatives. In doing so, Eurex has become the leading global exchange for sector based products.
- A testament to their growing popularity, over 90 million sector index futures and options were traded on Eurex in 2018, a 25% increase in volume year on year. 2019 also exceeded our expectations with more than 100 million contracts. March 2018 was a record month for EURO STOXX® sector index futures for contracts traded, with 9.6 million.
- In recent months, EURO STOXX® Banks options market (OESB) saw a gradual shift from off-screen to on-screen. OESB reached a daily record with over 1 million contracts in 2018, 2019 and also 2020 various times. In March 2020 we saw another record volume.

4 Broadbased and Size Indices

Broadbased & Size Indices

STOXX® Europe 600 – the broader benchmark for Europe

- To complete our existing offering and to create additional investment and hedging opportunities for clients wanting to gain exposure without currency risk, Eurex have extended the portfolio of derivatives on European size indices. The size index product family complements the highly liquid derivatives on the European blue chip index EURO STOXX 50®.
- Eurex offers futures and options on 200 stocks of the large, mid and small cap segment, giving investors the possibility to participate in the performance of pan-European stocks with specific market capitalisation.
- The product offering is complemented by derivatives on the pan-European STOXX® Europe 600 index. As a subset of it, the EURO STOXX index represents approximately 300 companies from the Eurozone.



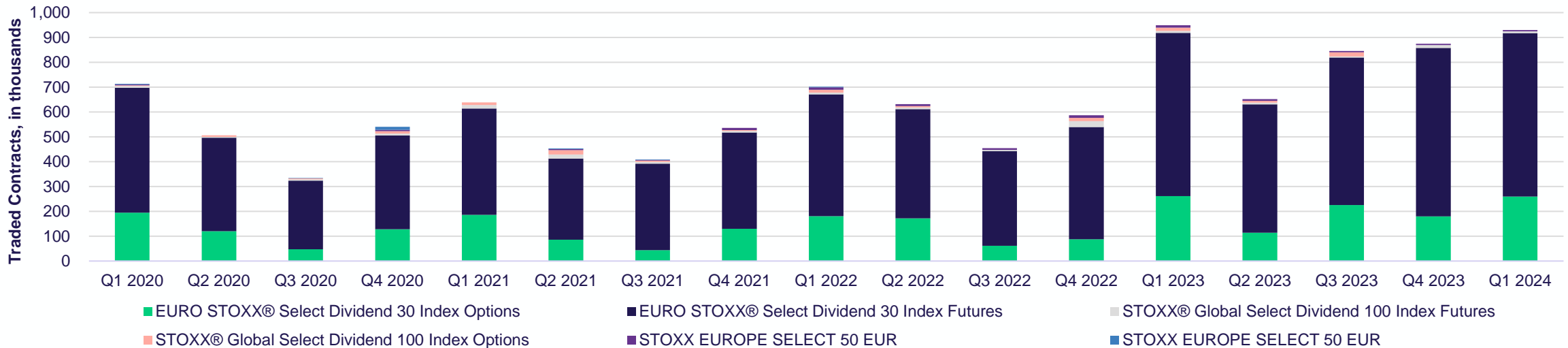
Standardised Contract Specifications

Sector, Broadbased, Size Index Derivatives

Specification	Sector, Broadbased, Size Index Futures	Sector, Broadbased, Size Index Options
Contract Value	EUR 50 per index point	
Contract	Up to 9 months (3 quarterly maturities)	Up to 5 years (for OESA, OESB, OESI, OESE, OEST, OESU, OSTA, OSTB, OSTG, OSTI, OSTE, OSTT, OSTU). Up to 2 years (for others). Up to 5 weeks (for weekly EURO STOXX® Bank Options)
Minimum Price Change	0.1 index points, 0.02 (for FXXP)	0.1 or 0.05 index points
Tick Value (EUR)	5, 1 (for FXXP)	5 or 2.5
Settlement	Cash Settlement	
Final Settlement Price	Based on the average of the respective index value calculated between 11:50 and 12:00 CET	
Final Settlement Day	Third Friday of the maturity/ expiration month. Close of trading in the maturing futures/ expiring option series is at 12:00 CET	
Last Trading Day	Third Friday of the maturity/ expiration month	
Continuous Trading	08:00-22:00 CET	09:00-17:30 CET
Eurex T7 Entry Service	08:00-22:00 CET	09:00-19:00 CET
Flexible Contracts	Available	
Minimum Block Trade Size	Sector: 250 contracts. BB & Size: 100 contracts. Exception: 300 Contracts (FXXP) 1,650 Contracts (FESB)	100 contracts. Exception: 6000 contracts (for OESB), 250 contracts (for OXXP)

Eurex STOXX® Select indices

- Whether you are looking to gain exposure to high dividend yielding segments or hedge your equity portfolio, Eurex were the first mover offering listed futures and options on dividend weighted benchmarks.
- The STOXX® Select indexes are designed to measure the performance of the highest dividend-paying stocks relative to their home markets and offer market participants an investment and hedging tool for a high dividend yield strategy. Stocks are screened for consistent, above average dividend payments with low volatility, taking into account liquidity, cap factors, resulting in diversified, transparent and investable dividend weighted benchmarks.
- Select dividend indices are systematic rules-based indices that overweight stocks with above average dividend yields. They have a record of sustainable, persistent dividend payment, while retaining the benefits of the broad-based parent indices – broad market exposure, diversification, liquidity and transparency.

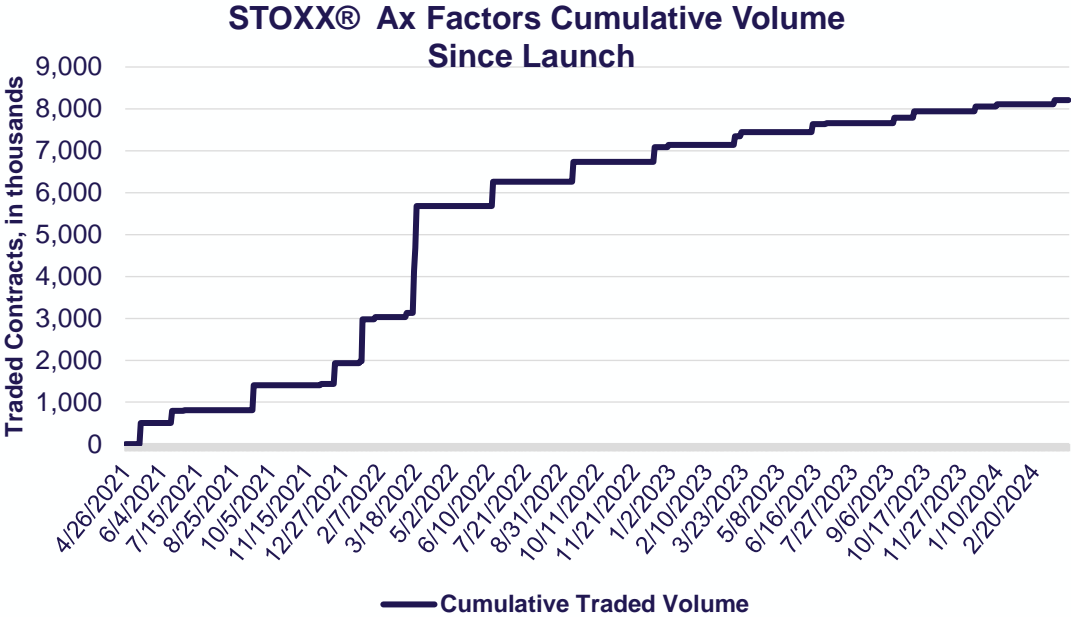


5 Factor Index Futures

STOXX[®] Industry Neutral Ax Factor Indices

- The STOXX Industry Neutral Factor Indices are derived from two well-established market-capitalization regional benchmarks, the **STOXX[®] Europe 600 Index** and **STOXX[®] USA 600 Index**. This suite offers a consistent methodology and factor definitions across regions to be used for tactical overlay, cash management or strategic building blocks. The indices track six styles: **Value, Momentum, Size, Low Risk, Quality and Multi-Factor**.
- Selection process & optimization: the STOXX Factor Indices target high exposures to proven sources of excess returns and, as well, manages liquidity and unintended risk exposures.

Size	Stocks with low market capitalization – product of the closing price and total shares outstanding
Value	Stocks that trade for less than their intrinsic values based on book-to-price and earnings yield
Quality	Stocks with solid financial characteristics based on profitability and leverage.
Momentum	Stocks with exceptional historical price movements over the last 250 trading days
Low Risk	Stocks with volatility levels below average, based on market sensitivity and residual volatility



Contract Specifications

STOXX Europe 600 Factor Index Futures and STOXX® USA 500 Factor Index Futures

Specifications	STOXX Europe 600 Factor Futures	STOXX USA 500 Factor Futures
Underlying Index	STOXX Europe 600 Industry Neutral Ax Value, Size, Quality, Multifactor, Momentum and Low Risk net total return Indices.	STOXX USA 500 Industry Neutral Ax Value, Size, Quality, Multifactor, Momentum and Low Risk net total return indices.
Index Type	Net Return Index	
Contract Value	EUR 100 per index point	USD 100 per index point
Tick Value	EUR 5	USD 5
Price Quotation	In points with two decimal places	
Minimum Price Change	0.05	
Contract Months	The next three quarterly months of the cycle March, June, September and December (9 months).	
Settlement	Cash settlement, due on the first exchange day after the final settlement day	
Final Settlement Price	The average value of all index calculations of the respective STOXX® Europe 600 IN Ax Factor index in the time between 11:50 and 12:00 CET on the last trading day.	Relevant for the STOXX USA 500 factor index futures is the index closing price on the last trading day.
Last Trading Day and Final Settlement Day	The third Friday of each maturity month, if this is a trading day at Eurex Deutschland, otherwise the trading day immediately preceding that day. Close of trading for maturing series: 12:00 CET . The final settlement day is the trading day following the last trading day.	The third Friday of each maturity month, if this is a trading day at Eurex Deutschland, otherwise the trading day immediately preceding that day. Close of trading for maturing series: 22:00 CET . The final settlement day is the trading day following the last trading day.
Min. Block Trade Size	100 contracts	50 contracts

6 Advantages of Eurex's Offering

Advantages of Eurex offering

Trading

- Combination of **order-book** and **off-book trading**
- Strong support from **liquidity providers** (banks as well as prop houses)
- **CFTC approval** for 4 sector and 8 broadbased & size indices
- Asian, European & U.S. **trading hours**
- **Transparent** via. Bloomberg, Reuters etc.
- Trading in and out with **different market participants**
- **Harmonised & low trading & clearing fees**

Clearing

- **Trade Entry Services including flexible contracts**
- **Flexible minimum block trade sizes**
- **Migration of counterparty risk** into CCPs
- **Cross Margining**
- **Collateral optimization** (based on portfolio margining with introduction of Eurex Clearing Prisma)
- **Trade at index close**
- **No paperwork** as with total return swaps

7 Eurex Trade Entry Services

Eurex T7 Entry Services

1 Exchange for Physicals (Index)

Admitted underlying instruments
(reported transaction)
Equity basket
Exchanged-traded index fund share

Eurex futures
(transaction creating a position)
Eurex equity index futures
Eurex equity index futures

2 Trade at Index Close

- Whenever the next official closing price of the underlying is available (or early next day, if index comes late)
- Indicate that the trade is a “Trade at Index Close” and the basis agreed upon two counterparties

3 Exchange for Swaps

- Cash transactions in EFS trades for equity index swaps
- Subject to Eurex’ clearing conditions

4 Vola Trade

- Where two parties conclude an on-exchange or off-exchange option transaction and simultaneously or in a second step agree on the off-exchange purchase/sale of the futures contract underlying the option transaction

5 Flexible Contracts

- Support off-exchange trading of **tailor-made** futures and options contracts
- **Flexible maturity:** futures and option
- **Exercise price:** options
- **Exercise style:** options

8 STOXX[®] Equity Indexes

STOXX® Equity Indices

Underlying indices for sector, broad-based and size derivatives

Underlying Index	Description
Benchmark Indices	<p>The STOXX® Europe 600 Index is derived from the STOXX® Europe Total Market Index (TIM) and is a subset of the STOXX® Global 1800 Index. With a fixed number of 600 components, the STOXX® Europe 600 Index represents large, mid and small capitalisation companies across 18 countries of the European region.</p> <p>The EURO STOXX 50® Index is a broad yet liquid subset of the STOXX® Europe 600 Index. With a variable number of components, the index represents large, mid and small capitalisation companies of 12 Eurozone countries</p>
Size Indices	<p>The STOXX® Europe Large 200, STOXX® Europe Mid 200 and STOXX® Europe Small 200 Index are fixed component indexes designed to provide a representation of small capitalization companies in Europe. Each index is derived from the STOXX® Europe 600 Index.</p> <p>The EURO STOXX® Size indexes are derived from the STOXX® Europe 600 Index and are designed to provide a representation of large, mid and small capitalization companies in the Eurozone.</p>
Sector Indices	<p>The STOXX® Sector indexes are available for global markets as well as for Europe, the Eurozone and Eastern Europe. Using the market standard <u>ICB – Industry Classification Benchmark</u>, companies are categorized according to their primary source of revenue. This categorisation guarantees a professional and accurate classification of companies in their respective business environments. There are four levels of classification ranging from broad to very detailed: 10 industries are broken down into 19 super-sectors, 41 sectors and 114 subsectors.</p>
Dividend Points (DVP) Indices	<p>With the Dividend Points (DVP), STOXX® Ltd. provides additional data linked to STOXX® indices as an underlying for derivatives products. It provides pure dividend data of the respective indices and increases the investor's ability to focus on the fundamentals that determine equity values. The indices track gross cumulative cash dividends (i.e. the sum of the individual cash dividends) that are announced and paid by the constituents of the respective indexes during the annual period.</p>

Sales Contacts

Nicolas von Kageneck
Sales Europe

Tel: +33 (0) 1 5 52 76-7 76
nicolas.kageneck@eurex.com

Rafael Zanatta
Sales United Kingdom

Tel:+44 (0) 207 862-72 26
rafael.zanatta@eurex.com

Vincenzo Zinna
Sales Switzerland

Tel: +41 (0) 43 43 0-71 25
vincenzo.zinna@eurex.com

Rachna Mathur
Sales America

Tel: +1 (0) 917 400 26 68
rachna.mathur@eurex.com

Mezhgan Qabool
Sales Asia

Tel: +65 (0) 65 97 -30 62
Mezhgan.qabool@eurex.com

Product Design Contacts

Sector Indices:

Floris Florquin

Equity & Index Product Design

Tel: +44 (0) 207 862-76 62

floris.florquin@eurex.com

Broad-based Indices:

Christine Heyde

Equity & Index Product Design

Tel: +49 (0) 69 2 11-1 56 98

christine.heyde@eurex.com

Bluechip Indices:

Tobias Ehinger

Equity & Index Product Design

Tel: +49 (0) 69 2 11-1 23 13

tobias.ehinger@eurex.com

STOXX® indices:

<https://www.eurex.com/stoxx>

Eurex Trade Entry Services:

<https://www.eurex.com/ex-en/trade/eurex-t7-entry-services>

Eurex Clearing:

<https://www.eurexclearing.com>

Thank you!

Disclaimer

© Eurex 2022

Deutsche Börse AG (“DBAG”), Clearstream Banking AG (“Clearstream”), Eurex Frankfurt AG (“Eurex”), Eurex Clearing AG (“Eurex Clearing”), Eurex Securities Transactions Services GmbH (“Eurex STS”) and Eurex Repo GmbH (“Eurex Repo”) are corporate entities and are registered under German law. Eurex Global Derivatives AG is a corporate entity and is registered under Swiss law. Clearstream Banking S.A. is a corporate entity and is registered under Luxembourg law. Eurex Frankfurt AG is the administrating and operating institution of Eurex Deutschland. Eurex Deutschland is in the following also referred to as the “Eurex”.

All intellectual property, proprietary and other rights and interests in this publication and the subject matter hereof (other than certain trademarks and service marks listed below) are owned by DBAG or its affiliates and subsidiaries or used under authorization by their respective owners, including, without limitation, all patent, registered design, copyright, trademark and service mark rights. While reasonable care has been taken in the preparation of this publication to provide details that are accurate and not misleading at the time of publication DBAG, Clearstream, Eurex, Eurex Clearing, Eurex Repo as well as the Eurex and their respective subsidiaries, servants and agents (a) do not make any representations or warranties regarding the information contained herein, whether express or implied, including without limitation any implied warranty of merchantability or fitness for a particular purpose or any warranty with respect to the accuracy, correctness, quality, completeness or timeliness of such information, and (b) shall not be responsible or liable for any third party’s use of any information contained herein under any circumstances, including, without limitation, in connection with actual trading or otherwise or for any errors or omissions contained in this publication.

This publication is published for information purposes only and shall not constitute investment advice respectively does not constitute an offer, solicitation or recommendation to acquire or dispose of any investment or to engage in any other transaction. This publication is not intended for solicitation purposes but only for use as general information. All descriptions, examples and calculations contained in this publication are for illustrative purposes only.

Eurex and Eurex Clearing offer services directly to members of the Eurex respectively to clearing members of Eurex Clearing. Those who desire to trade any products available on the Eurex market or who desire to offer and sell any such products to others or who desire to possess a clearing license of Eurex Clearing in order to participate in the clearing process provided by Eurex Clearing, should consider legal and regulatory requirements of those jurisdictions relevant to them, as well as the risks associated with such products, before doing so.

Only Eurex derivatives that are CFTC-approved may be traded via direct access in the United States or by United States persons. A complete, up-to-date list of Eurex derivatives that are CFTC-approved is available at: <https://www.eurex.com/ex-en/rules-regs/eurex-derivatives-us/direct-market-access-from-the-us>.

In addition, Eurex representatives and participants may familiarize U.S. Qualified Institutional Buyers (QIBs) and broker-dealers with certain eligible Eurex equity options and equity index options pursuant to the terms of the SEC’s

July 1, 2013 Class No-Action Relief. A complete, up-to-date list of Eurex options that are eligible under the SEC Class No-Action Relief is available at: <https://www.eurex.com/ex-en/rules-regs/eurex-derivatives-us/eurex-options-in-the-us-for-eligible-customers>. Lastly, U.S. QIBs and broker-dealers trading on behalf of QIBs may trade certain single-security futures and narrow-based security index futures subject to terms and conditions of the SEC’s Act Release No. 60,194 (June 30, 2009), 74 Fed. Reg. 32,200 (July 7, 2009) and the CFTC’s Division of Clearing and Intermediary Oversight Advisory Concerning the Offer and Sale of Foreign Security Futures Products to Customers Located in the United States (June 8, 2010).

Trademarks and Service Marks

Buxl®, DAX®, DivDAX®, eb.rexx®, Eurex®, Eurex Repo®, Eurex Strategy WizardSM, Euro GC Pooling®, FDAX®, FWB®, GC Pooling®, GCPI®, MDAX®, ODAX®, SDAX®, TecDAX®, USD GC Pooling®, VDAX®, VDAX-NEW® and Xetra® are registered trademarks of DBAG or its affiliates and subsidiaries. All MSCI indexes are service marks and the exclusive property of MSCI Barra. ATX®, ATX® five, CECE® and RDX® are registered trademarks of Vienna Stock Exchange AG. IPD® UK Quarterly Indexes are registered trademarks of Investment Property Databank Ltd. IPD have been licensed for the use by Eurex for derivatives. SLI®, SMI® and SMIM® are registered trademarks of SIX Swiss Exchange AG. The STOXX® indexes, the data included therein and the trademarks used in the index names are the intellectual property of STOXX Limited and/or its licensors. Eurex derivatives based on the STOXX® indexes are in no way sponsored, endorsed, sold or promoted by STOXX and its licensors and neither STOXX nor its licensors shall have any liability with respect thereto. PCS® and Property Claim Services® are registered trademarks of ISO Services, Inc. Korea Exchange, KRX, KOSPI and KOSPI 200 are registered trademarks of Korea Exchange Inc. The names of other companies and third-party products may be trademarks or service marks of their respective owners.

Eurex Deutschland qualifies as manufacturer of packaged retail and insurance-based investment products (PRIIPs) under Regulation (EU) No 1286/2014 on key information documents for packaged retail and insurance-based investment products (PRIIPs Regulation), and provides key information documents (KIDs) covering PRIIPs traded on Eurex Deutschland on its website under the following link: <https://www.eurex.com/ex-en/rules-regs/priips-kids>.

In addition, according to Art. 14(1) PRIIPs Regulation the person advising on, or selling, a PRIIP shall provide the KID to retail investors free of charge.