

## **Eurex Clearing C7**

### **C7 User Entitlement Guide**

Document Version C7 Release 13.0

- Simulation: valid from 31 August 2026
- Production: valid from 9 November 2026

## Change History

Date	Release	Change
07 December 2020	7.0	Updates for C7 Release 7.0
	7.0.1	No update for C7 Release 7.0.1
25 January 2021	7.1	No update for C7 Release 7.1
31 May 2021	8.0	Privilege B003MOD supports Four-Eye processing
10 August 2021	8.0	Privilege G025INQ Collateral Security Inquire is added into roles Collateral Manager and Collateral Manager View Only
02 February 2022	8.1	No update for C7 Release 8.1
17 April 2022	9.0	Introduction of privileges for Value Based Average Pricing and description change for privilege B006INQ.
05 December 2022	9.1	No update for C7 Release 9.1, only changes on introduction of privileges for Value Based Average Pricing are still valid
24 July 2023	10.0	Introduction of privileges for Overcollateralization Run maintenance. Description change for privilege B002INQ.
04 December 2023	10.1	No update for C7 Release 10.1
10 April 2024	11.0	Introduction of new privilege A017INQ Risk Protection Participant Email Inquire. Remove role Permanent Cash Balance Manager, remove privilege G007INQ and G007MOD, remove Permanent Cash Balance Modification from 4EP eligible privileges. Remove word TAIFEX from description of privilege D007ADD.
02 December 2024	11.1	No update for C7 Release 11.1
26 May 2025	12.0	No update for C7 Release 12.0
01 December 2025	12.1	Description of privilege A017INQ Risk Protection Participant Email Inquire updated to cover new types of notifications.
<a href="#">01 June-2026</a>	<a href="#">13.0</a>	<a href="#">Introduction of new privileges for Collateral Pool Multiplier. Description change for privilege G001ADD Collateral Cash Deposit Add. Classic Average Price services will be decommissioned at the end of 2026.</a>

© Eurex® 2026

Deutsche Börse AG (“DBAG”), Clearstream Europe AG (“Clearstream”), Eurex Frankfurt AG (“Eurex”), Eurex Clearing AG (“Eurex Clearing”), Eurex Repo GmbH (“Eurex Repo”) are corporate entities and are registered under German law. Eurex Global Derivatives AG is a corporate entity and is registered under Swiss law. Clearstream Banking S.A. is a corporate entity and is registered under Luxembourg law. Eurex Frankfurt AG is the administrating and operating institution of Eurex Deutschland. Eurex Deutschland is in the following also referred to as the “Eurex Exchange”.

All intellectual property, proprietary and other rights and interests in this publication and the subject matter hereof (other than certain trademarks and service marks listed below) are owned by DBAG or its affiliates and subsidiaries or used under authorization by their respective owners, including, without limitation, all patent, registered design, copyright, trademark and service mark rights. While reasonable care has been taken in the preparation of this publication to provide details that are accurate and not misleading at the time of publication DBAG, Clearstream, Eurex, Eurex Clearing, Eurex Repo as well as the Eurex Exchange and their respective subsidiaries, servants and agents (a) do not make any representations or warranties regarding the information contained herein, whether express or implied, including without limitation any implied warranty of merchantability or fitness for a particular purpose or any warranty with respect to the accuracy, correctness, quality, completeness or timeliness of such information, and (b) shall not be responsible or liable for any third party’s use of any information contained herein under any circumstances, including, without limitation, in connection with actual trading or otherwise or for any errors or omissions contained in this publication in so far as no willful violation of obligations took place or, as the case may be, no injury to life, health or body arises or claims resulting from the Product Liability Act are affected.

This publication is published for information purposes only and shall not constitute investment advice respectively does not constitute an offer, solicitation or recommendation to acquire or dispose of any investment or to engage in any other transaction. This publication is not intended for solicitation purposes but only for use as general information. All descriptions, examples and calculations contained in this publication are for illustrative purposes only.

Eurex, Eurex Clearing and Eurex Repo offer services directly to members of the Eurex Exchange respectively to clearing members of Eurex Clearing. Those who desire to trade any products available on the Eurex market or who desire to offer and sell any such products to others or who desire to possess a clearing license of Eurex Clearing in order to participate in the clearing process provided by Eurex Clearing, should consider legal and regulatory requirements of those jurisdictions relevant to them, as well as the risks associated with such products, before doing so.

Only Eurex derivatives that are CFTC-approved may be traded via direct access in the United States or by United States persons. A complete, up-to-date list of Eurex derivatives that are CFTC-approved is available at: [www.eurex.com/ex-en/rules-regs/eurex-derivatives-us/direct-market-access-from-the-us](http://www.eurex.com/ex-en/rules-regs/eurex-derivatives-us/direct-market-access-from-the-us).

In addition, Eurex representatives and participants may familiarize U.S. Qualified Institutional Buyers (QIBs) and broker-dealers with certain eligible Eurex equity options and equity index options pursuant to the terms of the SEC’s July 1, 2013 Class No-Action Relief. A complete, up-to-date list of Eurex options that are eligible under the SEC Class No-Action Relief is available at: [www.eurex.com/ex-en/rules-regs/eurex-derivatives-us/eurex-options-in-the-us-for-eligible-customers](http://www.eurex.com/ex-en/rules-regs/eurex-derivatives-us/eurex-options-in-the-us-for-eligible-customers). Lastly, U.S. QIBs and broker-dealers trading on behalf of QIBs may trade certain single-security futures and narrow-based security index futures subject to terms and conditions of the SEC’s Exchange Act Release No. 60,194 (June 30, 2009), 74 Fed. Reg. 32,200 (July 7, 2009) and the CFTC’s Division of Clearing and Intermediary Oversight Advisory Concerning the Offer and Sale of Foreign Security Futures Products to Customers Located in the United States (June 8, 2010).

## Trademarks and Service Marks

Buxl®, DAX®, DivDAX®, eb.rexx®, Eurex®, Eurex Repo®, Strategy Wizard®, Euro GC®, FDAX®, FTSE 100, FWB®, GC Pooling®, GCPI®, MDAX®, ODAX®, SDAX®, TecDAX®, USD GC Pooling®, VDAX®, VDAX-NEW® and Xetra® are registered trademarks of DBAG or its affiliates and subsidiaries.

MSCI®, EAFE®, ACWI® and all MSCI indices (the “Indices”), the data included therein, and service marks included therein are the intellectual property of MSCI Inc., its affiliates and/or their licensors (together, the “MSCI Parties”). The Indices are provided “as is” and the user assumes the entire risk of any use it may make or permit to be made of the Indices. No MSCI Party warrants or guarantees the originality, accuracy and/or completeness of the Indices and each expressly disclaims all express or implied warranties. No MSCI Party shall have any liability for any errors or omissions in connection with any of the Indices, or any liability for any direct, indirect, special, punitive, consequential or any other damages (including lost profits) even if notified of the possibility of such damages. For full disclaimer see [msci.com/disclaimer](http://msci.com/disclaimer).

ATX®, ATX® five, CECE® and RDX® are registered trademarks of Vienna Stock Exchange AG.

IPD® UK Quarterly Indices are registered trademarks of Investment Property Databank Ltd. IPD and have been licensed for the use by Eurex for derivatives.

SLI®, SMI® and SMIM® are registered trademarks of SIX Swiss Exchange AG.

The STOXX® indices, the data included therein and the trademarks used in the index names are the intellectual property of STOXX Limited and/or its licensors. Eurex derivatives based on the STOXX® indices are in no way sponsored, endorsed, sold or promoted by ISS STOXX and its licensors and neither ISS STOXX nor its licensors shall have any liability with respect thereto.

PCS® and Property Claim Services® are registered trademarks of ISO Services, Inc.

The names of other companies and third-party products may be trademarks or service marks of their respective owners.

FTSE® is a trademark of the London Stock Exchange Group companies and is used by FTSE International Limited (“FTSE”) under license. All rights in the FTSE®100 Index (the “Index”) vest in FTSE or its licensors. Neither FTSE nor any of their affiliates or licensors (a) assumes any liability, losses, damages, expenses or obligations in connection with any derivative product based on the Index; or (b) accepts any liability for any errors or omissions, fitness for a particular purpose or the results to be obtained from the use of the Index or related data. No party may rely on the Index or related data contained in this communication which Index and data is owned by FTSE or their affiliates. No use or distribution of the Index is permitted without FTSE’s express written consent. FTSE does not promote, sponsor or endorse the content of this communication nor any financial or derivative product that it relates to.

PRIIPs: Eurex Deutschland qualifies as manufacturer of packaged retail and insurance-based investment products (PRIIPs) under Regulation (EU) No 1286/2014 on key information documents for packaged retail and insurance-based investment products (PRIIPs Regulation), and provides key information documents (KIDs) covering PRIIPs traded on Eurex Deutschland on its website under the following link: [www.eurex.com/ex-en/rules-regs/priips-kids](http://www.eurex.com/ex-en/rules-regs/priips-kids).

In addition, according to Art. 14(1) PRIIPs Regulation the person advising on, or selling, a PRIIP shall provide the KID to retail investors free of charge.

## Table of Contents

<b>1.</b>	<b>Introduction .....</b>	<b>6</b>
<b>2.</b>	<b>User Maintenance .....</b>	<b>7</b>
<b>2.1</b>	<b>User Creation .....</b>	<b>7</b>
<b>2.2</b>	<b>User Deletion.....</b>	<b>7</b>
<b>3.</b>	<b>Entitlement .....</b>	<b>8</b>
<b>3.1</b>	<b>Basic Components .....</b>	<b>8</b>
<b>3.2</b>	<b>General Processing and Maintenance .....</b>	<b>14</b>
<b>3.3</b>	<b>Privilege Description .....</b>	<b>19</b>
<b>3.4</b>	<b>Privilege Role Assignment .....</b>	<b>41</b>

## 1. Introduction

This document provides detailed description of the C7 Entitlement system. In case you need support with any of the topics described in this document, please get in contact with your Key Account Manager.

In context of this document Market Participant is used to cover DC Market Participant and Indirect Client Market Participant. Basic DC with System Access is referenced as Basic DC with System Access and Basic DC is used for Basic DC with Member ID.

## 2. User Maintenance

Clearing Members, Market Participants and Basic DCs with System Access are allowed to create and delete their own users directly via the C7 Clearing GUI in C7 Entitlement system.

Users assigned with privilege A002UPD are allowed to create new users and delete already existing users.

### 2.1 User Creation

Newly created user is immediately available for entitlement maintenance (e.g. role assignment). The only mandatory attribute for user creation is a user login name. The user login name of newly created user must be unique and have exactly 11 characters. Members are not allowed to have two active users with the same user login name. User creation supports Four-Eye principle.

### 2.2 User Deletion

User deletion has immediate impact. After deletion, user will not be able to perform any activities anymore. User login name of deleted user is not blocked and can be used again for newly created user. User deletion supports Four-Eye principle.

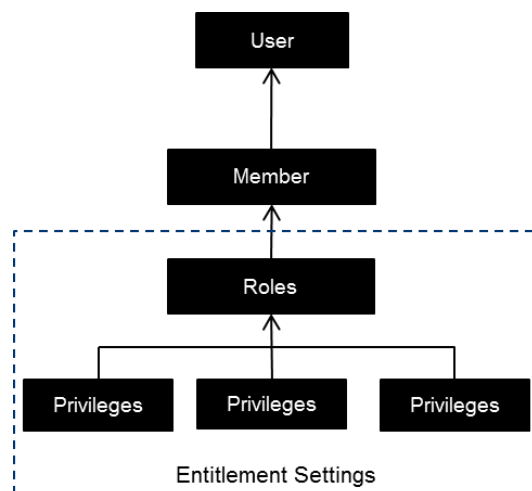
---

**Entitlement**

---

### 3. Entitlement

Entitlement is a mechanism to grant access to Members and their users to use functionalities such as transaction and position management or collateral management in the C7 system. The entitlement model uses roles as a basis. The roles will be assigned to a Member; the Member's Service Administrator can then assign the roles to the respective users. The roles contain privileges. Every privilege defines access to a specific activity (e.g. Add Give-Up'). A request entered by a user can only be processed if the corresponding privilege is assigned for the user.



The following sections provide an overview entitlement:

- the basic entitlement components (see section 3.1)
- the general processing (see section 3.2)
- the privilege description (see section 3.3)
- the privilege to role assignment (see section 3.4)

#### 3.1 Basic Components

##### 3.1.1 Roles

Roles contain a set of privileges; each defined with an entitlement level. Roles can be defined by Eurex Clearing only. Roles have been introduced to allow an easier way to assign a group of activities (Privileges) to a certain Member or user. Roles are assigned to Members by Eurex Clearing. Service Administrators of the Member can then assign them to their users. During the assignment to users those pre-defined entitlement settings can be modified.

The following rules apply with regards to roles:

- Roles are independent of each other.
- Roles are not mutually exclusive. Multiple roles can contain the same privilege.
- Single privileges cannot be assigned to users, but only as part of a role. Roles cannot be assigned to a user if they are not assigned to its Member.
- Roles containing common privilege(s) can be assigned to a Member. When roles containing common privileges are assigned to a Member the higher entitlement level determines the maximum rights at the Member level.
- All roles assigned to a user have to be mutually exclusive. It means no two roles being assigned to a user should contain a common privilege between them. If assigning roles doesn't fulfill the above condition the action will be rejected by the system.

## Entitlement

**3.1.1.1 List of Roles**

Following roles are defined in the system.

**Position and Transaction Manager - PTM**

Role Description	Role Details
Position and Transaction Manager	<p>The role enables a user to perform position and transaction management related activities. For Position and Transaction manager, this role reflects the maximum entitlement settings which can be assigned.</p> <p>'Position and Transaction Manager' role can be assigned to users of Clearing Members, Market Participants and DCs with System Access. This role cannot be assigned together with 'Position and Transaction Manager View Only' role because of conflicting privileges.</p>

**Position and Transaction Manager View Only – View PTM**

Role Description	Role Details
Position and Transaction Manager View Only	<p>The role provides read only access to Position and Transaction Management (e.g., 'Clearing Transaction Inquire') related activities. A user given this role will have only inquiry privileges.</p> <p>'Position and Transaction Manager View Only' role can be assigned to users of Clearing Members, Market Participants and DCs with System Access. This role cannot be assigned together with 'Position and Transaction Manager' role because of conflicting privileges</p>

**Clearing Manager - CMA**

Role Description	Role Details
Clearing Manager	<p>This role enables a user to perform clearing related activities (e.g., 'Notification Manage').</p> <p>'Clearing Manager' role can only be assigned to users of Clearing Members. This role cannot be assigned together with 'Clearing Manager View Only' role because of conflicting privileges</p>

**Clearing Manager View Only – View CMA**

Role Description	Role Details
------------------	--------------

---

Entitlement

---

Clearing Manager View Only	<p>This role provides read only access to clearing member exclusive activities (e.g., 'Notification Inquire'). A user given this role will have only inquiry privileges.</p> <p>'Clearing Manager View Only' role can only be assigned to users of Clearing Members. This role cannot be assigned together with 'Clearing Manager' role because of conflicting privileges</p>
----------------------------	---

---

**Service Administrator - ADM**

Role Description	Role Details
Service Administrator	<p>This role enables a user to perform administration activities (e.g. Internal User Entitlement Update').</p> <p>'Service Administrator' role can be assigned to users of Clearing Members, Market Participants and DCs with System Access. This role cannot be assigned together with 'Service Administrator View Only' role because of conflicting privileges</p>

---

**Service Administrator View Only - View ADM**

Role Description	Role Details
Service Administrator View Only	<p>This role provides read-only access to administration activities (e.g. 'Internal User Entitlement Inquire').</p> <p>'Service Administrator View Only' role can be assigned to users of Clearing Members, Market Participants and DCs with System Access. This role cannot be assigned together with 'Service Administrator' role because of conflicting privileges.</p>

---

**Collateral Manager - CMS**

Role Description	Role Details
Collateral Manager	<p>This role enables a user to perform collateral management activities (e.g. Cash Deposit')</p> <p>'Collateral Manager' role can be assigned to users of collateral pool owners and sponsors. This role cannot be assigned together with 'Collateral Manager View' role because of conflicting privileges.</p>

---

**Collateral Manager View Only – View CMS**

## Entitlement

Role Description	Role Details
Collateral Manager View Only	<p>This role provides read only access to collateral management activities (e.g. 'Collateral Position and Transaction Inquire').</p> <p>'Collateral Manager View Only' role can be assigned to users of collateral pool owners and sponsors. This role cannot be assigned together with 'Collateral Manager' role because of conflicting privileges.</p>

**Collateral Approval Manager - CAM**

Role Description	Role Details
Collateral Approval Manager	<p>This role enables a user to perform collateral management activities exclusively for collateral pool sponsors (e.g. 'Cash Deposit Approve').</p> <p>'Collateral Approval Manager' role can be assigned to users of collateral pool sponsors. It is recommended to assign this role together with 'Collateral Manager' role.</p>

**LSOC Collateral Transfer Manager - LCTM**

Role Description	Role Details
LSOC Collateral Transfer Manager	<p>This role enables a user to perform collateral transfers between collateral master pool and collateral sub-pools.</p> <p>'LSOC Collateral Manager' role can be assigned to users of collateral pool sponsors.</p> <p>It is recommended to assign this role together with 'Collateral Manager View Only' role or with 'Collateral Manager' role.</p>

**Risk Protection Manager - RPM**

Role Description	Role Details
Risk Protection Manager	<p>This role enables a user to perform maintenance of net position limits.</p> <p>'Risk Protection Manager' role can be assigned to users of Clearing Members, Market Participants and DCs with System Access. This role can be assigned together with all roles, because there are no conflicting privileges.</p>

## Entitlement

**Risk Manager - RM**

Role Description	Role Details
Risk Manager	<p>This role enables a user to perform maintenance of risk limits and to use stop/release button.</p> <p>'Risk Manager' role can be assigned to users of Clearing Members. This role cannot be assigned together with 'Risk Limit Manager' and 'Risk Manager View Only' roles because of conflicting privileges</p>

**Risk Limit Manager - RLM**

Role Description	Role Details
Risk Limit Manager	<p>This role enables a user to perform maintenance of risk limits.</p> <p>'Risk Limit Manager' role can be assigned to users of Clearing Members, Market Participants and DCs with System Access. This role cannot be assigned together with 'Risk Manager' and 'Risk Manager View Only' roles because of conflicting privileges</p>

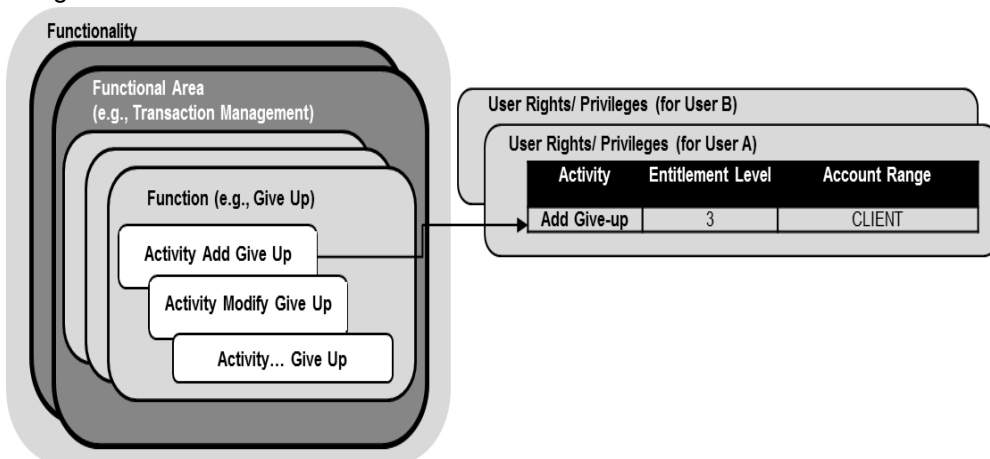
**Risk Manager View Only – View RM**

Role Description	Role Details
Risk Limit Manager	<p>This role provides read only access to data related to risk protection e.g., risk limits.</p> <p>'Risk Manager View Only' role can be assigned to users of Clearing Members, Market Participants and DCs with System Access. This role cannot be assigned together with 'Risk Manager' and 'Risk Limit Manager' roles because of conflicting privileges</p>

Entitlement

### 3.1.2 Privileges

Privileges correspond to activities (e.g., “Add Give-up”) that can be performed in the system. They are assigned via roles to users. A user can only perform activities if corresponding privilege is assigned to him.



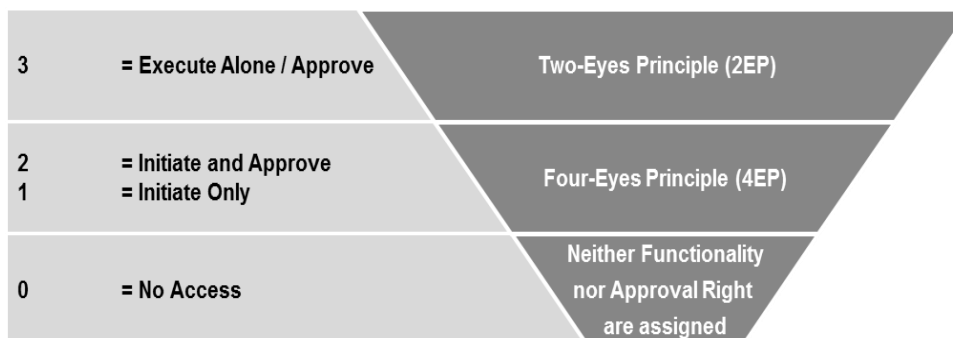
The table below and the following subsections describe some of important fields associated with each of the privileges.

Privilege Id	Description	Entitlement Level	Account Range	Type
D004ADD	Add Give-up	3	CLIENT	Account Dependent

#### 3.1.2.1 Entitlement Level

“Entitlement Level” field defines if a certain activity can be performed with or without the approval of a second user i.e., if a four-eye check is required or not. It also defines if the user has the right to approve any pending four-eye request.

The following four “Entitlement Levels” are available in the system.



#### 3.1.2.2 Types of privileges

Three types of privileges are defined in the system. These types are based on the various activities that can be performed.

## Entitlement

- **Base Privileges:** This type of privilege represents the basic rights that are required for accessing the system. They are assigned automatically to a user and cannot be restricted. Examples for such “Base Privileges” are “Login/ Logoff”.
- **Account Dependent Privileges:** This type of privilege allows the users to perform a certain activity (for e.g.: “Add Give-up”) for a specific account such as “A42” or a set of accounts such as “ALL”, “CLIENT” or “HOUSE”.
- **Account Independent Privileges:** This type of privilege allows the users to perform a certain activity across the system and is not restricted to a certain account or set of accounts. Examples for such “Account Independent Privileges” are “Inquiry Give-up” or all privileges connected with collateral management.

### 3.1.2.3 Account Range

“Account Range” field specifies a single account or a list of accounts on which a user can perform a certain activity. This field is only applicable to account dependent privileges.

For the initial step the following pre-configured standard list of accounts with main accounts (CLIENT, HOUSE, ALL) as start account can be used.

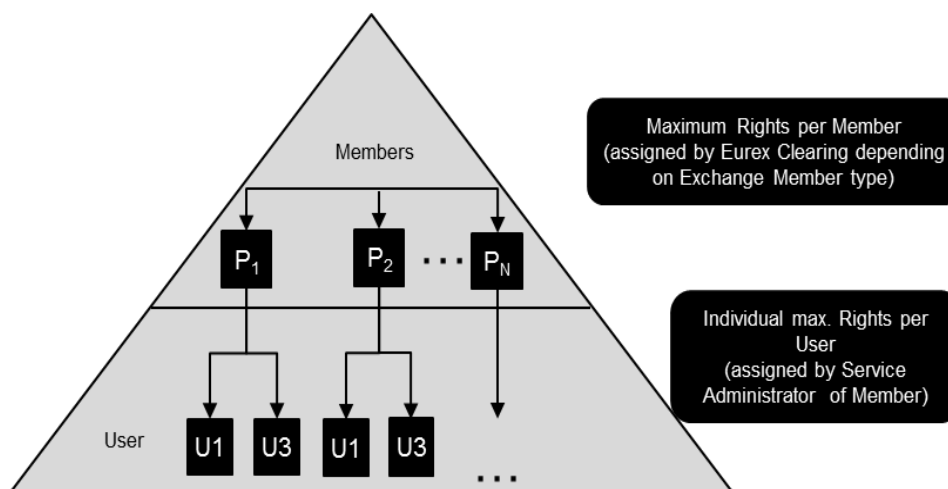
- ALL: All accounts beneath House and Client accounts.
- HOUSE: All accounts beneath the House account. The House account is the main account containing all the Proprietary (P) and Market Maker (M) accounts beneath it.
- CLIENT: All accounts beneath the Client account. The Client account is the main account containing all the Agency Accounts beneath it.

Apart from the above standard lists one can also configure privileges for individual accounts.

All entitlement settings defined for the account range HOUSE, CLIENT or for individual accounts are only valid for the current clearing relationship and will need to be reconfigured by Service Administrator in case of a clearer change.

## 3.2 General Processing and Maintenance

The C7 Entitlement Model follows a hierarchical approach. This approach follows top-down logic for dissemination of access rights.



---

**Entitlement**


---

To provide a user with a right, a role containing the required right must be initially assigned to the Member to whom the user belongs. Eurex Clearing defines the maximum entitlements of a Member (based on the Member type) and assigns the roles to the Members accordingly. Eurex Clearing also assigns the roles to the first user for any Member, preferably the Service Administrator who can then define and maintain the entitlements for the other users.

Members will be assigned role based on the Member type:

	Clearing Member (Sponsor)	Market Participant (Owner)	DC with System Access (Owner)
<b>CMA</b>	Y		
<b>View CMA</b>	Y		
<b>PTM</b>	Y	Y	Y
<b>View PTM</b>	Y	Y	Y
<b>ADM</b>	Y	Y	Y
<b>View ADM</b>	Y	Y	Y
<b>CMS</b>	Y	Y	Y
<b>View CMS</b>	Y	Y	Y
<b>CAM</b>	Y		
<b>RPM</b>	Y	Y	Y
<b>LCTM</b>	Y		
<b>RM</b>	Y		
<b>RLM</b>		Y	Y
<b>View RM</b>	Y	Y	Y

As the entitlement concept follows a hierarchical approach, the entitlement of a user can never exceed the maximum entitlements of the Member. Consequently, reductions in Member's maximum entitlements are automatically applied to the entitlement settings of the affected users.

User is not allowed to maintain his own entitlement settings.

### 3.2.1 User Entitlement Maintenance activities

User entitlement maintenance functions are offered via the C7 Clearing GUI. Specific functions such as "Copy From", which allows users to replicate the entitlement settings of one source user to multiple target users, is supported to allow easy maintenance of entitlement settings. Also an upload/download function is supported, which allows the upload/download of user entitlement settings in order to re-use settings from different environments (e.g. Simulation to Production). These activities have been described in the following sub chapters.

#### 3.2.1.1 User Role Assignment / De-Assignment

The basic maintenance activity that can be performed by any Service Administrator of any Member is role assignment or de-assignment for any of the user belonging to that Member. This activity can be performed by any user of the Member who has been assigned the "ADM" role. All the roles being assigned to any user should be mutually exclusive.

---

## Entitlement

---

For each privilege contained in the role being assigned the following fields can be modified by the assigner:

- Entitlement Level: “Entitlement Level” can be increased or decreased for every privilege. The “Entitlement Level” assigned to the user cannot exceed the level assigned to the Member to which the user belongs.
- Account Range: “Account Range” can be changed for the privileges assigned to the user. The change cannot exceed the maximum rights of the Member. The valid values of ‘ALL’, ‘CLIENT’ and ‘HOUSE’ are available. All entitlement settings defined for the account range HOUSE, CLIENT or for individual accounts are only valid for the current clearing relationship and will need to be reconfigured by service administrator in case of a clearer change.

For assignment and de-assignment of roles four-eye approval can apply depending on the entitlement settings of the user. The role assignment is modified only after the change has been approved.

### 3.2.1.2 User Entitlement Maintenance

Users with the relevant entitlements can also modify the entitlement settings of privileges already assigned to any user belonging to the same Member.

For each privilege that is assigned to the user the following fields can be modified:

- Entitlement Level: “Entitlement Level” can be increased or decreased for every privilege. The “Entitlement Level” assigned to the user cannot exceed the level assigned to the Member to which the user belongs.
- Account Range: Account Range can be changed for the privileges assigned to the user. The change cannot exceed the maximum possible rights based on the assigned roles. The valid values of ‘ALL’, ‘CLIENT’ and ‘HOUSE’ are available.

Additionally, users will have the ability to assign any privilege for an individual account with a different setting as compared to the setting applied to the overall list of accounts. For e.g., if “Add Give-up” has been assigned for all ‘CLIENT’ accounts with an “Entitlement Level” of “3”, the user can additionally assign “Add Give-up” for account “A42” with an “Entitlement Level” of “0”.

All entitlement settings defined for the account range HOUSE, CLIENT or for individual accounts are only valid for the current clearing relationship and will need to be reconfigured by service administrator in case of a clearer change.

For modification of entitlement settings four-eye approval can apply depending on the entitlement settings of the user. The entitlement setting is modified only after the change has been approved.

### 3.2.1.3 Replicate User Entitlement Settings

Users with the relevant entitlements can copy the entitlement settings of one of its users to multiple users. The source, target and the executing users should belong to the same Member.

This functionality is designed to reduce the operational effort for Members who wish to set up multiple users with identical entitlement settings. In case any of the target users already have some entitlement settings assigned, a final confirmation will be required from the executing user. If it is confirmed, then the original entitlement settings of the target users will be overwritten.

## Entitlement

**3.2.1.4 Upload/ Download User Entitlement Settings**

Users will be provided with the ability to upload and download role and entitlement settings for users belonging to the same Member. The role and entitlement settings can be uploaded using a CSV file.

One of the main applications of this functionality will be transferring of entitlement settings for a user across different environments. For e.g.: The simulation environment will be used by the Members to set up the users for the first time. The final entitlement settings of the users from this environment can be downloaded and stored offline and used in the production environment.

**3.2.2 Four-Eye Processing**

Each privilege can be assigned to a user with a specific entitlement level. Entitlement Levels define if a certain activity can be performed with or without the approval of a second user, i.e., if a four-eye check is required or not. It also defines if the user has the right to approve any pending four-eye request. With this configuration possibility, the Member can decide which activity should be performed with a four-eye approval.

Four-eye principle will only be applicable for activities performed via the C7 Clearing GUI, for requests initiated via FIXML, the maximum entitlement level is required.

The list of privileges below can be configured for four-eye approval:

Privilege ID	Privilege Description
E003ADD	Position Transfer with Cash Add
E003DEL	Position Transfer with Cash Delete
E003REJ	Position Transfer with Cash Reject
E003APP	Position Transfer with Cash Approve / Deny
E003ACC	Position Transfer with Cash Accept
E013INC	In-the-money exercise Increase
E013DEC	In-the-money exercise Decrease
E014INC	Out-of-the-money exercise Increase
E014DEC	Out-of-the-money exercise Decrease
E015INC	Abandonment from Automatic Exercise Increase
E015DEC	Abandonment from Automatic Exercise Decrease
A002UPD	Internal User Entitlement Update
A013REL	Participant Stop/Release
A014MAI	Risk Limit Maintenance
G001ADD	Collateral Cash Deposit Add
G001APP	Collateral Cash Deposit Approve
G001REJ	Collateral Cash Deposit Reject
G001DEL	Collateral Cash Deposit Delete
G002ADD	Collateral Cash Withdrawal Add
G002APP	Collateral Cash Withdrawal Approve
G002REJ	Collateral Cash Withdrawal Reject
G002DEL	Collateral Cash Withdrawal Delete

## Entitlement

G004ADD	Collateral Security Withdrawal Add
G004APP	Collateral Security Withdrawal Approve
G004REJ	Collateral Security Withdrawal Reject
G004DEL	Collateral Security Withdrawal Delete
G006APP	Collateral Claim Decrease Approve
G006REJ	Collateral Claim Decrease Reject
G006DEL	Collateral Claim Decrease Delete
G018MOD	Collateral Transfer Add
G026ADD	Overcollateralization Run Add
G026DEL	Overcollateralization Run Discard
G026APP	Overcollateralization Run Approve
G026REJ	Overcollateralization Run Reject
<a href="#">G033MAI</a>	<a href="#">Collateral Pool Multiplier Maintenance</a>
B008MAI	Product Account Assignment Maintenance
B009MAI	Give Up/Take Up Auto Accept Maintenance
B003MOD	Automatic Processing Rules – Close Out Modify

### 3.2.3 Outsourcing Processing

Eurex Clearing offers simplified outsourcing of back-office functions via FIXML and via the C7 Clearing GUI. FIXML simplified outsourcing is already available since 2013. Simplified outsourcing is not offered for collateral management activities.

The simplified outsourcing mechanism is only available for CMs insourcing back-office functions of their Market Participants and DCs with System Access. Simplified outsourcing is not available to other insourcing firms or in case of CMs outsourcing to other CMs or their Market Participants and DCs with System Access. In this case outsourcing will only be available through the existing procedure of a Member providing his certificate (FIXML or GUI) to the insourcing firm.

In order to apply for simplified outsourcing, the outsourcing Market Participant/DC with System Access has to provide a dedicated technical user id prefixed with IOU. This can be done via the Announcement of Outsourcing of Back-Office Functions of Eurex Clearing DC Market Participants.

The technical user ID's entitlement is checked for every request. Irrespective of the interface used for sending requests (GUI or FIXML). The role "Position and Transaction Management – PTM" assigned to the technical user ID entitles to perform back-office functions. If the outsourcing Market Participant/DC with System Access wants to limit the scope of outsourced back-office functions, he can do so by limiting the privileges assigned to the technical user ID.

#### GUI

A user on the Clearing Member side can log into the GUI using his own Member ID and his own user ID. Position Accounts including all transactions and positions of Market Participants/DCs with System Access are visible to the Clearing Member already. If simplified outsourcing has been set up and if the privilege to perform insourcing activities has been assigned to the logged in user, he can initiate requests for transaction or position management out of the Market Participant/DC with System Access position account.

---

 Entitlement
 

---

Four-Eye checks on the Market Participant/DC with System Access side are not supported for simplified outsourcing. For certain requests, Four-Eye checks can be established at the Clearing Member's side.

### FIXML

The insourcing CM needs to send requests from his own queue. The technical user ID is submitted in the FIXML request and the layout of the FIXML messages will be identical to FIXML messages sent by the Market Participant/DC with System Access itself.

## 3.3 Privilege Description

The following chapter provides a brief description of each privilege available for the entitlement of users.

### 3.3.1 Naming Conventions

A privilege ID is used to identify a privilege following a naming convention based on Functional Area, Function and Activity.

Functional Area	Function	Activity
A: User and Member Management	001 – Clearing Transaction Inquire 004 – Give Up	ACC: Accept ADD: Add
B: Reference Data Maintenance		APP: Approve DEC: Decrease
D: Transaction Management		DEL: Delete INC: Increase
E: Position Management		INQ: Inquire MOD: Modify
G: Collateral Management		REJ: Reject REL: Release
I: Risk Protection Management		UPD: Update
Z: Basic Privileges		

---

Example: Privilege Id for 'Give Up Add' would be: D004ADD.

### 3.3.2 Description of Privileges – User and Member Management

This group of privileges contains all privileges needed to perform the management of user entitlement reference data. More privileges will be added in subsequent releases when more user management functions are supported in C7.

#### 3.3.2.1 A001: Internal User Management

Privilege ID	Privilege Type	Privilege Description
--------------	----------------	-----------------------

## Entitlement

A001INQ	Account Independent	<u>Internal User Inquire</u> A user is enabled to inquire about entitlement reference data of any user of its own Member.
A001UPD	Account Independent	<u>User Password Reset</u> A user is enabled to reset password of any user of its own Member.  Please note, change in entitlement level of this privilege does not have immediate effect. It is effective only after next login of affected user into C7 Clearing GUI.

## 3.3.2.2 A002: Internal User Entitlement Management

Privilege ID	Privilege Type	Privilege Description
A002UPD	Account Independent	<u>Internal User Entitlement Update</u> A user with this privilege assigned is enabled to manage entitlement settings of <u>any user of its own Member</u> which includes <ul style="list-style-type: none"> <li>• Assignment of Roles</li> <li>• Modification of entitlement settings</li> <li>• De-assignment of Roles</li> </ul> A user is not allowed to manage his own entitlement settings.  A user with this privilege assigned is enabled to create and delete users for its own Member.
A002INQ	Account Independent	<u>Internal User Entitlement Inquire</u> A user is enabled to inquire about the entitlement settings of any User of its own Member. It is recommended to have this privilege assigned in order to perform functionalities offered by assignment of A002UPD privilege.

## 3.3.2.3 A010: Simplified Outsourcing Capability (Clearing Member only)

Privilege ID	Privilege Type	Privilege Description
A010MOD	Account Independent	<u>Simplified Outsourcing Capability</u> This privilege allows an initiating user of a Clearing Member to perform all position and transaction management functions on accounts of its Market Participants and DCs with System Access as defined

---

Entitlement

---

---

on a corresponding Market Participant/DC with  
System Access user ID.<sup>1</sup>

---

---

<sup>1</sup> An improved and simplified outsourcing functionality is supported by providing a technical user ID for which the entitlement to privileges being part of the “outsourcing agreement” is given thus allowing Market Participant/DC with System Access to outsource functionality to their CM.

## Entitlement

**3.3.2.4 A011: Internal Pending Four-Eye Inquire – Service Administrator**

Privilege ID	Privilege Type	Privilege Description
A011INQ	Account Independent	<u>Internal Pending Four-Eye Inquire – Service Administrator</u> A user is enabled to inquire about the details of user and Member maintenance related pending Four-Eye requests initiated either by an authorized clearing house user or by any user of its own Member.

**3.3.2.5 A013: Risk Protection Inquire**

Privilege ID	Privilege Type	Privilege Description
A013INQ	Account Independent	<u>Risk Protection Inquire</u> A user is enabled to inquire about the data related to risk protection e.g., Risk Limits.

**3.3.2.6 A013: Participant Stop/Release**

Privilege ID	Privilege Type	Privilege Description
A013REL	Account Independent	<u>Participant Stop/Release</u> This privilege allows an initiating user of a Clearing Member to stop or release its Market Participant, DC with System Access and Basic DC.

**3.3.2.7 A014: Risk Limit Maintenance**

Privilege ID	Privilege Type	Privilege Description
A014MAI	Account Independent	<u>Risk Limit Maintenance</u> A user is enabled to maintain Risk Limits of its own Member or related Market Participant, DC with System Access and Basic DC.

**3.3.2.8 A015: Risk Protection Four-Eye Inquire**

Privilege ID	Privilege Type	Privilege Description
A015INQ	Account Independent	<u>Risk Protection Four-Eye Inquire</u> A user is enabled to inquire about the details of pending Four-Eye requests related to risk protection initiated by any user of its own Member.

## Entitlement

**3.3.2.9 A017: Risk Protection Participant Email Inquire**

Privilege ID	Privilege Type	Privilege Description
A017INQ	Account Independent	<u>Risk Protection Participant Email Inquire</u> A user is enabled to inquire about an email address of its own Member, set for risk protection email notifications.

**3.3.3 Description of Privileges – Reference Data Maintenance**

This group of privileges contains all privileges needed to perform the maintenance of reference data.

**3.3.3.1 B002: Account Inquire**

Privilege ID	Privilege Type	Privilege Description
B002INQ	Account Independent	<u>Account Inquire</u> A user is allowed to inquire about information about the accounts and the risk netting units of its Member.

**3.3.3.2 B003: Automatic Processing Rule Management – Close Out**

Privilege ID	Privilege Type	Privilege Description
B003MOD	Account dependent	<u>Automatic Processing Rules - Close Out Modify</u> A user is enabled to modify an automation rule of Close Out on any account the user has this privilege for.

**3.3.3.3 B004: Participant Inquire**

Privilege ID	Privilege Type	Privilege Description
B004INQ	Account Independent	<u>Participant Inquire</u> A user is enabled to inquire detailed information about his or her own Member and general information about other Members.

## Entitlement

**3.3.3.4 B005 Capacity Definition Inquire**

Privilege ID	Privilege Type	Privilege Description
B005INQ	Account Independent	<p><u>Capacity Definition Inquire</u></p> <p>A user is enabled to inquire information about clearing capacities.</p> <p>It is recommended to have this privilege assigned in order to perform any activity related to Product Assignment maintenance.</p>

**3.3.3.5 B006: Product Inquire**

Privilege ID	Privilege Type	Privilege Description
B006INQ	Account Independent	<p><u>Product Inquire</u></p> <p>A user is enabled to inquire about information about products and their assignment to clearing capacities.</p> <p>It is recommended to have this privilege assigned in order to perform any activity related to Product Assignment maintenance.</p>

**3.3.3.6 B007: Capacity Account Assignment Inquire**

Privilege ID	Privilege Type	Privilege Description
B007INQ	Account Independent	<p><u>Capacity Account Assignment Inquire</u></p> <p>A user is enabled to inquire about information about clearing capacities assigned to accounts of its own Member and related Market Participant, DC with System Access and Basic DC.</p> <p>It is recommended to have this privilege assigned in order to perform any activity related to Product Assignment maintenance.</p>

**3.3.3.7 B008: Product Account Assignment Maintenance**

Privilege ID	Privilege Type	Privilege Description
B008INQ	Account Independent	<p><u>Product Account Assignment Inquire</u></p> <p>A user is enabled to inquire information about products assigned to accounts of its own Member and related Market Participant, DC with System Access and Basic DC.</p>

## Entitlement

Privilege ID	Privilege Type	Privilege Description
		It is recommended to have this privilege assigned in order to perform any activity related to Product Assignment maintenance.
B008MAI	Account Independent	<u>Product Account Assignment Maintenance (Clearing Member only)</u> A user is enabled to assign or de-assign products to/from accounts of its own Member and related Market Participant, DC with System Access and Basic DC.

## 3.3.3.8 B009: Clearing Relationship Maintenance

Privilege ID	Privilege Type	Privilege Description
B009INQ	Account Independent	<u>Clearing Relation Inquire</u> A user is enabled to inquire information about clearing relations related to its own Member and related Market Participant, DC with System Access and Basic DC.  It is recommended to have this privilege assigned in order to perform any activity related to Product Assignment maintenance and Give Up/Take Up Automatic Accept parameters maintenance.
B009MAI	Account Independent	<u>Give Up/Take Up Auto Accept Maintenance (Clearing Member only)</u> A user is enabled to maintain Give Up/Take Up Automatic Accept parameters for its own Member's clearing relationships.

## 3.3.3.9 B010: Reference Data Pending Four-Eye Inquire

Privilege ID	Privilege Type	Privilege Description
B010INQ	Account Independent	<u>Reference Data Pending Four-Eye Inquire</u> A user is enabled to inquire pending Four-Eye requests related to reference data maintenance (e.g. Give Up/Take Up Auto Accept parameters maintenance).  It is recommended to have this privilege assigned in order to perform any activity in area of Reference Data Maintenance.

## Entitlement

**3.3.3.10 B012: Outsourcing Relationship Inquire**

Privilege ID	Privilege Type	Privilege Description
B012INQ	Account Independent	<u>Outsourcing Relationship Inquire</u> A user is enabled to inquire information about all outsourcing relationships related to its own Member.

**3.3.4 Description of Privileges - Transaction Management**

This group of privileges contains all privileges needed to perform the management of clearing transactions. More privileges will be added in subsequent releases when additional transaction management functions are supported in C7.

**3.3.4.1 D001: Clearing Transaction Inquire**

Privilege ID	Privilege Type	Privilege Description
D001INQ	Account Independent	<u>Clearing Transaction Inquire</u> A user is enabled to inquire about clearing transactions.  It is recommended to have this privilege assigned in order to perform any activity on clearing transactions (Functional Area Transaction Management).

**3.3.4.2 D002: Transaction Account Transfer**

Privilege ID	Privilege Type	Privilege Description
D002ADD	Account dependent	<u>Transaction Account Transfer Add</u> Having this privilege assigned, the user is enabled to transfer a clearing transaction from and into any applicable account of the member the user belongs to (including accounts of its registered customers). Consequently, the user needs to have this privilege for source and target account to perform a Transaction Account Transfer successfully.

**3.3.4.3 D003: Transaction Separation**

Privilege ID	Privilege Type	Privilege Description
D003ADD	Account dependent	<u>Transaction Separation Add</u> A user is enabled to enter a Transaction Separation for any clearing transaction in any account the user has this privilege for.

## Entitlement

## 3.3.4.4 D004: Give-up

Privilege ID	Privilege Type	Privilege Description
D004ADD	Account dependent	<u>Give-up Add</u> A user is enabled to enter a Give-up (initiator) for any clearing transaction in any applicable account the user has this privilege for.
D004DEL	Account dependent	<u>Give-up Delete</u> As long as not all involved Members agree on the Give-up by accepting (receiving Member) or approving (Clearing Member Level) the user of the initiating Member is enabled to delete a pending Give-up for any clearing transaction in any applicable account the user has this privilege for.
D004APP	Account Independent	<u>Give-up Approve / Deny (Clearing Member only)</u> A user is enabled to approve or deny a Give-up in its role as Clearing Member.
D004INQ	Account Independent	<u>Give-up Inquire</u> A user is enabled to inquire about pending Give-up transactions.  It is recommended to have this privilege assigned in order to perform functionalities offered by assignment of other privileges out of this group (D004).

## 3.3.4.5 D005: Take-up

Privilege ID	Privilege Type	Privilege Description
D005APP	Account Independent	<u>Take-up Approve / Deny (Clearing Member only)</u> A user is enabled to approve or deny a Take-up in its role as Clearing Member.
D005ACC	Account dependent	<u>Take-up Accept</u> A user is enabled to accept a Take-up to any applicable account the user has this privilege for.  The privilege also entitles the user to perform all possible adjustments (e.g., O/C adjustment, target account or text adjustment etc.) while accepting a Take-up independent on whether the user has the dedicated privilege (e.g., D006 'Transaction Open/Close Adjustment') for the particular modification event assigned or not.

## Entitlement

D005INQ	Account Independent	<u>Take-up Inquire</u> A User is enabled to inquire about pending Take-up transactions.  It is recommended to have this privilege assigned in order to perform functionalities offered by assignment of other privileges out of this group (D005).
D005REJ	Account Independent	<u>Take-up Reject</u> A user is enabled to reject a Take Up sent to its participant.

### 3.3.4.6 D006: Transaction Open/ Close Adjustment

Privilege ID	Privilege Type	Privilege Description
D006ADD	Account dependent	<u>Transaction Open / Close Adjustment Add</u> A User is enabled to change the open/ close indicator on every clearing transaction in any account the user has this privilege for.

### 3.3.4.7 D007: Transaction Adjustment

Privilege ID	Privilege Type	Privilege Description
D007ADD	Account dependent	<u>Transaction Adjustment Add</u> A User is enabled to modify available transaction text fields for any clearing transaction in any account the user has this privilege for. (Adjustable fields include KRX specific fields as well as the rate identifier.) This includes the initial entry of text field information as well as the modification and deletion of previously entered information.

### 3.3.4.8 D008: Average Pricing

Privilege ID	Privilege Type	Privilege Description
D008ADD	Account dependent	<u>Average Pricing Add</u> A User is enabled to merge certain transactions into one transaction with a resulting average price in any account the user has this privilege for.  Please note: Privilege D008ADD Average Pricing Add is not available for ECC clearing house.

## Entitlement

**3.3.4.9 D009: Average Pricing – Demerge**

Privilege ID	Privilege Type	Privilege Description
D009ADD	Account dependent	<p><u>Average Pricing - Demerge Add</u></p> <p>A User is enabled to undo a processed merge of transactions (for purpose of average pricing D008) in any account the user has this privilege for.</p> <p>Please note: Privilege D009ADD Average Pricing – Demerge Add is not available for ECC clearing house.</p>

**3.3.4.10 D010 – D11: Value Based Average Pricing**

Privilege ID	Privilege Type	Privilege Description
D010ADD	Account Independent	<p><u>Value Based Average Pricing Add</u></p> <p>A User is enabled to create value based average priced transactions.</p> <p>It is recommended to have this privilege assigned together with privileges D010MAI and D011ADD.</p> <p>Please note: Privilege D010ADD Value Based Average Pricing Add is not available for ECC clearing house.</p>
D010MAI	Account Independent	<p><u>Value Based Average Pricing Group Maintenance</u></p> <p>A User is enabled to create groups, assign/add transactions to a group, de-assign/remove transactions from a group.</p> <p>It is recommended to have this privilege assigned together with privileges D010ADD and D011ADD.</p> <p>Please note: Privilege D010MAI Value Based Average Pricing Group Maintenance is not available for ECC clearing house.</p>
D011ADD	Account Independent	<p><u>Value Based Average Pricing Cancel</u></p> <p>A User is enabled to cancel value based average priced transactions.</p> <p>It is recommended to have this privilege assigned together with privileges D010ADD and D010MAI.</p> <p>Please note: Privilege D011ADD Value Based Average Pricing Cancel is not available for ECC clearing house.</p>

## Entitlement

### 3.3.5 Description of Privileges - Position Management

This group of privileges contains all privileges needed to perform the management of positions. More privileges will be added in subsequent releases when additional position management functions are supported in C7.

#### 3.3.5.1 E001: Position Inquire

Privilege ID	Privilege Type	Privilege Description
E001INQ	Account Independent	<p><u>Position Inquire</u></p> <p>A User is allowed to inquire about all positions independent of the account.</p> <p>It is recommended to have this privilege assigned in order to perform activities on positions (Functional Area Position Management.)</p>

#### 3.3.5.2 E002: Position Transfer

Privilege ID	Privilege Type	Privilege Description
E002ADD	Account dependent	<p><u>Position Transfer Add</u></p> <p>A User is enabled to initiate a Position Transfer to an account owned by another Member for every position in any applicable account the user has this privilege for.</p>
E002DEL	Account dependent	<p><u>Position Transfer Delete</u></p> <p>As long as not all involved Members agree on the Position Transfer by accepting (receiving Member) or approving (Clearing Member Level) the user of the initiating Member is enabled to delete a Position Transfer for any positions in any applicable account the user has this privilege for.</p>
E002APP	Account Independent	<p><u>Position Transfer Approve / Deny</u> <b><u>(Clearing Member only)</u></b></p> <p>A User is enabled to approve or deny a Position Transfer in its role as Clearing Member.</p>
E002ACC	Account dependent	<p><u>Position Transfer Accept</u></p> <p>A user is enabled to accept a Position Transfer to any applicable account the user has this privilege for.</p> <p>The privilege also entitles the user to perform all possible adjustments on the 'positions to be transferred' while accepting a Position Transfer independent on whether the user has the dedicated privilege for the particular modification event assigned or not.</p>

## Entitlement

Privilege ID	Privilege Type	Privilege Description
E002REJ	Account Independent	<p><u>Position Transfer Reject</u></p> <p>A user is enabled to reject a Position Transfer sent to its participant.</p>
E002INQ	Account Independent	<p><u>Position Transfer Inquire</u></p> <p>A user is enabled to inquire about all details of requests for pending Position Transfers with and without Cash.</p> <p>It is recommended to have this privilege assigned in order to perform functionality offered by assignment of other privileges out of the groups 'Position Transfer' (E002) and 'Position Transfer with Cash' (E003).</p>

### 3.3.5.3 E003: Position Transfer with Cash

Privilege ID	Privilege Type	Privilege Description
E003ADD	Account dependent	<p><u>Position Transfer with Cash Add</u></p> <p>A User is enabled to initiate a Position Transfer with Cash (for one or multiple positions) to an account owned by another Member for every position in any applicable account the user has this privilege for.</p>
E003DEL	Account dependent	<p><u>Position Transfer with Cash Delete</u></p> <p>As long as not all involved Members agreed on the Position Transfer with Cash by accepting (receiving Member) or approving (Clearing Member Level) the user of the initiating Member is enabled to delete a Position Transfer with Cash for any positions in any applicable account the user has this privilege for.</p>
E003APP	Account Independent	<p><u>Position Transfer with Cash Approve / Deny</u> <b>(Clearing Member only)</b></p> <p>A user is allowed to approve or deny a Position Transfer with Cash in its role as Clearing Member.</p>
E003ACC	Account dependent	<p><u>Position Transfer with Cash Accept</u></p> <p>A user is enabled to accept a Position Transfer with Cash to any account the user has this privilege for.</p> <p>The privilege also entitles the user to perform all possible adjustments on the 'positions to be transferred' while accepting a Position Transfer with Cash independent on whether the user has the dedicated privilege for the particular modification event assigned or not.</p>

## Entitlement

Privilege ID	Privilege Type	Privilege Description
E003REJ	Account Independent	<u>Position Transfer with Cash Reject</u> A user is enabled to reject a Position Transfer sent to its participant.

**3.3.5.4 E008: Internal Position Transfer**

Privilege ID	Privilege Type	Privilege Description
E008ADD	Account dependent	<u>Internal Position Transfer Add</u> The user is enabled to initiate a Position Transfer (full or partial) from and into any applicable account the user has this privilege for. Consequently, the user needs to have this privilege for source and target account to perform an Internal Position Transfer successfully.

**3.3.5.5 E009: Position Close-out**

Privilege ID	Privilege Type	Privilege Description
E009ADD	Account dependent	<u>Position Close-out Add</u> A user is enabled to perform a close-out on positions in any account the user has this privilege for.

**3.3.5.6 E010: Position Re-open – restricted**

Privilege ID	Privilege Type	Privilege Description
E010ADD	Account dependent	<u>Position Re-open - restricted Add</u> A user is enabled to initiate a re-opening of positions in any account the user has this privilege for.

**3.3.5.7 E012: Exercise & Assignment Inquire**

Privilege ID	Privilege Type	Privilege Description
E012INQ	Account Independent	<u>Exercise / Assignment Delivery Inquire</u> A user is enabled to inquire about all positions with regard to exercise and assignment information (e.g.: exercised, unexercised, pending, etc.).  It is recommended to have this privilege assigned in order to perform functionality offered by assignment of other privileges out of the groups 'In-the-money

## Entitlement

Exercise (E013) and 'Out-of-the-money Exercise' (E014).

### 3.3.5.8 E013: In-the-money Exercise

Privilege ID	Privilege Type	Privilege Description
E013INC	Account dependent	<u>In-the-money Exercise Increase</u> A user is enabled to increase the exercise quantity for all 'in-the-money' option positions on any account the user has this privilege for
E013DEC	Account dependent	<u>In-the-money Exercise Decrease</u> A user is enabled to reduce the exercise quantity for all 'in-the-money' option positions on any account the user has this privilege for

### 3.3.5.9 E014: Out-of-the-money Exercise

Privilege ID	Privilege Type	Privilege Description
E014INC	Account dependent	<u>Out-of-the-money Exercise Increase</u> A user is enabled to increase the exercise quantity for all 'out-of-the-money' and 'at-the-money' option positions on any account the user has this privilege for.
E014DEC	Account dependent	<u>Out-of-the-money Exercise Decrease</u> A user is enabled to reduce the exercise quantity for all 'out-of-the-money' and 'at-the-money' option positions on any account the user has this privilege for.

### 3.3.5.10 E015: Abandonment of Automatic Exercise

Privilege ID	Privilege Type	Privilege Description
E015INC	Account dependent	<u>Abandonment from Automatic Exercise Increase</u> A user is enabled to increase specific quantity of a cleared instrument to be excluded from automatic exercise processing for any position in any account the user has this privilege for.
E015DEC	Account dependent	<u>Abandonment from Automatic Exercise Decrease</u> A user is enabled to decrease specific quantity of a cleared instrument to be excluded from automatic exercise processing for any position in any account the user has this privilege for.

## Entitlement

Privilege ID	Privilege Type	Privilege Description
--------------	----------------	-----------------------

## 3.3.5.11 E016: Notification (Clearing Member only)

Privilege ID	Privilege Type	Privilege Description
E016INC	Account Independent	<u>Notification Increase</u> A user is enabled to increase the notified quantity.
E016DEC	Account Independent	<u>Notification Decrease</u> A user is enabled to decrease the notified quantity.
E016INQ	Account Independent	<u>Notification Inquire</u> A user is enabled to inquire about notification details of all future positions.  It is recommended to have this privilege assigned in order to perform functionality offered by assignment of other privileges out of this group (E016).

## 3.3.5.12 E017: In the Money (ITM) Configuration Management

Privilege ID	Privilege Type	Privilege Description
E017ADD	Account dependent	<u>ITM Parameter Add</u> A user is enabled to add ITM parameter (ITM configuration) for automatic exercise on any account the user has this privilege for.
E017MOD	Account dependent	<u>ITM Parameter Modify</u> A user is enabled to modify ITM parameter (ITM configuration) for automatic exercise on any account the user has this privilege for.
E017DEL	Account dependent	<u>ITM Parameter Delete</u> A user is enabled to delete ITM parameter (ITM configuration) for automatic exercise on any account the user has this privilege for.
E017INQ	Account Independent	<u>ITM Parameter Inquire</u> A user is enabled to inquire about ITM configuration details.  It is recommended to have this privilege assigned in order to perform functionality offered by assignment of privileges out of this group (E017).

## Entitlement

**3.3.5.13 E018: Pending Four-Eye Inquire**

Privilege ID	Privilege Type	Privilege Description
E018INQ	Account Independent	<u>Pending Four-Eye Inquire</u> A user is enabled to inquire about the details of pending Four-Eye requests related to the management of positions and transactions of its own Member.

**3.3.5.14 E022: Delivery Inquire (Clearing Member only)**

Privilege ID	Privilege Type	Privilege Description
E022INQ	Account Independent	<u>Notification/ Allocation Delivery Inquire</u> A user is enabled to inquire about settlement details concerning the physical delivery for notified and allocated positions.

**3.3.5.15 E023: Product Phase Inquire**

Privilege ID	Privilege Type	Privilege Description
E023INQ	Account Independent	<u>Product Phase Inquire</u> A user is enabled to inquire about current product phases.

**3.3.5.16 E025: Settlement Price Inquire**

Privilege ID	Privilege Type	Privilege Description
E025INQ	Account Independent	<u>Settlement Price Inquire</u> A user is enabled to inquire information about settlement prices.

**3.3.5.17 E026: Deliverable Overview Inquire**

Privilege ID	Privilege Type	Privilege Description
E026INQ	Account Independent	<u>Deliverable Overview Inquire</u> A user is enabled to inquire information about available deliverable bonds.

## Entitlement

### 3.3.6 Description of Privileges – Collateral Management

#### 3.3.6.1 G001: Collateral Position and Transaction Inquire

Privilege ID	Privilege Type	Privilege Description
G001INQ	Account Independent	<p><u>Collateral Position and Transaction Inquire</u></p> <p>A user is enabled to inquire about all collateral positions and transactions for all collaterals pools owned and sponsored by its own Member.</p> <p>It is recommended to have this privilege assigned in order to perform collateral transaction entries and collateral maintenance.</p>

#### 3.3.6.2 G001: Collateral Cash Deposit

Privilege ID	Privilege Type	Privilege Description
G001ADD	Account Independent	<p><u>Collateral Cash Deposit Add</u></p> <p>A user is enabled to initiate a cash deposit collateral transaction with <u>an amount less than below</u> or equal to <u>the defined high limit for a specific 250 000 000 in all currencyies</u>. Cash deposit entries with <u>an amount between the high and maximum limits for a 250 000 000.01 and 500 000 000 in all currencyies</u> are always subject of four eyes approval. Cash deposit entries with <u>an amount higher than the maximum limit 500 000 000 in for all currencyies</u> are not allowed and must be separated into multiple cash deposit entries. <u>Both the high and maximum limit values are published in the C7 – Collateral Management Functional Guide.</u></p>
G001DEL	Account Independent	<p><u>Collateral Cash Deposit Delete</u></p> <p>A user is enabled to delete a cash deposit collateral transaction.</p>
G001APP	Account Independent	<p><u>Collateral Cash Deposit Approve</u></p> <p>A user is enabled to approve pending cash deposit collateral transaction.</p>
G001REJ	Account Independent	<p><u>Collateral Cash Deposit Reject</u></p> <p>A user is enabled to reject pending cash deposit collateral transaction.</p>

## Entitlement

**3.3.6.3 G002: Collateral Cash Withdrawal**

Privilege ID	Privilege Type	Privilege Description
G002ADD	Account Independent	<u>Collateral Cash Withdrawal Add</u> A user is enabled to initiate a cash withdrawal collateral transaction.
G002DEL	Account Independent	<u>Collateral Cash Withdrawal Delete</u> A user is enabled to delete a cash withdrawal collateral transaction.
G002APP	Account Independent	<u>Collateral Cash Withdrawal Approve</u> A user is enabled to approve pending cash withdrawal collateral transaction.
G002REJ	Account Independent	<u>Collateral Cash Withdrawal Reject</u> A user is enabled to reject pending cash withdrawal collateral transaction.

**3.3.6.4 G004: Collateral Security Withdrawal**

Privilege ID	Privilege Type	Privilege Description
G004ADD	Account Independent	<u>Collateral Security Withdrawal Add</u> A user is enabled to initiate a security withdrawal collateral transaction.
G004DEL	Account Independent	<u>Collateral Security Withdrawal Delete</u> A user is enabled to delete a security withdrawal collateral transaction.
G004APP	Account Independent	<u>Collateral Security Withdrawal Approve</u> A user is enabled to approve pending security withdrawal collateral transaction.
G004REJ	Account Independent	<u>Collateral Security Withdrawal Reject</u> A user is enabled to reject pending security withdrawal collateral transaction.

**3.3.6.5 G006: Collateral Claim Decrease**

Privilege ID	Privilege Type	Privilege Description
G006DEL	Account Independent	<u>Collateral Claim Decrease Delete</u> A user is enabled to delete a claim decrease collateral transaction.

## Entitlement

G006APP	Account Independent	<u>Collateral Claim Decrease Approve</u> A user is enabled to approve pending claim decrease collateral transaction.
G006REJ	Account Independent	<u>Collateral Claim Decrease Reject</u> A user is enabled to reject pending claim decrease collateral transaction.

**3.3.6.6 G011: Collateral Pending Four Eyes Inquire**

Privilege ID	Privilege Type	Privilege Description
G011INQ	Account Independent	<u>Collateral Pending Four Eyes Inquire</u> A user is enabled to inquire about the details of pending Four-Eye requests related to the collateral management of positions and transactions of its own Member.  It is recommended to have this privilege assigned in order to perform actions under four eyes principle protection (e.g. collateral maintenance).

**3.3.6.7 G016: Collateral Account Inquire**

Privilege ID	Privilege Type	Privilege Description
G016INQ	Account Independent	<u>Collateral Account Inquire</u> A user is enabled to inquire about the collateral accounts.

**3.3.6.8 G017: Collateral Pool Inquire**

Privilege ID	Privilege Type	Privilege Description
G017INQ	Account Independent	<u>Collateral Pool Inquire</u> A user is enabled to inquire about the structure of collateral master pool and related collateral sub-pools.

**3.3.6.9 G018: Collateral Transfer Add**

Privilege ID	Privilege Type	Privilege Description
G018ADD	Account Independent	<u>Collateral Transfer Add</u>

## Entitlement

A user is enabled to transfer collateral between collateral master pool and collateral sub-pools via GUI or by uploading CVR (Collateral Value Report) file.

### 3.3.6.10 G019: Margin Requirement Inquire

Privilege ID	Privilege Type	Privilege Description
G019INQ	Account Independent	<u>Margin Requirement Inquire</u> A user is enabled to inquire information about margin requirements.

### 3.3.6.11 G025: Collateral Security Inquire

Privilege ID	Privilege Type	Privilege Description
G025INQ	Account Independent	<u>Collateral Security Inquire</u> A user is enabled to inquire information about collateral securities.

### 3.3.6.12 G026 - G027: Overcollateralization Run Maintenance

Privilege ID	Privilege Type	Privilege Description
G026ADD	Account Independent	<u>Overcollateralization Run Add</u> A user is enabled to schedule overcollateralization runs.
G026DEL	Account Independent	<u>Overcollateralization Run Discard</u> A user is enabled to discard future overcollateralization runs.
G026APP	Account Independent	<u>Overcollateralization Run Approve</u> A user is enabled to approve pending overcollateralization run.
G026REJ	Account Independent	<u>Overcollateralization Run Reject</u> A user is enabled to reject pending overcollateralization run.
G026INQ	Account Independent	<u>Overcollateralization Run Inquire</u> A user is enabled to inquire information about overcollateralization runs.

It is recommended to have this privilege assigned in order to perform actions related to overcollateralization run maintenance.

## Entitlement

G027INQ	Account Independent	<p><u>Overcollateralization Run Pending Four Eyes Inquire</u> A user is enabled to inquire about the details of pending Four-Eye requests related to overcollateralization run maintenance.</p> <p>It is recommended to have this privilege assigned in order to perform actions under four eyes principle protection related to overcollateralization run maintenance.</p>
---------	---------------------	---

**3.3.6.13 G033: Collateral Pool Multiplier**

<u>Privilege ID</u>	<u>Privilege Type</u>	<u>Privilege Description</u>
<u>G033INQ</u>	<u>Account dependent</u>	<u>Collateral Pool Multiplier Inquire</u> A user is enabled to inquire information about multiplier rate and multiplier amount for specific collateral pool(s).
<u>G033MAI</u>	<u>Account dependent</u>	<u>Collateral Pool Multiplier Maintenance</u> A user is enabled to maintain multiplier rate and/or multiplier amount.

**3.3.7 Description of Privileges – Risk Protection Management****3.3.7.1 I001: Risk Protection Management**

<b>Privilege ID</b>	<b>Privilege Type</b>	<b>Privilege Description</b>
I001INQ	Account Independent	<u>Net Position Limit Inquire</u> A user is enabled to inquire about net position limits settings.
I001MOD	Account Independent	<u>Net Position Limit Modification</u> <b>(Clearing Member Only)</b> A user of a Clearing Member is enabled to modify net position limits for its participants (Market Participant, DC with System Access and Basic DC).

**3.3.7.2 I002: FX Member Release (Clearing Member only)**

<b>Privilege ID</b>	<b>Privilege Type</b>	<b>Privilege Description</b>
I002REL	Account Independent	<u>FX Member Release</u>

## Entitlement

A user of a Clearing Member is enabled to release its own participants halted due to Net Position Limit violation allowing the participant to trade 23 hours eligible FX products again.

### 3.3.8 Description of Privileges - Basic Privileges

The following privileges are assigned automatically to each user and cannot be restricted.

#### 3.3.8.1 Z001: Login/Logoff

Privilege ID	Privilege Type	Privilege Description
Z001BAS	BASIC	<u>Login / Logoff</u> A user is able to login and logoff.

#### 3.3.8.2 Z003: Inquire own Entitlements

Privilege ID	Privilege Type	Privilege Description
Z003BAS	BASIC	<u>Inquire own Entitlements</u> A user is enabled to inquire about all own entitlements.

#### 3.3.8.3 Z004: Inquire News

Privilege ID	Privilege Type	Privilege Description
Z004BAS	BASIC	<u>Inquire News</u> A user is enabled to inquire about news once available with future releases.

#### 3.3.8.4 Z005: Inquire Own Initiated Pending Four-Eye

Privilege ID	Privilege Type	Privilege Description
Z005BAS	BASIC	<u>Inquire Own initiated Pending Four-Eye</u> A user is enabled to inquire about the details of pending Four-Eye requests initiated by him during user and member maintenance.

## 3.4 Privilege Role Assignment

In the following chapters the assignment of privileges to roles is given. The assignment specifies which privileges are given to users with which default entitlements when a certain role is assigned to the user.

---

 Entitlement
 

---

The structure of the tables is as follows:

- Privilege ID: unique identifier of the privilege, displayed on the GUI
- Privilege Description: descriptive name of the privilege, displayed on the GUI
- Privilege Type: specifies whether the privilege can be assigned with different entitlement levels on different accounts (Account dependent') or whether it is always applied with the same entitlement level on all applicable accounts for the Member ('Account Independent')
- Four-Eye Applicability: specifies whether for the privilege a Four-Eye processing is supported allowing for a higher granularity with regard to entitlement levels when assigning roles to users.

### 3.4.1 Position and Transaction Manager

Privileges contained in this role have the following characteristics in common:

- Default account range for all "Account dependent" Privileges in the Role Definition is set to "all accounts the Member is account owner for".
- Default Entitlement Level for all Privileges in the Role Definition is set to "3".

Please note: Privileges D008ADD Average Pricing Add and D009ADD Average Pricing – Demerge Add and related functionalities are not available for ECC clearing house.

Privilege ID	Privilege Description	Privilege Type	Four-Eye Applicability
A010MOD	Simplified Outsourcing Capability	Account independent	NO
B002INQ	Account Inquire	Account independent	NO
B003MOD	Automatic Processing Rules - Close Out Modify	Account dependent	YES
D001INQ	Clearing Transaction Inquire	Account independent	NO
D002ADD	Transaction Account Transfer Add	Account dependent	NO
D003ADD	Transaction Separation Add	Account dependent	NO
D004ADD	Give-up Add	Account dependent	NO
D004DEL	Give-up Delete	Account dependent	NO
D004INQ	Give-up Inquire	Account independent	NO
D005ACC	Take-up Accept	Account dependent	NO

## Entitlement

Privilege ID	Privilege Description	Privilege Type	Four-Eye Applicability
D005INQ	Take-up Inquire	Account independent	NO
D005REJ	Take-up Reject	Account independent	NO
D006ADD	Transaction Open / Close Adjustment Add	Account dependent	NO
D007ADD	Transaction Adjustment Add	Account dependent	NO
D008ADD	Average Pricing Add	Account dependent	NO
D009ADD	Average Pricing - Demerge Add	Account dependent	NO
D010ADD	Value Based Average Pricing Add	Account independent	NO
D010MAI	Value Based Average Pricing Group Maintenance	Account independent	NO
D011ADD	Value Based Average Pricing Cancel	Account independent	NO
E001INQ	Position Inquire	Account independent	NO
E002ADD	Position Transfer Add	Account dependent	NO
E002DEL	Position Transfer Delete	Account dependent	NO
E002REJ	Position Transfer Reject	Account independent	NO
E002ACC	Position Transfer Accept	Account dependent	NO
E002INQ	Position Transfer Inquire	Account independent	NO
E003ADD	Position Transfer with Cash Add	Account dependent	YES
E003DEL	Position Transfer with Cash Delete	Account dependent	YES
E003REJ	Position Transfer with Cash Reject	Account independent	YES
E003ACC	Position Transfer with Cash Accept	Account dependent	YES
E008ADD	Internal Position Transfer Add	Account dependent	NO

## Entitlement

Privilege ID	Privilege Description	Privilege Type	Four-Eye Applicability
E009ADD	Position Close-out Add	Account dependent	NO
E010ADD	Position Re-open - restricted Add	Account dependent	NO
E012INQ	Exercise / Assignment Delivery Inquire	Account independent	NO
E013INC	In-the-money exercise Increase	Account dependent	YES
E013DEC	In-the-money exercise Decrease	Account dependent	YES
E014INC	Out-of-the-money exercise Increase	Account dependent	YES
E014DEC	Out-of-the-money exercise Decrease	Account dependent	YES
E015INC	Abandonment from Automatic Exercise Increase	Account dependent	YES
E015DEC	Abandonment from Automatic Exercise Decrease	Account dependent	YES
E017ADD	In-the-money Parameter Add	Account dependent	NO
E017MOD	In-the-money Parameter Modify	Account dependent	NO
E017DEL	In-the-money Parameter Delete	Account dependent	NO
E017INQ	In-the-money Parameter Inquire	Account independent	NO
E018INQ	Pending Four-Eye Inquire	Account independent	NO
E023INQ	Product Phase Inquire	Account independent	NO
E025INQ	Settlement Price Inquire	Account independent	NO
E026INQ	Deliverable Overview Inquire	Account independent	NO

### 3.4.2 Position and Transaction Manager View only

Privileges contained in this role have the following characteristics in common:

## Entitlement

- Default Entitlement Level for all Privileges in the Role Definition is set to “3”.

Privilege ID	Privilege Description	Privilege Type	Four-Eye Applicability
B002INQ	Account Inquire	Account independent	NO
D001INQ	Clearing Transaction Inquire	Account independent	NO
D004INQ	Give-up Inquire	Account independent	NO
D005INQ	Take-up Inquire	Account independent	NO
E001INQ	Position Inquire	Account independent	NO
E002INQ	Position Transfer Inquire	Account independent	NO
E012INQ	Exercise / Assignment Delivery Inquire	Account independent	NO
E017INQ	In-the-money Parameter Inquire	Account independent	NO
E023INQ	Product Phase Inquire	Account independent	NO
E025INQ	Settlement Price Inquire	Account independent	NO
E026INQ	Deliverable Overview Inquire	Account independent	NO

### 3.4.3 Clearing Manager

Privileges contained in this role have the following characteristics in common:

- Default Entitlement Level for all Privileges in the Role Definition is set to “3”.

Privilege ID	Privilege Description	Privilege Type	Four-Eye Applicability
D004APP	Give-up Approve / Deny	Account independent	NO
D005APP	Take-up Approve / Deny	Account independent	NO
E002APP	Position Transfer Approve / Deny	Account independent	NO

## Entitlement

Privilege ID	Privilege Description	Privilege Type	Four-Eye Applicability
E003APP	Position Transfer with Cash Approve / Deny	Account independent	YES
E016INC	Notification Increase	Account independent	NO
E016DEC	Notification Decrease	Account independent	NO
E016INQ	Notification Inquire	Account independent	NO
E022INQ	Notification/ Allocation Delivery Inquire	Account independent	NO

### 3.4.4 Clearing Manager View only

Privileges contained in this role have the following characteristics in common:

- Default Entitlement Level for all Privileges in the Role Definition is set to “3”.

Privilege ID	Privilege Description	Privilege Type	Four-Eye Applicability
E016INQ	Notification Inquire	Account independent	NO
E022INQ	Notification/ Allocation Delivery Inquire	Account independent	NO

### 3.4.5 Service Administrator

Privileges contained in this role have the following characteristics in common:

- Default Entitlement Level for all Privileges in the Role Definition is set to “3”.

Privilege ID	Privilege Description	Privilege Type	Four-Eye Applicability
A001INQ	Internal User Inquire	Account independent	NO
A001UPD	User Password Reset	Account independent	NO

## Entitlement

Privilege ID	Privilege Description	Privilege Type	Four-Eye Applicability
A002UPD	Internal User Entitlement Update	Account independent	YES
A002INQ	Internal User Entitlement Inquire	Account independent	NO
A011INQ	Internal Pending Four-Eye Inquire – Service Administrator	Account independent	NO
B004INQ	Participant Inquire	Account independent	NO
B005INQ	Capacity Definition Inquire	Account independent	NO
B006INQ	Product Inquire	Account independent	NO
B007INQ	Capacity Account Assignment Inquire	Account independent	NO
B008INQ	Product Account Assignment Inquire	Account independent	NO
B008MAI	Product Account Assignment Maintenance	Account independent	YES
B009INQ	Clearing Relation Inquire	Account independent	NO
B009MAI	Give Up/Take Up Auto Accept Maintenance	Account independent	YES
B010INQ	Reference Data Pending Four-Eye Inquire	Account independent	NO
B012INQ	Outsourcing Relationship Inquire	Account independent	NO

### 3.4.6 Service Administrator View only

Privileges contained in this role have the following characteristics in common:

- Default Entitlement Level for all Privileges in the Role Definition is set to “3”.

Privilege ID	Privilege Description	Privilege Type	Four-Eye Applicability
A001INQ	Internal User Inquire	Account independent	NO
A002INQ	Internal User Entitlement Inquire	Account independent	NO

## Entitlement

Privilege ID	Privilege Description	Privilege Type	Four-Eye Applicability
A011INQ	Internal Pending Four-Eye Inquire – Service Administrator	Account independent	NO
B004INQ	Participant Inquire	Account independent	NO
B005INQ	Capacity Definition Inquire	Account independent	NO
B006INQ	Product Inquire	Account independent	NO
B007INQ	Capacity Account Assignment Inquire	Account independent	NO
B008INQ	Product Account Assignment Inquire	Account independent	NO
B009INQ	Clearing Relation Inquire	Account independent	NO
B010INQ	Reference Data Pending Four-Eye Inquire	Account independent	NO
B012INQ	Outsourcing Relationship Inquire	Account independent	NO

### 3.4.7 Collateral Manager

Privileges contained in this role have the following characteristics in common:

- Default Entitlement Level for all Privileges in the Role Definition is set to “3”.

Privilege ID	Privilege Description	Privilege Type	Four-Eye Applicability
G001ADD	Collateral Cash Deposit Add	Account independent	YES
G001DEL	Collateral Cash Deposit Delete	Account independent	YES
G002ADD	Collateral Cash Withdrawal Add	Account independent	YES
G002DEL	Collateral Cash Withdrawal Delete	Account independent	YES
G004ADD	Collateral Security Withdrawal Add	Account independent	YES
G004DEL	Collateral Security Withdrawal Delete	Account independent	YES

## Entitlement

G006DEL	Collateral Claim Decrease Delete	Account independent	YES
G001INQ	Collateral Position and Transaction Inquire	Account independent	NO
G011INQ	Collateral Pending Four Eyes Inquire	Account independent	NO
G016INQ	Collateral Account Inquire	Account independent	NO
G017INQ	Collateral Pool Inquire	Account independent	NO
G019INQ	Margin Requirement Inquire	Account independent	NO
G025INQ	Collateral Security Inquire	Account independent	NO
G026ADD	Overcollateralization Run Add	Account independent	YES
G026DEL	Overcollateralization Run Discard	Account independent	YES
G026INQ	Overcollateralization Run Inquire	Account independent	NO
G027INQ	Overcollateralization Run Pending Four Eyes Inquire	Account independent	NO
<u>G033INQ</u>	<u>Collateral Pool Multiplier Inquire</u>	<u>Account independent</u>	<u>NO</u>

### 3.4.8 Collateral Manager View Only

Privileges contained in this role have the following characteristics in common:

- Default Entitlement Level for all Privileges in the Role Definition is set to "3".

Privilege ID	Privilege Description	Privilege Type	Four-Eye Applicability
G001INQ	Collateral Position and Transaction Inquire	Account independent	NO
G011INQ	Collateral Pending Four Eyes Inquire	Account independent	NO
G016INQ	Collateral Account Inquire	Account independent	NO
G017INQ	Collateral Pool Inquire	Account independent	NO
G019INQ	Margin Requirement Inquire	Account independent	NO

## Entitlement

Privilege ID	Privilege Description	Privilege Type	Four-Eye Applicability
G025INQ	Collateral Security Inquire	Account independent	NO
G026INQ	Overcollateralization Run Inquire	Account independent	NO
G027INQ	Overcollateralization Run Pending Four Eyes Inquire	Account independent	NO
<u>G033INQ</u>	<u>Collateral Pool Multiplier Inquire</u>	<u>Account independent</u>	<u>NO</u>

### 3.4.9 Collateral Approval Manager

Privileges contained in this role have the following characteristics in common:

- Default Entitlement Level for all Privileges in the Role Definition is set to "3".

Privilege ID	Privilege Description	Privilege Type	Four-Eye Applicability
G001APP	Collateral Cash Deposit Approve	Account independent	YES
G001REJ	Collateral Cash Deposit Reject	Account independent	YES
G002APP	Collateral Cash Withdrawal Approve	Account independent	YES
G002REJ	Collateral Cash Withdrawal Reject	Account independent	YES
G004APP	Collateral Security Withdrawal Approve	Account independent	YES
G004REJ	Collateral Security Withdrawal Reject	Account independent	YES
G006APP	Collateral Claim Decrease Approve	Account independent	YES
G006REJ	Collateral Claim Decrease Reject	Account independent	YES
G026APP	Overcollateralization Run Approve	Account independent	YES
G026REJ	Overcollateralization Run Reject	Account independent	YES
<u>G033MAI</u>	<u>Collateral Pool Multiplier Maintenance</u>	<u>Account independent</u>	<u>YES</u>

## Entitlement

**3.4.10 LSOC Collateral Transfer Manager**

Privileges contained in this role have the following characteristics in common:

- Default Entitlement Level for all Privileges in the Role Definition is set to “3”.

Privilege ID	Privilege Description	Privilege Type	Four-Eye Applicability
G018ADD	Collateral Transfer Add	Account independent	YES

**3.4.11 Risk Protection Manager**

Privileges contained in this role have the following characteristics in common:

- Default Entitlement Level for all Privileges in the Role Definition is set to “3”.

Privilege ID	Privilege Description	Privilege Type	Four-Eye Applicability
I001INQ	Net Position Limit Inquire	Account independent	NO
I001MOD	Net Position Limit Modification	Account independent	NO
I002REL	FX Member Release	Account independent	NO

**3.4.12 Risk Manager**

Privileges contained in this role have the following characteristics in common:

- Default Entitlement Level for all Privileges in the Role Definition is set to “3”.

Privilege ID	Privilege Description	Privilege Type	Four-Eye Applicability
A013INQ	Risk Protection Inquire	Account independent	NO
A013REL	Participant Stop/Release	Account independent	YES

## Entitlement

A014MAI	Risk Limit Maintenance	Account independent	YES
A015INQ	Risk Protection Four Eye Inquire	Account independent	NO
A017INQ	Risk Protection Participant Email Inquire	Account independent	NO

### 3.4.13 Risk Limit Manager

Privileges contained in this role have the following characteristics in common:

- Default Entitlement Level for all Privileges in the Role Definition is set to “3”.

Privilege ID	Privilege Description	Privilege Type	Four-Eye Applicability
A013INQ	Risk Protection Inquire	Account independent	NO
A014MAI	Risk Limit Maintenance	Account independent	YES
A015INQ	Risk Protection Four Eye Inquire	Account independent	NO
A017INQ	Risk Protection Participant Email Inquire	Account independent	NO

### 3.4.14 Risk Manager View Only

Privileges contained in this role have the following characteristics in common:

- Default Entitlement Level for all Privileges in the Role Definition is set to “3”.

Privilege ID	Privilege Description	Privilege Type	Four-Eye Applicability
A013INQ	Risk Protection Inquire	Account independent	NO
A015INQ	Risk Protection Four Eye Inquire	Account independent	NO
A017INQ	Risk Protection Participant Email Inquire	Account independent	NO