

# Mini Reporting Handbook Short Code and AlgoID

**Version 1.1**

June 2026



# SUMMARY\*

<b>1 – Report Overview .....</b>	<b>3</b>	<b>3 – Algo ID Solution.....</b>	<b>8</b>
<b>2 – Short Code Solution.....</b>	<b>4</b>	<i>I. Regulatory requirements</i>	
<b>I. Regulatory requirements ESMA.....</b>	<b>4</b>	<i>II. Submission of Algo ID</i>	
<i>A. Execution within firm</i>		<i>III. Algo ID lifecycle management</i>	
<i>B. Investment decision within firm</i>		<b>4 – Client Convenience Solution (CCS) .....</b>	<b>9</b>
<i>C. Client identification code</i>		<b>Appendix.....</b>	<b>10</b>
<b>II. Regulatory requirements Exchange</b>			
<b>Supervisory Authority Hesse.....</b>	<b>5</b>		
<i>A. Uniqueness</i>			
<i>B. Consistency</i>			
<b>III. Submission of Short code.....</b>	<b>6</b>		
<b>IV. Short Code management and date requirements.....</b>	<b>7</b>		

\* For more information, please refer to the “SCLC 2.0 - Reporting handbook for audit trail and other regulatory reporting under the MiFID II / MiFIR regime”, which is available on our [webpage](#).

## 1. Reports Overview

### Short Code Reports



#### TR160\* - Error Report Short Code (daily)

Short Codes submitted in orders / quotes / TES / Enlight with no registration (error 1 – SC registration is missing) and upload errors



#### TR161\* - Valid Registrations Short Code (daily)

Valid Short Code registrations (incl. all details)



#### TR166 - Final Missing Report (daily)

Short Codes submitted in orders / quotes / TES / Enlight on trading day t with no registration by t+1 EOB (serves as basis for potential sanctioning)



#### TR167 - Non-uniqueness Report (daily)

Long Codes with at least two or more Short Code registrations valid on the reporting day (serves as basis for potential sanctioning)



#### TR168 - Non-consistency Report (daily)

Long Codes, which were modified on the reporting day (serves as basis for potential sanctioning)



#### TR169 - Correction Report (daily)

Short Code final missings, which must be corrected by the Trading Participant and, if submitted, the successful correction records on the reporting day

### Algo ID Reports



#### TR162\* - Algo ID - Error Report (daily)

Algo IDs submitted in orders / quotes / TES / Enlight with no registration (error 1 - Algo ID registration is missing) and upload errors



#### TR163\* - Algo ID - Valid Registrations Report (daily)

Valid Algo ID registrations (incl. all details)

\*Reports TR160-3 provided Intraday 10:00, 14:00 and 18:00 CE(S)T and EOD 23:30 CE(S)T

## 2. Short Code Solution

### I. Regulatory requirements ESMA

#### A. Execution within firm



The "execution within firm" data shall be submitted in the T7 system field "**ExecutionID**". This decision is taken "within the member firm"; there is no option to identify a client in this field.



It is mandatory in every order and quote, **irrespective** of the *T7 trading capacity / ESMA trading capacity*.

#### B. Investment decision within firm



The "investment decision within firm" data shall be submitted in the T7 system field "**InvestmentID**". This decision is taken "within the member firm".



Mandatory for *Proprietary, Market Making, Broker Dealer and Retail Market Making trades*.

#### C. Client identification code




The "client identification code" submitted in the "**ClientID**" field of the T7 system, must contain the Short Code of the Trading Participant's immediate client, **either** a natural person (NationalID), a legal person (LEI) or the ESMA values (AGGR, PNAL).



**Mandatory** for *Agency trades*.

Conversely, for *Proprietary and Market Making trades* the "**ClientID**" field **must be left empty**.

**LEI:** End-clients, which are legal persons must be identified with a LEI. Registering the **own LEI is not permitted**. 

- ESMA valid values:**
- ▶ Aggregated order flag "**AGGR**" → For aggregated client orders with allocation and identification completed, set "**Client ID**" to "**AGGR**".
  - ▶ Pending allocation flag "**PNAL**" → For orders where the allocation is pending at the time of submission, set "**Client ID**" to "**PNAL**".

## 2. Short Code Solution

### II. Regulatory requirements Exchange Supervisory Authority Hesse

#### A. Uniqueness



##### Short Code Uniqueness Rule

Short Code registrations shall be unique, i.e. one Long Code shall only be registered with one Short Code. There are permitted exemptions\* to the rule. The breach of uniqueness is considered a violation of the exchange rules. Therefore, non-unique Short Codes are subject to **potential sanctioning measures**.

**Uniqueness violation** – The assignment of more than one Short Code to a Long Code is not permitted.

Such potential violations are documented in:

- “TR160 – Short Code ID – Error Report” with error code 25 (ClientLongValue already registered) as a warning on the upload date.
- “TR167 – Short Code ID – Non-Uniqueness Report”, which serves as basis for potential sanctioning.

**Exemption\*** – An exemption to the uniqueness of Short Codes may be granted, if a client of a Trading Participant holds more than one deposit account for securities (custody account) within the Trading Participant’s firm. In such cases it is permitted to assign a unique Short Code for each custody account of that client. Trading participants can apply for the exemption.



##### Short Code Consistency Rule

Short Code registrations must remain stable/unchanged over time. Changes to the registrations may be made only due to legal acts affecting the identified natural or legal person (e.g. legal name change, corporate action resulting in change to LEI, etc.). In such case, uploading a “modification” record is permitted. The breach of consistency is considered a violation of the exchange rules. Therefore, non-consistent Short Codes are subject to **potential sanctioning measures**.

**Consistency violation** – The change of a Long Code is not permitted without valid reasons.

Such potential violations are documented in:

- “TR160 – Short Code ID – Error Report” with error code 32 (ClientLongValue was modified) as a warning on the upload date.
- “TR168 – Short Code ID – Non-Consistency Report”, which serves as basis for potential sanctioning.

\* For more information, please refer to the “SCLC 2.0 - Reporting handbook for audit trail and other regulatory reporting under the MiFID II / MiFIR regime”, which is available on our [webpage](#).

## 2. Short Code Solution

### III. Submission of Short code

Ideally Short codes shall be registered prior to usage. However, Short Codes must be registered with the corresponding Long Code latest **t+1** EOD of the order submission:

- Short code registrations must be submitted with status “N – new registration”.
- The “ValidFromDate” can be **t-1**, **t** or **t+1**.
- Upload attempts for registrations of Short Codes, which are already registered, are rejected with error code “2 - Registration rejected, ShortCodeID / AlgoID already registered.
- For Short Codes neither the value zero, not leading zeros are permitted.
- Short codes shall be unique and consistent. For uniqueness there are exemptions for defined reasons available.



**TR160\* – Short Code ID – Error Report** – The report is generated three times intraday (10:00, 14:00, 18:00 CET) and with the overnight batch. Correction of a missing registration is only permitted until the end of business of the consecutive trading day following the order submission, i.e. **t+1** 23:30 CET.

**Example:** If the short code “123” isn’t registered by 4:00 PM CET on Nov 18, 2024, TR160 will flag it as “missing” after 6:00 PM CET. Register it by 11:30 PM CET on Nov 19, 2024.



**TR161\* – Short Code ID – Valid Registrations Report** – “Valid Registrations Report” of a reporting day are generated three times intraday (10:00, 14:00, 18:00 CET) and with the overnight batch.

**TR167 – Short Code ID – Non-uniqueness Report** – Long Codes with at least two or more Short Code registrations valid on the reporting day

**TR168 – Short Code ID – Non-consistency Report** – Long Codes, which were modified on the reporting day

**TR169 – Short Code ID – Correction Report** – Identified final missing Short Codes, as well as subsequent corrections of those Short Codes



#### If I mistyped my Short Code

Upload a registration for the mistyped Short Code latest by t+1 EOD with the intended Long Code with Status Indicator “N” Valid from Date of day t.


Right after that, please upload a deletion entry for the same mistyped short code with the Status Indicator “D” and Valid from Date as **t+1** (intraday deletion is not possible).


\*Reports TR160-3 provided Intraday 10:00, 14:00 and 18:00 CE(S)T and EOD 23:30 CE(S)T


## 2. Short Code Solution

### IV. Short Code management and date requirements

 N = **New registration** - the registration is valid as of the “ValidFromDate”, which can be **t-1**, **t** or **t+1** (“ValidFromDate” must be a trading day)

 M = **Modification** - only allowed for an update of the Long Code **due to valid legal reasons** (e.g. update of a passport number or the change of a CONCAT due to marriage) - modification is valid as of the “ValidFromDate”, which can be **t-1**, **t** or **t+1**

 D = **Deletion** - Deletions of Short Codes are allowed if the contractual relationship between the Trading Participant and the legal or natural person ceases to exist - “ValidFromDate” = **t+1**, where **t** is the **date of upload** and **t+1** must be the **next trading day** (Short- and Long Code of the deletion record must be the same as those of the registration). Deletions could happen in case a trader left the company, the short code had to be deleted due to mistyped SC procedure.

 C = **Correction** - upload file with a “C – Correction” in the field “Status Indicator” and put in the “ValidFromDate” and the “ValidToDate” as provided in the “TR169 – Short Code ID – Correction Report”



For corrections the dates must exactly match the provided dates of the report and must be older than or equal to **t-2**

**IF NOT** Error “3 - Correction not feasible, wrong time data” or error “4 - Invalid value in field ValidToDate” will be provided



The data must be submitted with Status Indicator “C – correction” in the upload file or via the upload GUI

- CUE service (**EXTREFDA**) for MiFIR trading participants
  - 88**EXTREFDA**GDBXX20251215XEUR.CSV
- CUE service (**EXTREFNM**) for non-MiFIR trading participants
  - 88**EXTREFNM**GDBXX20251215XEUR.CSV

For final missing Short Codes valid on **t-1**, **t**, **t+1** and future dates, submit an additional upload with StatusIndicator = “N” (new registration).

### 3. Algo ID Solution

#### I. Algo ID Solution - Regulatory requirements

Eurex requests Trading Participants to test new algorithms and substantial updates of algorithms before deployment to production in order to prevent disorderly trading conditions. Eurex provides Trading Participants with standard and cloud simulation environments.

▶ [T7 Cloud Simulation](#) > T7 Simulation

For **Execution within firm & Investment decision within firm** see slide n°2



Trading Participants must certify with each data record for new algos and substantial updates that the algorithms meet MiFID II/MiFIR testing requirements. In addition, test documentation must be submitted with the annual member due diligence questionnaire. **New Algo IDs shall be registered prior to usage, latest by t EOD.**

#### II. Algo ID solution - Submission of Algo ID

New Algo IDs, substantial updates and modifications shall be submitted **t or t+1**; deletions of Algo IDs can be submitted for t+1; Modification is only allowed for an update of the responsible person.



**TR162 – AlgoID – Error Report** - Algo IDs used in trading but not registered yet and other upload errors. They are generated three times intraday (10:00, 14:00 and 18:00 CET) and with the overnight batch.



**TR163 – Algo ID – Valid Registrations Report** - Valid Algo ID registrations reports are generated three times intraday (10:00, 14:00 and 18:00 CET) and with the overnight batch.

#### III. Algo ID solution - Algo ID lifecycle management

- ▶ **StatusIndicator:** New (N), Substantial Update (S), Modification(M), Deletion (D)
- ▶ **ValidFromDate:** provides the date the Algo ID shall be valid. Date format is YYYY-MM-DD.

- ▶ **AlgoID:** min to max length 1-20. Neither the value 0, nor leading zeros are allowed.
- ▶ **ResponsibleID:** contains the email address of the responsible person / team of the algo testing (can be shared mailbox).
- ▶ **TestCert:** contains the information that testing was conducted (TC) for new and substantial updates. Must be empty for modifications and deletions.
- ▶ **TestEnv:** contains the information about the testing environment (EE = Exchange; IE = internal; TE = third party). Must be empty for modifications and deletions.

**If you are not using the eForm, the standard upload rules apply:**

ParticipantID	MIC	StatusIndicator	ValidFromDate	AlgoID	ResponsibleID	TestCert	TestEnv
GDBXX	XEUR	N	2024-10-14	2578	jon.doe@abcbank.com	TC	EE
GDBXX	XEUR	N	2024-10-14	135123	jon.doe@abcbank.com	TC	IE
GDBXX	XEUR	M	2024-10-14	18965	jan.smith@abcbank.com		
GDBXX	XEUR	S	2024-10-14	5555	jon.doe@abcbank.com	TC	EE
GDBXX	XEUR	D	2024-10-15	32569	jon.doe@abcbank.com		

## 4. Client Convenient Solution (CCS) – Non-MiFIR member ONLY\*

Since 16 March 2026, the SCLC service is enhanced **for non-MiFIR trading participants**.

There are three additional data fields for the submission of personal data to the respective SCLC combination.

The submission of these data fields (First Name, Surname, Date of Birth) is **optional**.

However, there is a **dedicated upload file**, which is **mandatory** to be used by all non-MiFIR trading participants.

In addition, there is a **dedicated CUE upload service**, which is **mandatory** to be used by all non-MiFIR Trading Participants.



TR160\*\* dedicated error codes:

- *Error Code 50 – Invalid Value in DateOfBirth*
- *Error Code 51 – Invalid Value in FirstName*
- *Error Code 52 – Invalid Value in SurName*
- *Error Code 53 – Incomplete Personal Data*

TR161\*\* respective fields:

- *FirstName*
- *Surname*
- *DateOfBirth*

**Only if the non-MiFIR trading participant submits the respective data, the T7 XML report TR161 will show these fields.**

**Uploads by non-MiFIR members using the old upload file and the regular CUE upload service "EXTREFDA" will be rejected.**

\*MiFIR member must use the regular upload file and the CUE service "EXTREFDA".

## Appendix

Error code	Explanation	Result
<b>Error code 1</b>	ShortCodeID registration is missing.	WARNING
<b>Error code 2</b>	Registration rejected, ShortCodeID already registered.	REJECT
<b>Error code 3</b>	Correction not feasible, wrong time data.	REJECT
<b>Error code 4</b>	Invalid value in field ValidToDate.	REJECT
<b>Error code 5</b>	Modification rejected, duplicate record submitted.	REJECT
<b>Error code 6</b>	Invalid value in field ShortCodeID.	REJECT
<b>Error code 10</b>	Invalid value in field ParticipantID.	REJECT
<b>Error code 11</b>	Invalid value in field MIC.	REJECT
<b>Error code 12</b>	Invalid value in field StatusIndicator.	REJECT
<b>Error code 13</b>	Invalid value in field ValidFromDate.	REJECT
<b>Error code 14</b>	Invalid value in field ClassificationRule.	REJECT
<b>Error code 15</b>	Invalid value in field NationalIDCountryCode.	REJECT
<b>Error code 16</b>	Invalid value in field NationalIDPriority.	REJECT
<b>Error code 17</b>	Invalid national identifier value in field ClientLongValue.	REJECT
<b>Error code 18</b>	Invalid LEI value in field ClientLongValue.	REJECT
<b>Error code 19</b>	Registration rejected, own LEI not permitted.	REJECT
<b>Error code 20</b>	Invalid value in field AlgoID.	REJECT

Error code	Explanation	Result
<b>Error code 22</b>	Invalid value in field ResponsibleID.	REJECT
<b>Error Code 23</b>	Invalid value in field Test Certification.	REJECT
<b>Error Code 24</b>	Invalid value in field Testing Environment.	REJECT
<b>Error code 25</b>	ClientLongValue already registered.	WARNING
<b>Error code 26</b>	No existing ShortCodeID registration to delete.	REJECT
<b>Error Code 27</b>	Retroactive or intraday changes are not permitted.	REJECT
<b>Error Code 28</b>	Uploads with a future ValidFromDate must be set to the next trading day (t+1).	REJECT
<b>Error code 29</b>	Changing the ClassificationRule is not permitted.	REJECT
<b>Error code 30</b>	Modification rejected, ShortCodeID not registered.	REJECT
<b>Error code 31</b>	ValidToDate field must be empty for N, M, D.	REJECT
<b>Error code 32</b>	ClientLongValue was modified.	WARNING
<b>Error Code 33</b>	Subst. update rejected, AlgoID not registered in database.	REJECT
<b>Error code 50</b>	Invalid value in field DateOfBirth.	REJECT
<b>Error code 51</b>	Invalid value in field FirstName.	REJECT
<b>Error code 52</b>	Invalid value in field Surname.	REJECT
<b>Error code 53</b>	Incomplete personal data.	REJECT