

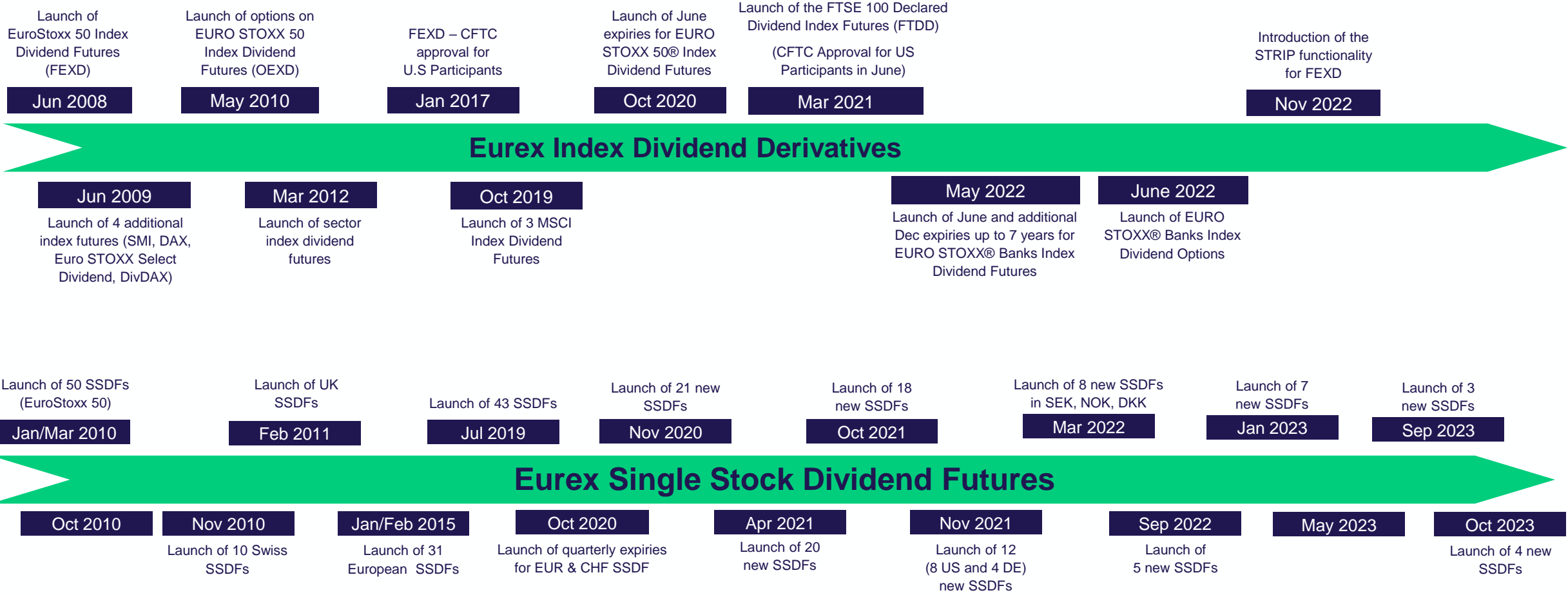
Eurex Dividend Derivatives

October 2023



Eurex offers a wide range of Dividend Derivatives

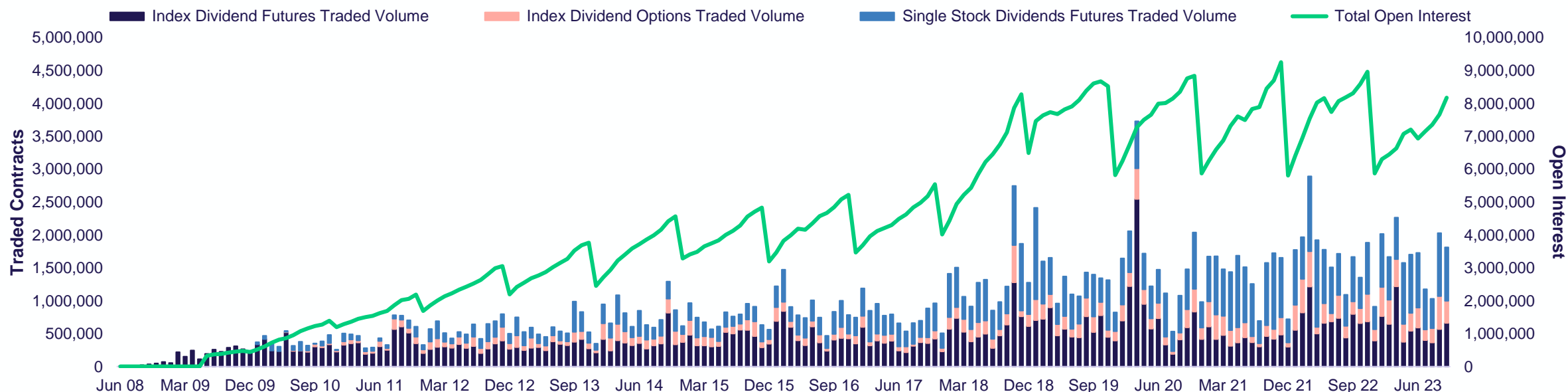
Evolution of the Dividend market segment and product portfolio



Dividend Derivatives volume development

Volume & Open Interest

Eurex Index and Single Stock Dividend Derivatives



Year	Traded Contracts	Daily Average	YoY Change	Order Book Share	No. of Trades	Market Share			Volume Split	
						Agent	MM	Principal	Options	Futures
2023	17,010,751	79,489	-3.79%	11.33%	162,185	70%	23%	7%	19%	81%
2022	20,474,551	79,668	19.77%	16.10%	234,062	65%	26%	9%	17%	83%
2021	17,095,139	66,260	-10.40%	11.89%	136,494	65%	28%	7%	14%	86%
2020	19,078,867	74,819	15.80%	23.84%	294,424	57%	32%	12%	14%	86%

Your benefits trading Dividend Derivatives

Potential uses & applications of trading listed futures and options

Dividend Derivatives

- ✓ Income protection – allows investors to lock in expected & implied dividends to assure income returns
- ✓ Hedging of dividend risk – particularly for structured products and equity options
- ✓ Directional views on dividends – trading of house views on earnings and distributions
- ✓ Isolation of price return/capital growth on equities
- ✓ Dispersion / correlation – trading single stock vs index dividends
- ✓ Opportunistic trades
- ✓ Curve trading – terms structures / calendar spreads
- ✓ Diversification
- ✓ Relative value trading – to other asset classes e.g. credit
- ✓ Underlying for dividend linked structures

Listed futures

- ✓ No counterparty risk & no documentation required
- ✓ More liquidity and transparency comparing to the OTC
- ✓ Standardized treatment of corporate actions adjustments
- ✓ Underlying index for each contract and maturity to monitor accrued dividend
- ✓ Possibility to monitor the history of implied dividends across market events

Eurex Dividend Derivatives outline

What are they & which dividends count?

Outline

- Dividend Derivatives allow investors to take positions in, or hedge, future dividend payments – and can be based on individual stocks or on equity indexes.
- The futures and options contracts themselves settle to the realized value of dividend payments in a future period – i.e. that period referenced by the contract.
- In Europe the most common settlement period is an annual one (Dec to Dec) and the settlement of each contract is the value equivalent to dividends paid - either in cash (for individual stocks) or the dividend amount in index point equivalents.
- Gross (100%) of declared dividends, paid either in cash or shares, unless the related primary derivatives exchange / index provider makes an adjustment to underlying.

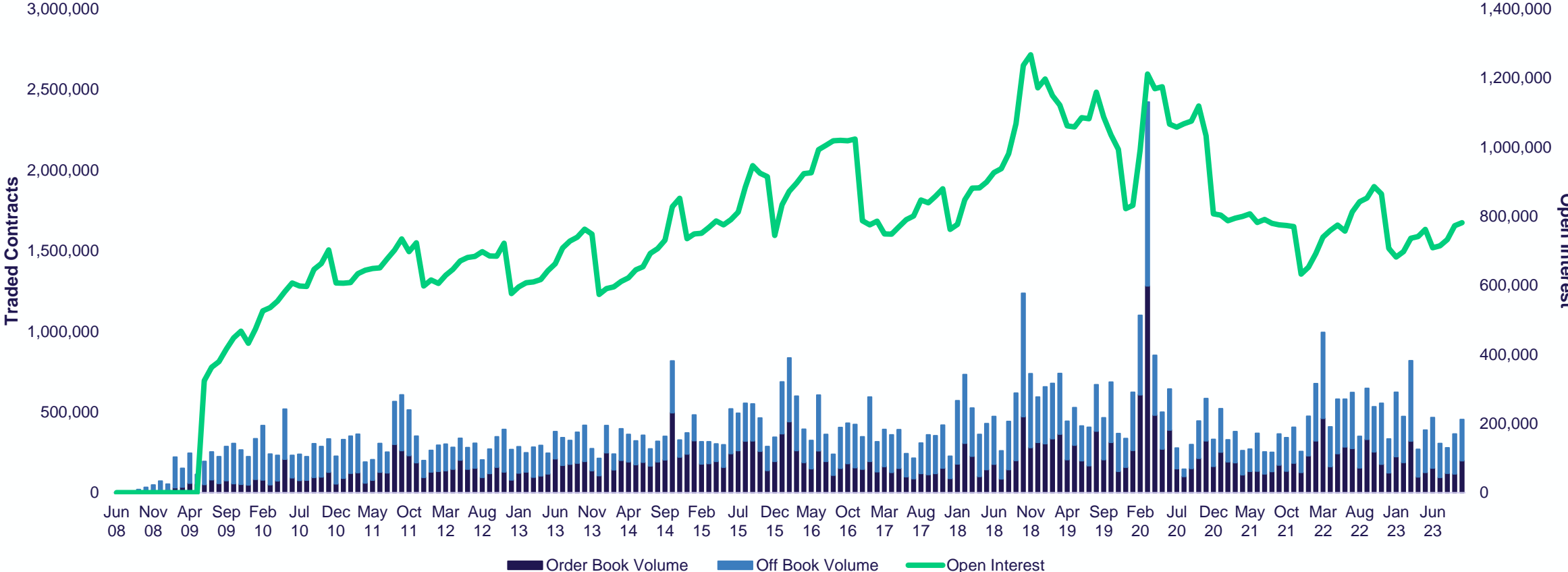
Qualifying dividends

- Stock dividends are usually included at the cash equivalent amount.
- Dividends declared special or extraordinary by the issuer are usually excluded*
- Return of capital: they follow the related underlying exchange rules.
- Share buy-backs are excluded.

* However where such a special dividend is adjusted in the underlying price index by an amount net of withholding tax – that withholding tax element is used in the calculation for the gross dividend points.

EURO STOXX 50® Index Dividend Futures (FEXD)

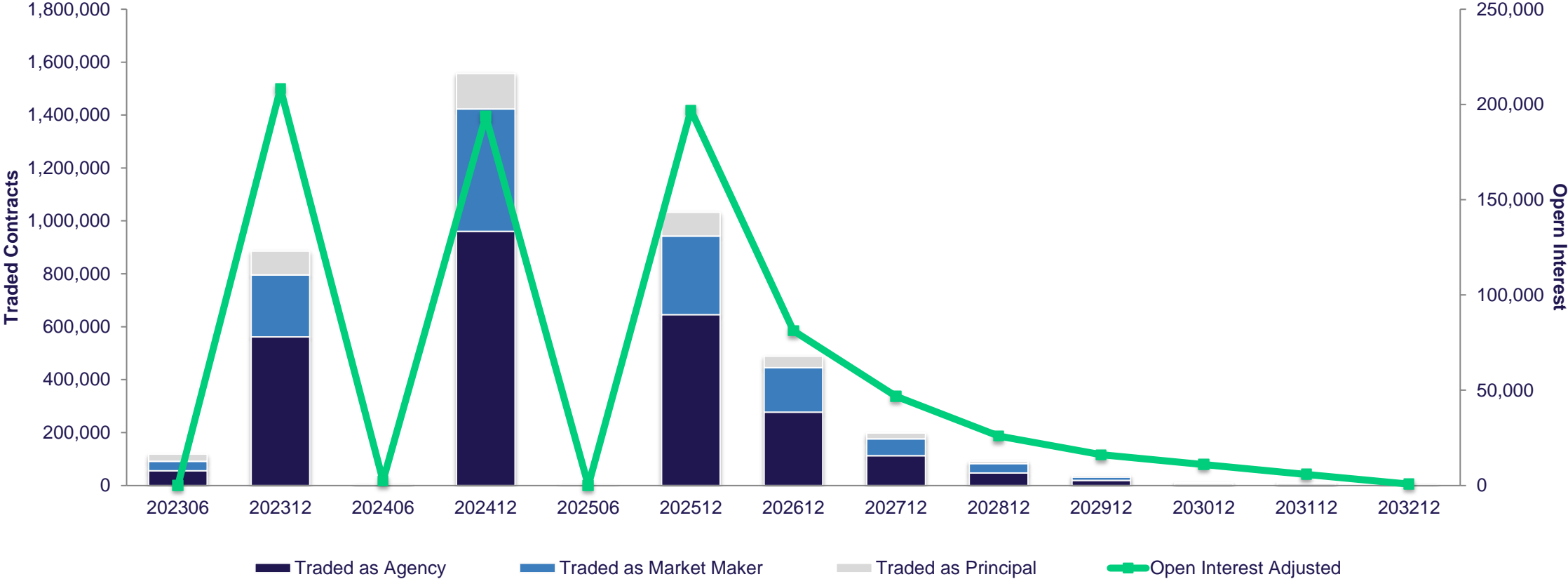
Volume & Open Interest



Notional Open Interest as of end of Oct-23: 10.85 bln. EUR

EURO STOXX 50[®] Index Dividend Futures (FEXD)

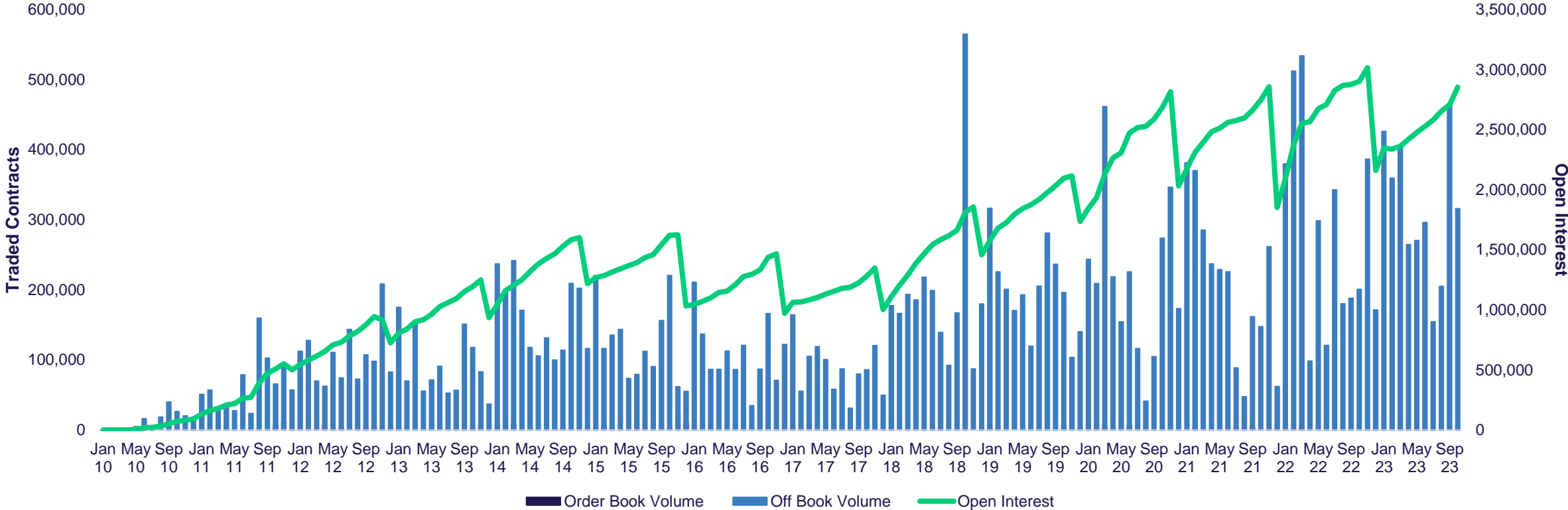
Volume and Open Interest, January – October 2023 (by maturity)



EURO STOXX 50[®] Index Dividend Options (OEXD)

Volume & Open Interest

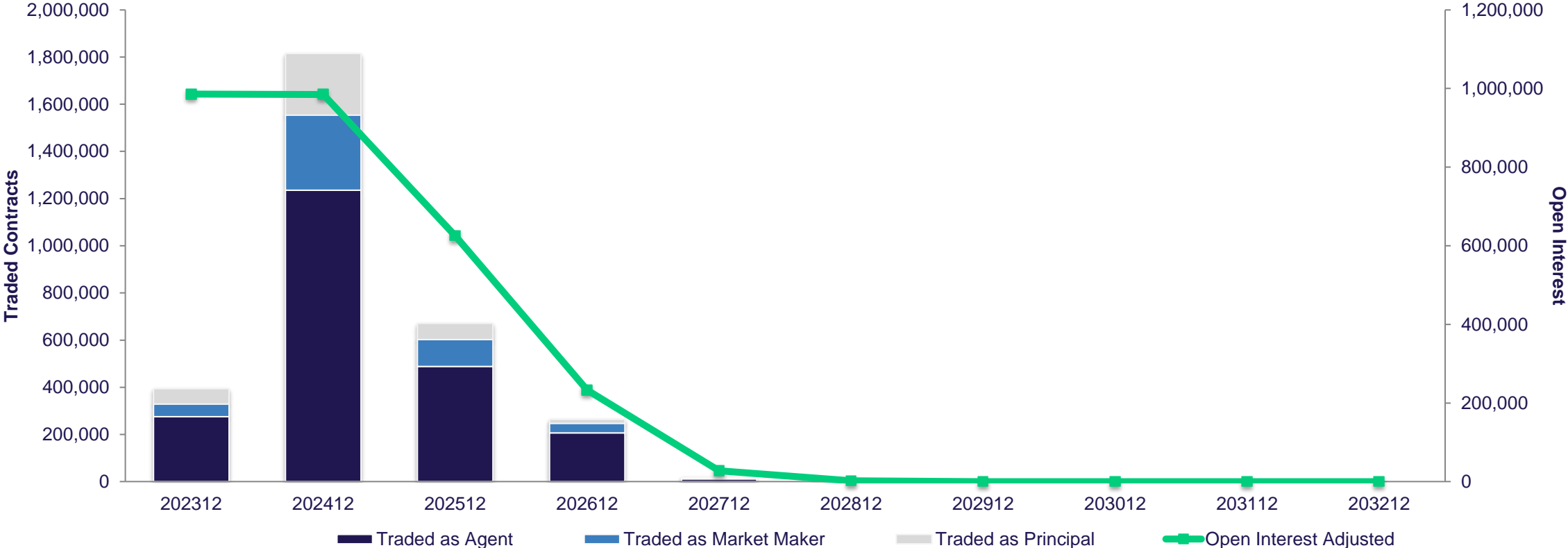
EURO STOXX[®] 50 Index Dividend Options



Notional Open Interest as of and of Oct-23: 33.0 bln. EUR

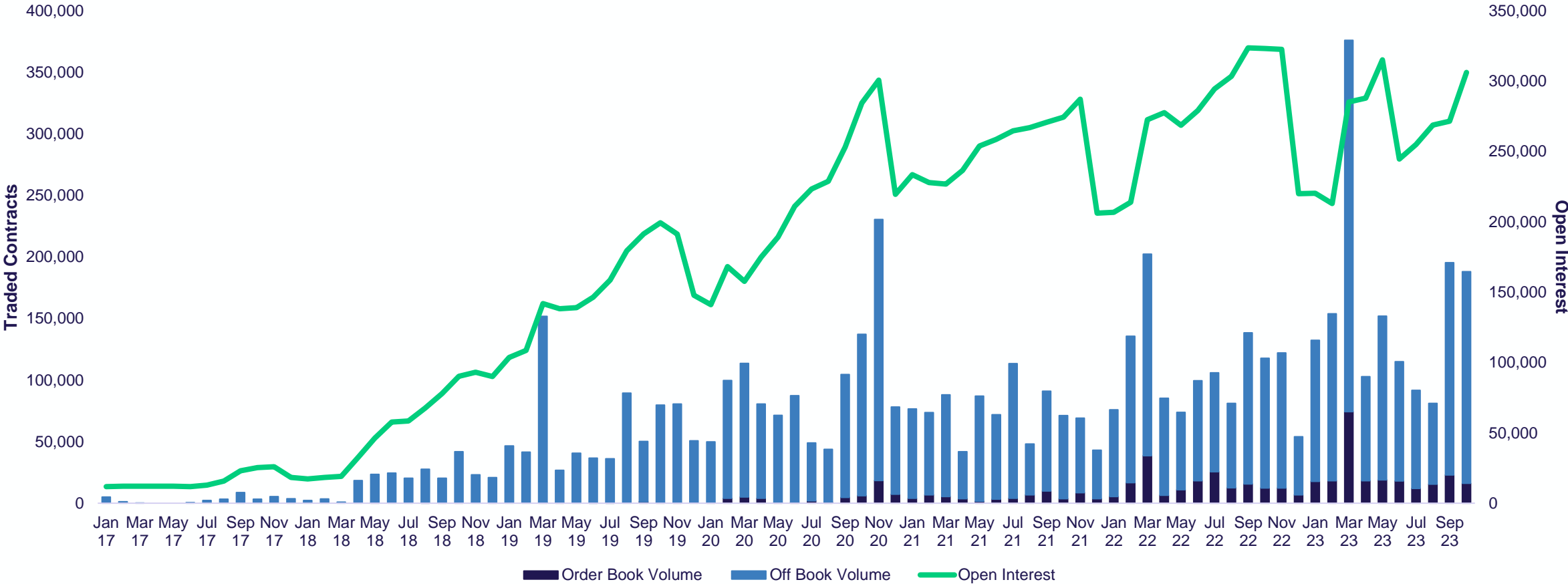
EURO STOXX 50[®] Index Dividend Options (OEXD)

Volume and Open Interest, January – October 2023 (by maturity)



EURO STOXX® Banks Dividend Futures (FEBD)

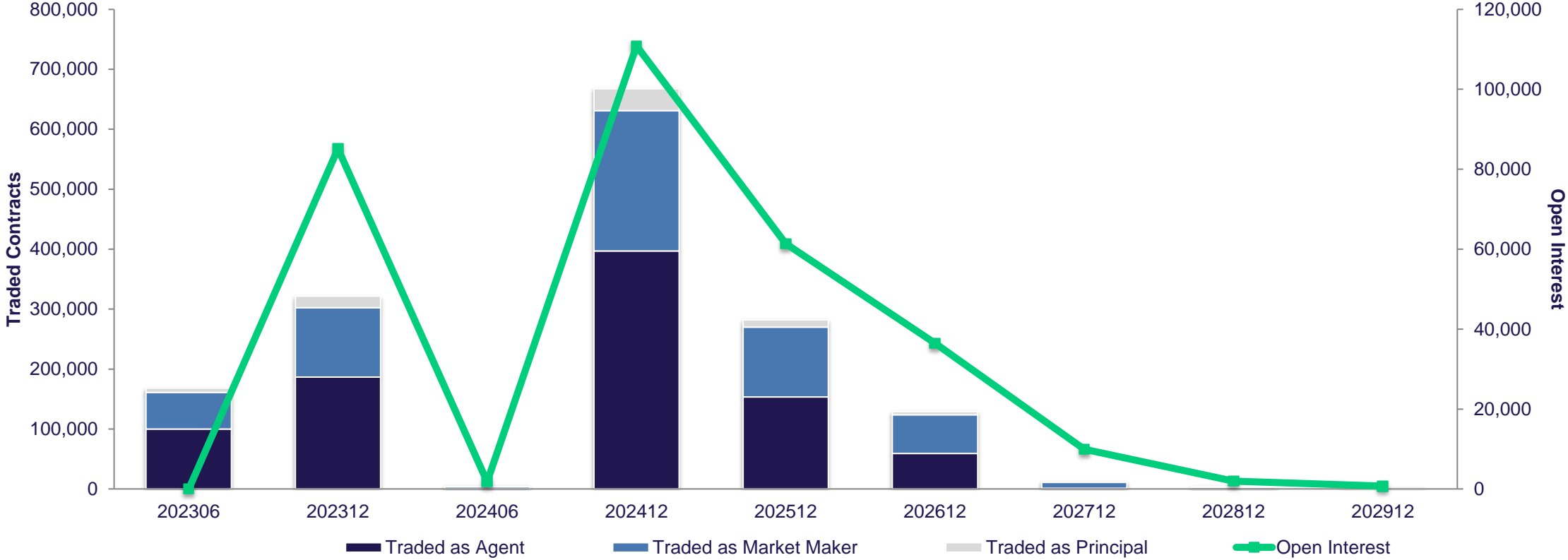
Volume & Open Interest



Notional Open Interest as of end of Oct-23: 1.0 bln. EUR

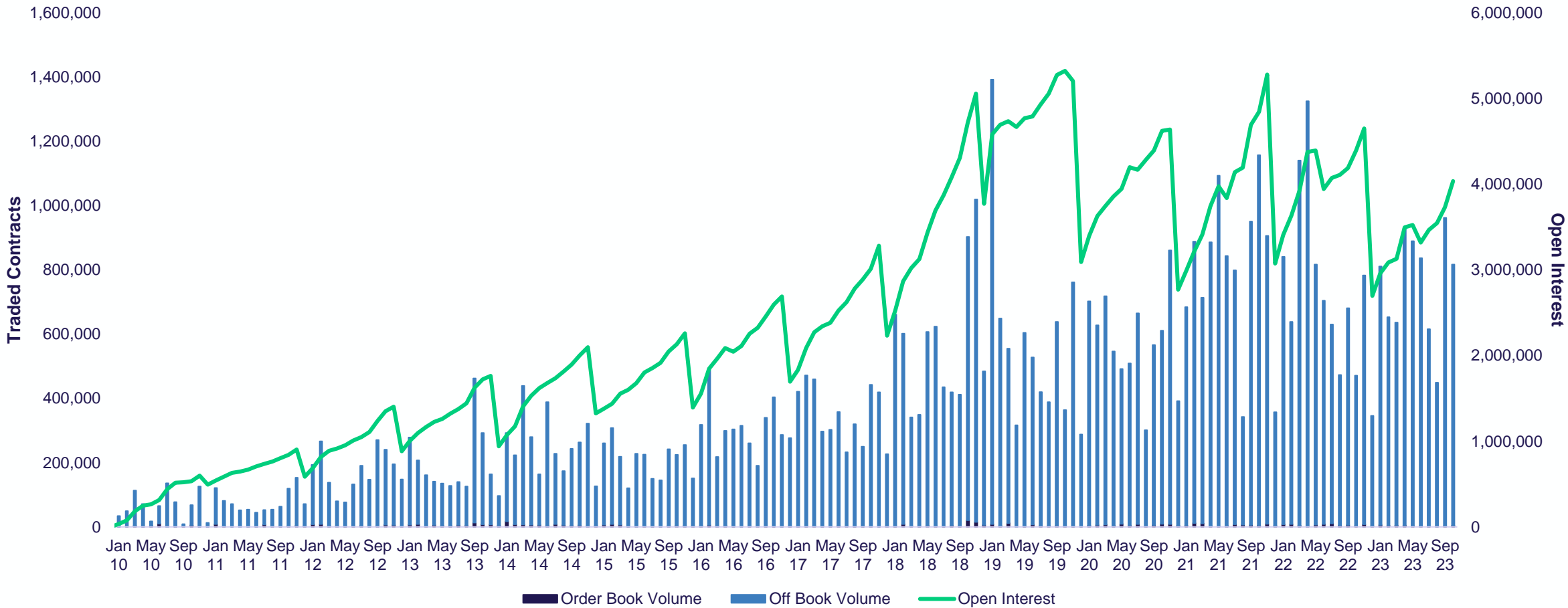
EURO STOXX® Banks Dividend Futures (FEBD)

Volume and Open Interest, January – October 2023 (by maturity)



Single Stock Dividend Futures

Volume & Open Interest



Notional Open Interest as of end of Oct-23: 4.0 bln. EUR

Single Stock Dividend Futures

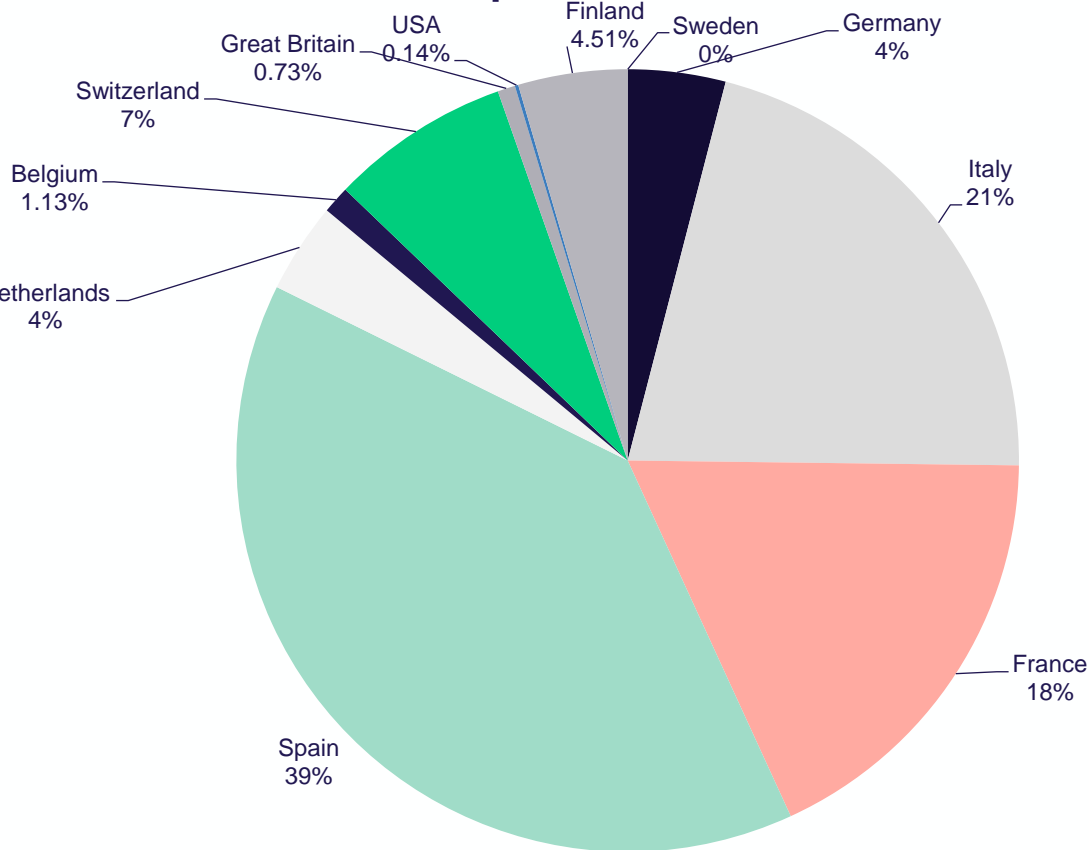
Volume and Open Interest, January – October 2023 (by maturity)



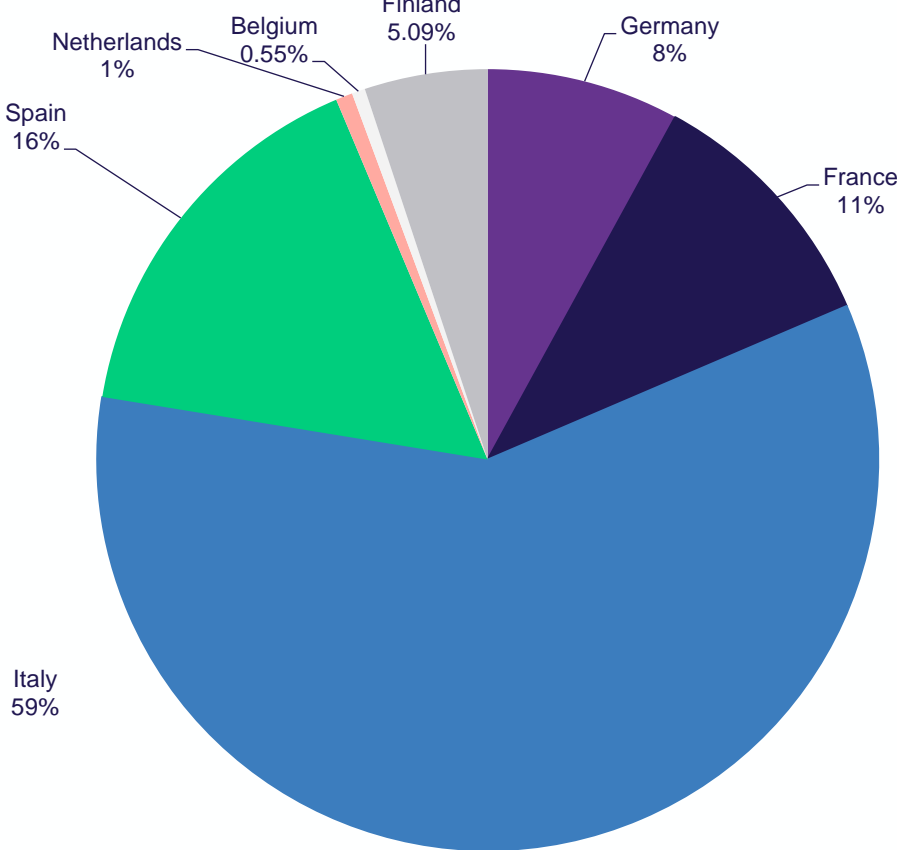
Single Stock Dividend Futures – YTM figures

Volume distribution January – October 2023

Total SSDFs - Capital Volume in EUR



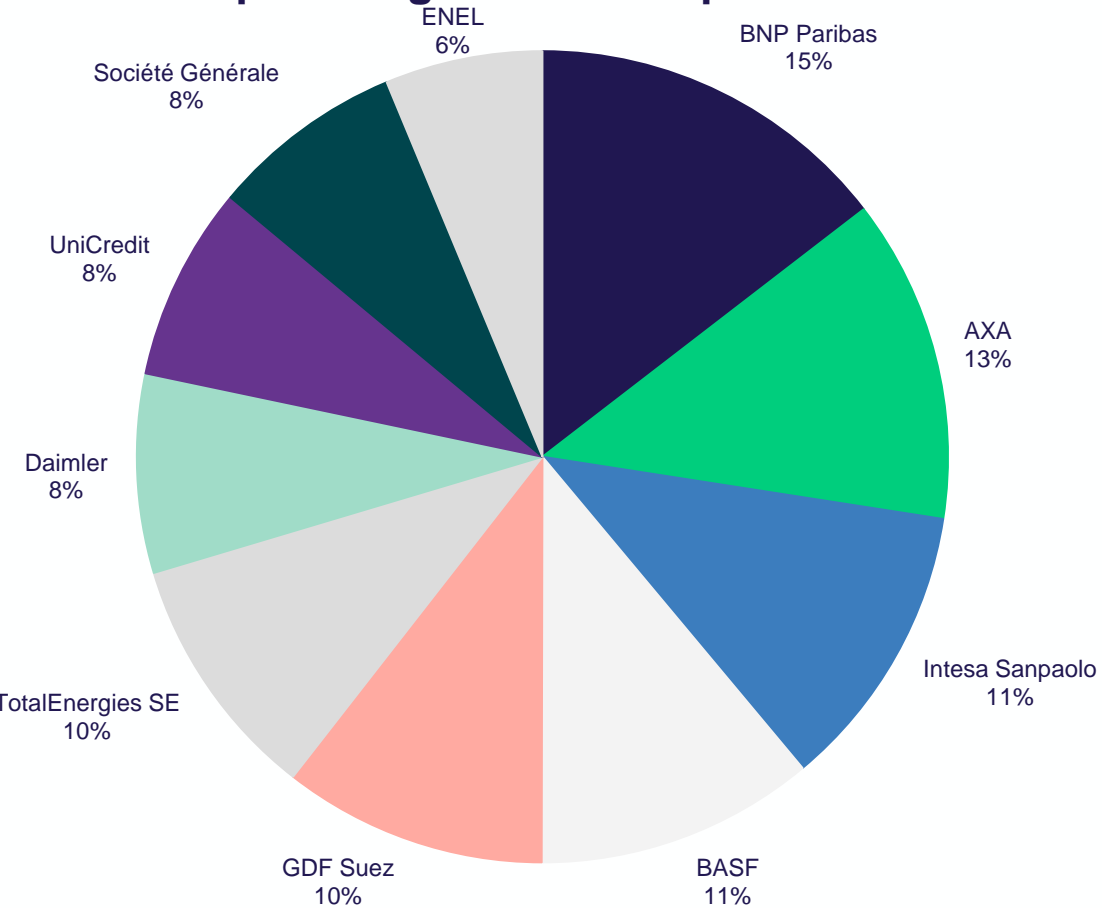
EURO STOXX 50® Constituent SSDFs - Volumes



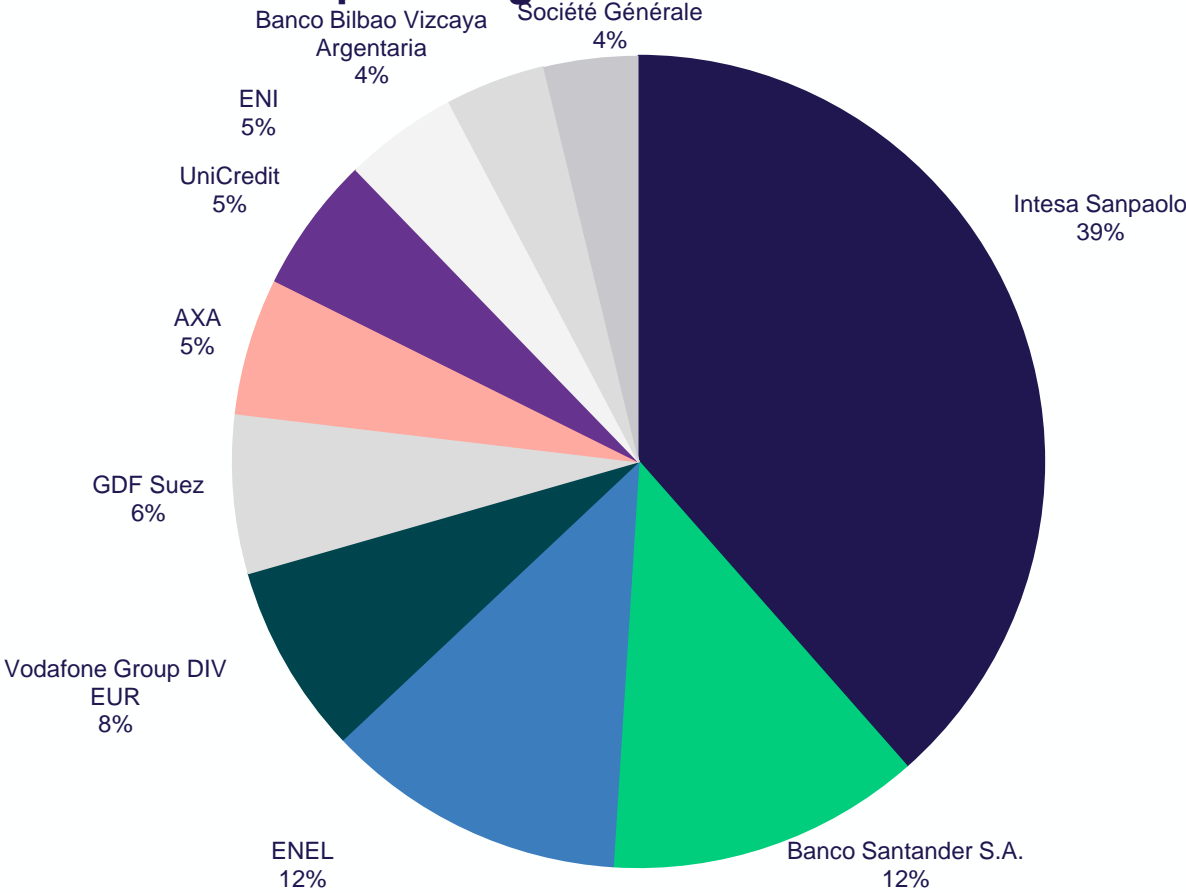
Single Stock Dividend Futures – YTM Top Traded Stocks

Volume and Contract distribution January – October 2023

SSDFs - Top 10 Single Stocks Cap.Vol. in EUR



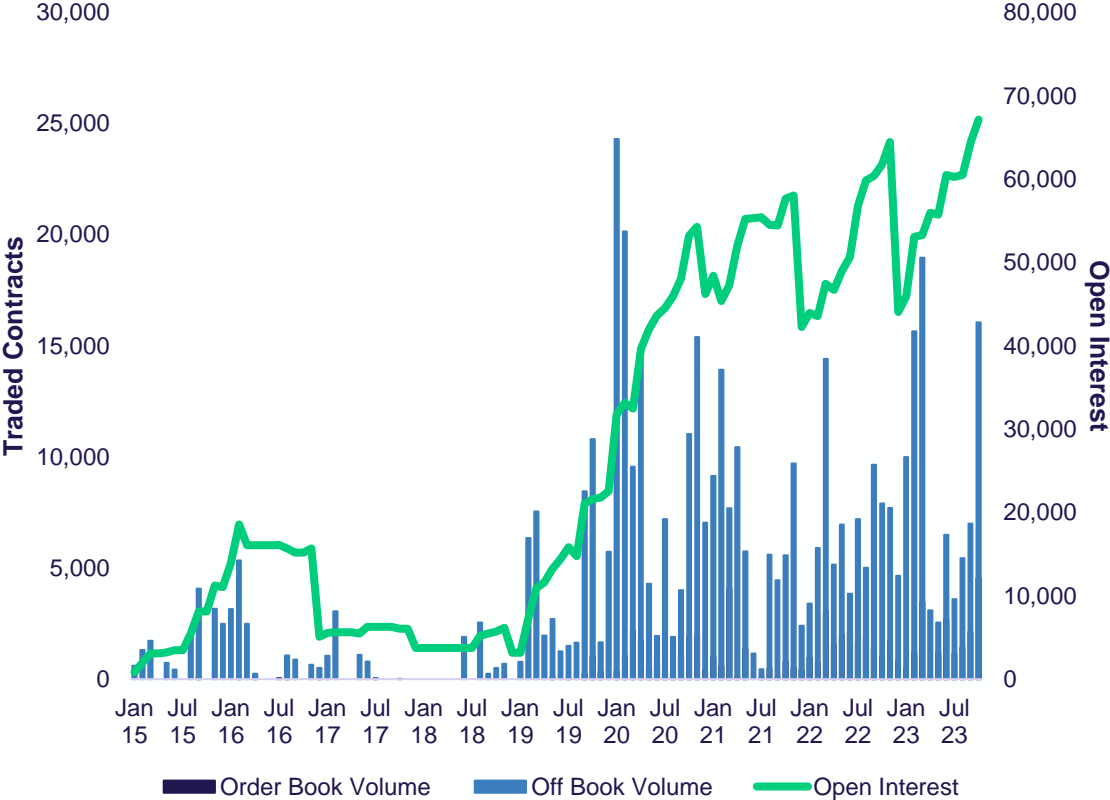
SSDFs - Top 10 Single Stocks Traded Volume



Other Index Dividend Futures

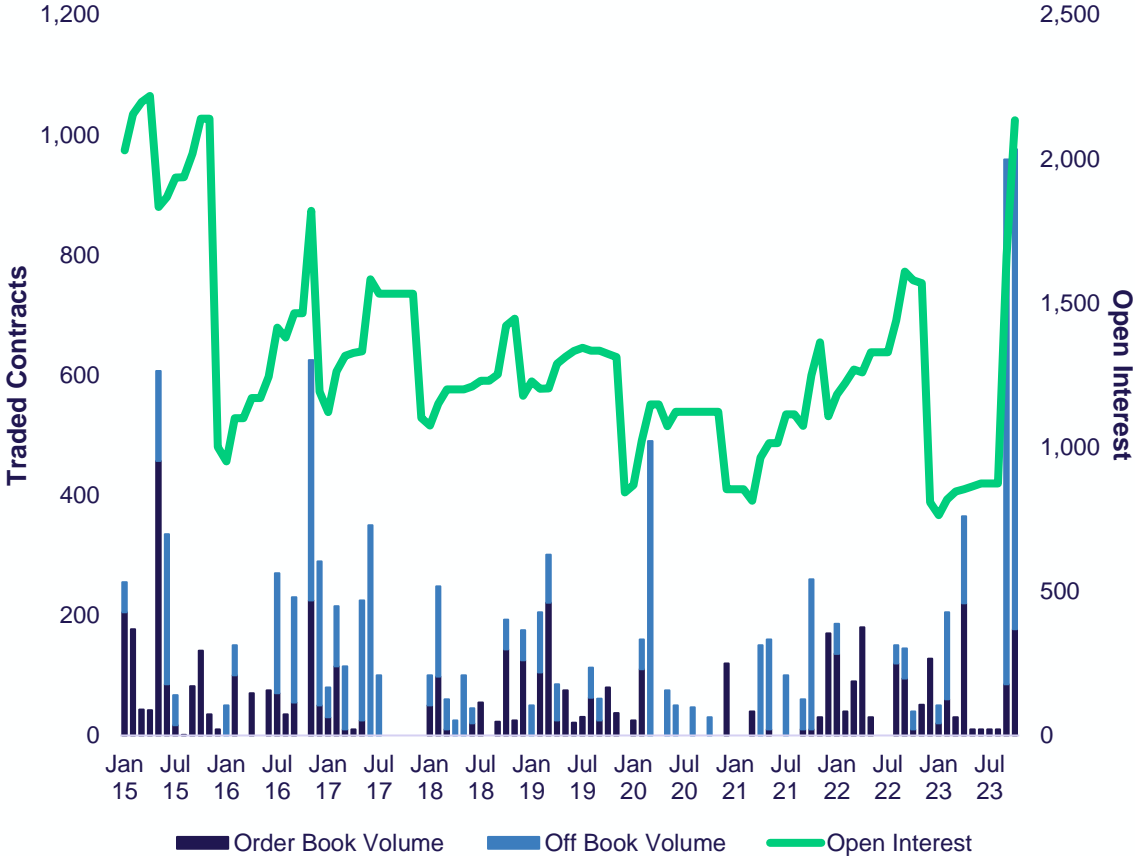
Volume & Open Interest

EURO STOXX® Select Dividend 30 Index Dividend Futures



Notional Open Interest as of end of Oct-23: 640 mio. EUR

SMI® Dividend Futures



Notional Open Interest as of end of Oct-23: 78 mio. EUR

Liquidity providers – Dividend Derivatives

EURO STOXX 50® Index Dividend Futures (FEXD)

BNP Paribas	BNAPA	Yanis Escudero	+33 1 55 77 43 89
Goldman Sachs	GSIEB	Lorenzo Longo	+44 20 7051 8618
J.P. Morgan	JPMFR	Gabriel Messika	+33 1 8 70 2642
Mako	SDTLO	Konrad Malinowski	+44 20 7862 0454
Morgan Stanley	MGILO	Firas Zenie	+44 20 7677 1473
Optiver	OPXAM	Thijs Grotenhuis	+31 20 708 7737
Société Générale	SOGFR	Eric Carballeda	+33 1 42 13 3224
BofA Securities Europe SA	MLEPA	Didier Momot	+33 1 87 70 10 16

EURO STOXX® Banks Index Dividend Futures (FEBD)

BNP Paribas	BNAPA	Yanis Escudero	+ 33 1 55 77 8247
BofA Securities Europe SA	MLEPA	Didier Momot	+33 1 87 70 10 16

EURO STOXX 50® Index Dividend Options (OEXD) & EURO STOXX® Banks Dividend Options (OEBD)

BNP Paribas	BNAPA	Brice Abbou	+44 20 7595 0562
Mint Tower	MTCAM	Paul Thung	+31 20 797 7619
Mako	MAKAM	Jack Hulme	+44 20 7862 0454

Single Stock Dividend Futures (SSDFs)

BNP Paribas	BNAPA	Soraya Cherai	+33 1 55 77 43 89
Goldman Sachs	GSIEB	Lorenzo Longo	+44 20 7501 8618
Société Générale	SOGFR	Eric Carballeda	+33 1 42 13 32 24
J.P. Morgan	JPMFR	Gabriel Messika	+33 1 67 03 2642
BofA Securities Europe SA	MLEPA	Didier Momot	+33 1 87 70 10 16

Appendix

Contract specifications – Dividend Futures (1/2)

Reference contract	EURO STOXX 50® Index Dividend Futures	FTSE 100® Declared Dividend Index Futures	EURO STOXX® Select Dividend 30 Index Dividend Futures	MSCI® Index Dividend Futures	
Underlying dividend points calculation	EURO STOXX 50® DVP	FTSE 100® Declared Dividend Index	EURO STOXX® Select Dividend 30 DVP	MSCI EAFE & World	MSCI EM
Index provider	STOXX Ltd.	FTSE International Ltd.	STOXX Ltd.	MSCI	
Eurex product ID	FEXD	FTDD	FD3D	FFPD, FWPD	FEFD
Launch date	30 Jun 2008	29 March 2021	22 Jun 2009	21 Oct 2019	
Contract value	EUR 100 per index dividend point	GBP 50 per index dividend point	EUR 100 per index dividend point	USD 100 per index dividend point	USD 500 per index dividend point
Price quotation	in points, with one decimal			in points, with two decimals	
Minimum price change	0.1 index points, i.e. EUR 10	0.1 index points, i.e. GBP 5	0.1 index points, i.e. EUR 10	0.1 index points, i.e. USD 10	0.01 index points, i.e. USD 5
Settlement	Cash settlement, all values payable on the first exchange day following the final settlement date.				
Contract months	The four nearest successive semi-annual contracts of the June and December cycle and the eight following annual months of the December cycle (from the first exchange day after the last trading day of the calendar year up to the final settlement day of the following calendar year) are available for trading at any time.		The five nearest successive annual contracts of the December cycle (from the first exchange day after the last trading day of the calendar year up to the final settlement day of the following calendar year) are available for trading at any time.		
Last trading day	Last trading day is the final settlement day. Final settlement day is the third Friday of each December maturity month if this is an exchange day; otherwise the exchange day immediately preceding that day.				
Final settlement day	Final settlement day is the last trading day		Final settlement day is the exchange day immediately following the last trading day		
Trading hours	08:30-22:00 CET	(12:00 CET on the last trading day)	08:30-19:00 CET (12:00 CET on the last trading day)	8:30-22:00	
Transaction fees	EUR 1.20	GBP 1.20	EUR 1.20	A: USD 1.40 ; P/M: USD 1.20	A: USD 2.00 ; P/M: USD 1.80
Regular transactions	EUR 1.80	GBP 1.80	EUR 1.80	A: USD 2.10 ; P/M: USD 1.80	A: USD 3.00 ; P/M: USD 2.10
TES Block Trades					
Cash Settlement	EUR 1.20	GBP 1.20	EUR 1.20	A: USD 1.40 ; P/M: USD 1.20	A: USD 2.00 ; P/M: USD 1.80

Contract specifications – Dividend Futures (2/2)

Reference contract	SMI® Dividend Futures	DAX® Price Index Dividend Futures	DivDax® Dividend Futures
Underlying dividend points calculation	SMI® Dividend Points Index	DAX® Dividend Points Index	DivDAX® Dividend Points Index
Index provider	SIX Swiss Exchange Ltd.	Deutsche Börse AG	Deutsche Börse AG
Eurex product ID	FSMD	FDXD	FDVD
Launch date		22 Jun 2009	
Contract value	CHF 100 per index dividend point	EUR 100 per index dividend point	EUR 1.000 per index dividend point
Price quotation	in points, with one decimal place	in points, with one decimal place	in points, with two decimal places
Minimum price change	0.1 index points, equivalent to a value of CHF 10	0.1 index points, equivalent to a value of EUR 10	0.01 index points, equivalent to a value of EUR 10
Settlement	Cash settlement, all values payable on the first exchange day following the final settlement date.		
Contract months	The five nearest successive annual contracts of the December cycle (from the first exchange day after the last trading day of the calendar year up to the final settlement day of the following calendar year) are available for trading at any time.		
Last trading day	Last trading day is the final settlement day. Final settlement day is the third Friday of each December maturity month if this is an exchange day; otherwise the exchange day immediately preceding that day.		
Final settlement day	Final settlement day is the last trading day		
Trading hours	08:30-17:27 CET (09:00 CET on the last trading day)	08:30-19:00 CET (12:00 CET on the last trading day)	08:30-19:00 CET (12:00 CET on the last trading day)
Transaction fees	CHF 1.80 CHF 2.40 CHF 1.80		EUR 2.00 EUR 3.00 EUR 2.00

Contract specifications – Sector Dividend Futures

Underlying	EURO STOXX® Automobile & Parts, Banks / Utilities / Telecommunications / Insurance / Oil&Gas DVP STOXX® Europe 600 Automobile & Parts, Banks / Utilities/ Telecommunications / Insurance / Oil&Gas DVP
Currency	EUR
Contract months	The five nearest successive annual contracts of the December cycle (from the first exchange day after the last trading day of the calendar year up to the final settlement day of the following calendar year) are available for trading at any time. For FEBD only: The four nearest successive semi-annual contracts of the June and December cycle and the five following annual months of the December cycle (from the first exchange day after the last trading day of the calendar year up to the final settlement day of the following calendar year) are available for trading at any time
Contract value	EUR 500 per index point.
Price quotation and minimum price change	The price quotation is in points, with two decimal places. The minimum price change is 0.01 points, equivalent to a value of EUR 5 per contract.
Settlement	Cash settlement, payable on the first exchange day following the final settlement day.
Last trading day and final settlement day	Last trading day is the final settlement day. Final settlement day is the third Friday of each December maturity month if this is an exchange day; otherwise the exchange day immediately preceding that day. Close of trading in the maturing futures on the last trading day is at 12:00 CET, for SMI® Dividend Futures at 9:00 CET.
Final settlement price	The final settlement price is established by Eurex on the final settlement day at 12:00 CET based on the final value of the underlying index for the relevant contract period. Determining is the cumulative total of the relevant gross dividends declared and paid by the individual constituents of the underlying index as calculated in the form of index points by STOXX Ltd. for the contract period.
Contract (dividend) period	The contract period, for purposes of dividends declared and paid, will be from, but excluding the third Friday of December of the year preceding the maturity year, if this is an exchange day; otherwise from and excluding the exchange day immediately preceding that day, up to and including the third Friday of December of the maturity year if this is an exchange day; otherwise up to and including the exchange day immediately preceding that day.
Trading hours	Order book: 8:30 – 17:30 CET TES Block Trading: 8:30 – 19:00 CET

Contract specifications – EURO STOXX 50[®] Index Dividend Options

Underlying	EURO STOXX 50 [®] DVP (Dividend Points Index)
Contract value	EUR 100 per index dividend point of the underlying.
Settlement	Cash settlement, payable on the first exchange day following the final settlement day.
Price Quotation and minimum price change	The price quotation is in points, with two decimal places. The minimum price change is 0.01 points, equivalent to a value of EUR 1 per contract.
Contract months	The ten nearest successive annual contracts of the December cycle (from the first exchange day after the last trading day of the calendar year up to the final settlement day of the following calendar year) are available for trading at any time.
Last trading day and final settlement day	Last trading day is the final settlement day. Final settlement day is the third Friday of each December expiration month if this is an exchange day; otherwise the exchange day immediately preceding that day. Close of trading in the expiring option series on the last trading day is at 12:00 CET.
Daily settlement price	The daily settlement price is established by Eurex. The daily settlement prices for EURO STOXX 50 [®] Index Dividend Options are determined through the Black/Scholes 76 model.
Final settlement price	The final settlement price is established by Eurex on the final settlement day at 12:00 CET based on the final value of the underlying index for the relevant contract period. Determining is the cumulative total of the relevant gross dividends declared and paid by the individual constituents of the underlying index as calculated in the form of index points by STOXX Ltd., Deutsche Börse AG as well as SIX Swiss Exchange for the contract period.
Exercise	European-style; an option can only be exercised on the final settlement day of the respective option series until the end of the Post-Trading Full Period (20:30 CET).
Exercise prices	At least nine exercise prices shall be available for each expiry for each call and put, such that four exercise prices are in-the-money, one is at-the-money and four are out-of-the-money.
Strike price intervals	EURO STOXX 50 [®] Index Dividend Options have execution prices with intervals in the amount of not less than one point. Option series with a term of up to 59 months may have exercise prices of five points or of ten points for option series with a term of more than 59 months.
Option premium/Margining	The premium is payable in full in the currency of the respective contract on the exchange day following the day of the trade.

Contract specifications – Single Stock Dividend Futures

Underlying	Annual dividend payments
Price quotation and minimum price change	The price quotation is in EUR/CHF/USD with three decimal places and in pence with two decimal places respectively. The minimum price change is EUR/CHF/USD 0.001 and 0.01 pence, equivalent to a value of EUR/CHF/USD 1 and 10 pence per contract respectively.
Contract value	Dividend payments in relation to a contract size of 1000 shares.
Contract years and reference period	The five (or seven for selected SSDFs) nearest successive annual contracts of the December cycle (from the first exchange day after the Last Trading Day of the calendar year up to the final settlement day of the following calendar year) are available for trading at any time. Each dividend is determined as paid on ex-dividend date. All dividends determined as paid within the contract period will be added to determine the final settlement price.
Last trading day and final settlement day	Last trading day is the final settlement day. Final settlement day is the third Friday of each December maturity month if this is an exchange day; otherwise the exchange day immediately preceding that day. Close of trading in the maturing futures on the last trading day is at 12:00 CET.
Daily settlement price	The daily settlement price for the current maturity month is derived from the volume-weighted average of the prices of all transactions during the minute before 17:30 CET (reference point), provided that more than five trades transacted within this period. For the remaining maturity months, the daily settlement price for a contract is determined based on the average bid/ask spread of the combination order book.
Final settlement price	The final settlement price is established by Eurex on the final settlement day at 12:00 CET, corresponding to the dividend for the respective company's business year. The final settlement price is determined to four decimal places.
Corporate actions	Corporate actions are treated in the same manner like Eurex Single Stock Futures in the adjustment of contract sizes and issuing of new contract series where necessary. Adjustments to contract sizes etc. will be made for special/extraordinary dividends – which are excluded from the contracts final settlement price. Eurex will target “home market” (IDEM) treatment of corporate actions for Italian names.
Trading hours	Order book: 8:30 – 17:30 CET TES Block Trading: 8:30 – 19:00 CET

SSDFs – Current product suite and pricing (Total:322)

Single Stock Dividend Futures & Fees per contract (Regular Orderbook Transactions)

Germany		France		Netherlands		Switzerland		UK		USA		Nordics	
Addax	A2DS 1.20 EUR	Accor	A2CR 0.20 EUR	ABN Amro	A2BN 0.50 EUR	ABB	A3BB 1.60 CHF	3i Group	I2IH 0.16 GBP	3M	M2MM 1.20 USD	Elisa	E2IA 1.20 EUR
Allianz	A2LV 1.20 EUR	Air Liquide	A7YR 1.20 EUR	Adyen	A2DY 0.10 EUR	Adecco	A2BB 1.60 CHF	Anglo American	A2AL 1.20 USD	AbbVie	A2BV 1.20 USD	Fortum	F2OT 1.20 EUR
BASF	B2AS 1.20 EUR	Airbus	A8IR 1.20 EUR	AEGON	A2EN 0.20 EUR	Adecco	A2DE 1.60 CHF	AstraZeneca	A2AL 1.20 USD	Altria Group	M2OF 1.20 USD	KONE	K3CA 1.20 EUR
Bayer	B3AY 1.20 EUR	ALSTOM	A5OM 0.50 EUR	Ahold Delhaize	A3HO 1.20 EUR	Alcon	A2CF 0.30 CHF	Aviva	A2ZN 1.20 USD	Amazon.com	A2MZ 0.20 USD	K4C4	K4C4 1.20 EUR
Beiersdorf	B2EI 0.90 EUR	AtoS	A2X1 0.90 EUR	Akzo Nobel	A3KU 1.20 EUR	Cie Financière Richemont	C3FR 1.60 CHF	Apple	A3AP 1.20 USD	Blackstone	B2X 1.20 USD	Neste	N2EF 1.20 EUR
BMW	B2MW 1.20 EUR	AXA	A2XA 1.20 EUR	ArcelorMittal	I2SS 0.70 USD	BAE Systems	C4FR 1.60 CHF	AT&T	A3V 0.16 GBP	Bristol-Myers Squibb	B2MY 1.20 USD	N4OA	N4OA 0.10 EUR
Brenntag	B2RG 1.20 EUR	BNP Paribas	B2NP 1.20 EUR	ASM International	I4SP 0.50 EUR	Barclays	C5FR 1.60 CHF	Automatic Data Processing	B2A 0.16 GBP	Chevron	C2VX 1.20 USD	N2BD	N2BD 0.90 EUR
CECONOMY	C2EC 0.10 EUR	Bouygues	B2YG 1.20 EUR	ASML Holding	A2SI 1.20 EUR	BHP Group	G2EB 1.60 CHF	Bank of America	B3AR 0.04 GBP	Cisco Systems	C2SC 1.20 USD	Orion	O2NG 1.20 EUR
Continental	C2ON 1.20 EUR	Cappellini	C2GM 1.20 EUR	ASR Nederland NV	A2SM 1.20 EUR	BP	G2V1 1.60 CHF	Best Buy	B3LT 1.20 USD	Colgroup	C2T 1.20 USD	Sampo	S3MP 1.20 EUR
Covestro	C2OV 1.20 EUR	Carrefour	C3AR 0.90 EUR	DSM Firmenich	D2SR 1.20 EUR	British American Tobacco	B2AE 1.60 CHF	Blackstone	B4LT 1.20 USD	Colgate-Palmolive	C2LP 1.20 USD	S6MP	S6MP 1.20 EUR
Daimler Truck	D2TG 1.20 EUR	Casino Guichard	C2AJ 0.10 EUR	Heineken	D2SM 1.20 EUR	BT Group	H3OL 1.60 CHF	Bristol-Myers Squibb	B2P 0.04 GBP	Dow Inc.	D2OW 1.20 USD	Sampo Mandatum	S7MP 1.20 EUR
Deutsche Bank	D4BK 0.20 EUR	Covivio	F2DR 1.20 EUR	ING Groep	I2NN 0.90 EUR	Burberry	L2NN 1.60 CHF	Chevron	B2AT 0.30 GBP	Exxon Mobil	E2XM 1.20 USD	Stora Enso	E2NU 0.50 EUR
Deutsche Börse	D3B1 1.20 EUR	Crédit Agricole	X2CA 0.90 EUR	JDE Peet's	J2DE 0.90 EUR	Nestlé	N2NB 1.60 CHF	BT Group	B2T 0.04 GBP	General Electric	G2EC 0.70 USD	UPM Kymmene	R2PL 1.20 EUR
Deutsche Post	D2PW 1.20 EUR	Danone	B2SN 1.20 EUR	INN Group	I2NN 0.90 EUR	Novartis	N2OV 1.60 CHF	Burberry	B2RB 0.16 GBP	General Mills	G2SF 1.20 USD	Telia Co AB	T2IA 12.00 SEK
Deutsche Telekom	D2TE 0.90 EUR	Dassault Systèmes	D2SY 0.10 EUR	Philips	P2PH 0.90 EUR	Roche Holding	R2OG 1.60 CHF	Centrica	C2NA 0.04 GBP	Hewlett Packard	H2PE 0.70 USD	Skandinaviska Enskilda Banken	S2EB 12.00 SEK
E.ON	E3OA 0.50 EUR	ENGIE	G2ZF 0.90 EUR	Prosus	P2RX 0.20 EUR	SIGS	S2GS 1.60 CHF	Diageo	D2GE 0.30 GBP	IBM	I2BM 1.20 USD	Swedbank AB	S2WE 12.00 SEK
Evonik Industries	E2FK 0.90 EUR	EssilorLuxottica	E2SL 1.20 EUR	Randstad	R2AN 1.20 EUR	Sandoz	S2DZ 1.60 CHF	easyJet	E2ZJ 0.04 GBP	Intel	I2NT 1.20 USD	Ericsson LM	E2RI 12.00 SEK
Fresenius	F2RE 1.20 EUR	Hermes International	H2MI 1.20 EUR	Royal Dutch Shell	R2DA 1.20 EUR	Stadler Rail	S2RA 1.60 CHF	Glencore	G2LE 0.20 USD	Johnson & Johnson	J2NJ 1.20 USD	Svenska Handelsbanken	S2HB 12.00 SEK
Fresenius Medical Care	F2ME 0.90 EUR	Kering	K2PX 1.20 EUR	Royal KPN	R2PN 0.10 EUR	Swatch Group	S2WH 1.60 CHF	Glencore	G2LE 0.20 USD	JPMorgan Chase	J2PM 1.20 USD	Telenor ASA	T2EL 12.00 NOK
Hapag-Lloyd	H2LA 1.20 EUR	Klépierre	L2IF 1.20 EUR	Swiss Re	S2SR 1.60 CHF	Swiss Life Holding	S2LH 1.60 CHF	Legal & General	L2EF 0.04 GBP	General Mills	G2SF 1.20 USD	Orsted AS	O2RS 12.00 DKK
HeidelbergCement	H2EI 1.20 EUR	L'Oréal	L2OR 1.20 EUR	Unibail-Rodamco-Westfield	U2BL 0.50 EUR	Swiss Re	S2SR 1.60 CHF	Lloyds Banking Group	L2LO 0.04 GBP	Hewlett Packard	H2PE 0.70 USD	Danske Bank A/S	D2KE 12.00 DKK
Henkel	H2EN 1.20 EUR	LVMH	L2MH 1.20 EUR	Unilever NV	U2NI 1.20 EUR	UBS	U2SS 0.70 USD	London Stock Exchange	L2LS 0.30 GBP	IBM	I2BM 1.20 USD		
Hugo Boss	B2OS 0.90 EUR	Michelin	M2CH 1.20 EUR			Zurich Financial Services	Z2UR 1.60 CHF	National Grid	N2G 0.16 GBP	Intel	I2NT 1.20 USD		
Infinion	I2FX 0.20 EUR	Orange	F2TE 0.90 EUR					Imperial Brands	I2MB 0.30 GBP	Johnson & Johnson	J2NJ 1.20 USD		
K+S	S2DF 1.20 EUR	Pernot-Ricard	P2ER 1.20 EUR					Legal & General	L2EF 0.04 GBP	JPMorgan Chase	J2PM 1.20 USD		
Lufthansa	L2HA 0.10 EUR	Publicis Groupe	P2UA 1.20 EUR					Lloyds Banking Group	L2LO 0.04 GBP	Kellanova	K2LO 1.20 USD		
Mercedes Benz	D2AI 1.20 EUR	Renault	R2NL 0.20 EUR					McDonald's	M2CD 1.20 USD	Merck & Co.	M2CC 1.20 USD		
	D3AI 1.20 EUR	Safran	S2EF 1.20 EUR					McDonald's	M2CD 1.20 USD	Merck & Co.	M2CC 1.20 USD		
Merck	M2RK 1.20 EUR	Saint-Gobain	G2OB 1.20 EUR					London Stock Exchange	L2LS 0.30 GBP	Merck & Co.	M2CC 1.20 USD		
MTU Aero Engines	M2TE 1.20 EUR	Sanofi	S2NF 1.20 EUR					National Grid	N2G 0.16 GBP	Merck & Co.	M2CC 1.20 USD		
Münchener Rückversicherung	M2UV 1.20 EUR	Sanofi-EUROAPI Basket	S2NW 1.20 EUR					Shell (USD)	S2EL 1.20 USD	Merck & Co.	M2CC 1.20 USD		
Porsche Automobil Holding	P2AG 1.20 EUR	Schneider Electric	S2ND 1.20 EUR					Imperial Brands	I2MB 0.30 GBP	Merck & Co.	M2CC 1.20 USD		
Porsche Preferred Shares	P2AG 1.20 EUR	Société Générale	S2GE 1.20 EUR					Legal & General	L2EF 0.04 GBP	Merck & Co.	M2CC 1.20 USD		
ProSiebenSat.1	P2MP 0.90 EUR	Sodexo	S3JT 1.20 EUR					Lloyds Banking Group	L2LO 0.04 GBP	Merck & Co.	M2CC 1.20 USD		
Puma	P2UM 0.90 EUR	Stellantis	P2EU 1.20 EUR					McDonald's	M2CD 1.20 USD	Merck & Co.	M2CC 1.20 USD		
RWE	R4WE 1.20 EUR	STMicroelectronics	S2GM 0.20 USD					McDonald's	M2CD 1.20 USD	Merck & Co.	M2CC 1.20 USD		
SAP	S3AP 1.20 EUR	Teleperformance	R2CF 1.20 EUR					London Stock Exchange	L2LS 0.30 GBP	Merck & Co.	M2CC 1.20 USD		
S4AP	S4AP 1.20 EUR	Thales	C2SF 1.20 EUR					National Grid	N2G 0.16 GBP	Merck & Co.	M2CC 1.20 USD		
Sartorius	S2RT 1.20 EUR	TotalEnergies	T2OT 1.20 EUR					Shell (USD)	S2EL 1.20 USD	Merck & Co.	M2CC 1.20 USD		
Siemens	S3IE 1.20 EUR	Universal Music	U2MG 0.50 EUR					Imperial Brands	I2MB 0.30 GBP	Merck & Co.	M2CC 1.20 USD		
S4IE	S4IE 1.20 EUR	Valso	V2SA 0.90 EUR					Legal & General	L2EF 0.04 GBP	Merck & Co.	M2CC 1.20 USD		
Siemens Energy	E2NR 0.10 EUR	Vallourec	V3AC 0.10 EUR					Lloyds Banking Group	L2LO 0.04 GBP	Merck & Co.	M2CC 1.20 USD		
Siemens Healthineers	S2HF 1.20 EUR	Veolia Environnement	V2VD 1.20 EUR					McDonald's	M2CD 1.20 USD	Merck & Co.	M2CC 1.20 USD		
Symrise	S2YF 1.20 EUR	Vinci	V3VJ 1.20 EUR					McDonald's	M2CD 1.20 USD	Merck & Co.	M2CC 1.20 USD		
TAG Immobilien	T2EG 1.20 EUR	Vivendi	V6VU 0.20 EUR					London Stock Exchange	L2LS 0.30 GBP	Merck & Co.	M2CC 1.20 USD		
ThyssenKrupp	T2KA 0.10 EUR	Vivendi-UMG Basket	V5VU 0.90 EUR					National Grid	N2G 0.16 GBP	Merck & Co.	M2CC 1.20 USD		
Vonovia	A2NN 1.20 EUR							Shell (USD)	S2EL 1.20 USD	Merck & Co.	M2CC 1.20 USD		
	A3NN 1.20 EUR							Imperial Brands	I2MB 0.30 GBP	Merck & Co.	M2CC 1.20 USD		
	V2W3 1.20 EUR							Legal & General	L2EF 0.04 GBP	Merck & Co.	M2CC 1.20 USD		
VW	V3W3 1.20 EUR							Lloyds Banking Group	L2LO 0.04 GBP	Merck & Co.	M2CC 1.20 USD		

Further information

Statistics

[Eurex Exchange](#) > [Data](#) > [Statistics](#) > [Monthly statistics](#)

Product overview

[Eurex Exchange](#) > [Markets](#) > [Dividends](#)

Publications

[Eurex Exchange](#) > [Find](#) > [Publications](#)

Market-Making

[Eurex Exchange](#) > [Trade](#) > [Market-Making and Liquidity Provisioning](#)

Contacts

Derivatives Sales – Equity and Index

EMEA

Paul Beck

Eurex / Deutsche Börse AG
Clearstream, The Square
42, Avenue JF Kennedy
L-1855 Luxembourg

P: +352 2 43-3 61 42
paul.beck@deutsche-boerse.com

Asia

Mezhgan Qabool

Eurex
9 Raffles Place, Representative Office Hong Kong
56-01 Republic Plaza
Singapore

P (M): +65 88 69-90 13
P (W): +65 65 97-30 62
mezhgan.qabool@eurex.com

Sales Americas

Buy Side:

Damien Zinck
P: +1 312 544 1051
damien.zinck@eurex.com

Sell Side:

Rachna Mathur
P: +1 212 309 9308
rachna.mathur@eurex.com

Derivatives Product Design - Equity and Index

Lorena Dishnica

Deutsche Börse AG
11 Westferry Circus, Canary Wharf
E14 4HE London
United Kingdom

P: +44 20 7862 72 42
F: +44 20 7862 92 42
lorena.dishnica@eurex.com

Stuart Heath

Deutsche Börse AG
11 Westferry Circus, Canary Wharf
E14 4HE London
United Kingdom

P: +44 20 7862 7253
F: +44 20 7862 9253
stuart.heath@eurex.com

Thank you!

Disclaimer

© Eurex 2023

Deutsche Börse AG (DBAG), Clearstream Banking AG (Clearstream), Eurex Frankfurt AG, Eurex Clearing AG (Eurex Clearing) and Eurex Repo GmbH (Eurex Repo) are corporate entities and are registered under German law. Eurex Global Derivatives AG is a corporate entity and is registered under Swiss law. Clearstream Banking S.A. is a corporate entity and is registered under Luxembourg law. Deutsche Boerse Asia Holding Pte. Ltd., Eurex Clearing Asia Pte. Ltd. and Eurex Exchange Asia Pte. Ltd are corporate entities and are registered under Singapore law. Eurex Frankfurt AG (Eurex) is the administrating and operating institution of Eurex Deutschland. Eurex Deutschland is in the following referred to as the “Eurex Exchange”.

All intellectual property, proprietary and other rights and interests in this publication and the subject matter hereof (other than certain trademarks and service marks listed below) are owned by DBAG and its affiliates and subsidiaries including, without limitation, all patent, registered design, copyright, trademark and service mark rights. While reasonable care has been taken in the preparation of this publication to provide details that are accurate and not misleading at the time of publication DBAG, Clearstream, Eurex, Eurex Clearing, Eurex Repo as well as the Eurex Exchange and their respective servants and agents (a) do not make any representations or warranties regarding the information contained herein, whether express or implied, including without limitation any implied warranty of merchantability or fitness for a particular purpose or any warranty with respect to the accuracy, correctness, quality, completeness or timeliness of such information, and (b) shall not be responsible or liable for any third party’s use of any information contained herein under any circumstances, including, without limitation, in connection with actual trading or otherwise or for any errors or omissions contained in this publication.

This publication is published for information purposes only and shall not constitute investment advice respectively does not constitute an offer, solicitation or recommendation to acquire or dispose of any investment or to engage in any other transaction. This publication is not intended for solicitation purposes but only for use as general information.

All descriptions, examples and calculations contained in this publication are for illustrative purposes only.

Eurex and Eurex Clearing offer services directly to members of the Eurex Exchange respectively to clearing members of Eurex Clearing. Those who desire to trade any products available on the Eurex market or who desire to offer and sell any such products to others or who desire to possess a clearing license of Eurex Clearing in order to participate in the clearing process provided by Eurex Clearing, should consider legal and regulatory requirements of those jurisdictions relevant to them, as well as the risks associated with such products, before doing so.

Only Eurex derivatives that are CFTC-approved may be traded via direct access in the United States or by United States persons. A complete, up-to-date list of Eurex derivatives that are CFTC-approved is available at: <http://www.eurexchange.com/exchange-en/products/eurex-derivatives-us>. In addition, Eurex representatives and participants may familiarise U.S. Qualified Institutional Buyers (QIBs) and broker-dealers with certain eligible Eurex

equity options and equity index options pursuant to the terms of the SEC’s July 1, 2013 Class No-Action Relief. A complete, up-to-date list of Eurex options that are eligible under the SEC Class No-Action Relief is available at: <http://www.eurexchange.com/exchange-en/products/eurex-derivatives-us/eurex-options-in-the-us-for-eligible-customers...> Lastly, U.S. QIBs and broker-dealers trading on behalf of QIBs may trade certain single-security futures and narrow-based security index futures subject to terms and conditions of the SEC’s Exchange Act Release No. 60,194 (June 30, 2009), 74 Fed. Reg. 32,200 (July 7, 2009) and the CFTC’s Division of Clearing and Intermediary Oversight Advisory Concerning the Offer and Sale of Foreign Security Futures Products to Customers Located in the United States (June 8, 2010).

Trademarks and Service Marks

Buxl®, DAX®, DivDAX®, eb.rexx®, Eurex®, Eurex Repo®, Eurex Strategy WizardSM, Euro GC Pooling®, FDAX®, FWB®, GC Pooling®, GCPI®, MDAX®, ODAX®, SDAX®, TecDAX®, USD GC Pooling®, VDAX®, VDAX-NEW® and Xetra® are registered trademarks of DBAG. All MSCI indexes are service marks and the exclusive property of MSCI Barra. ATX®, ATX® five, CECE® and RDX® are registered trademarks of Vienna Stock Exchange AG. IPD® UK Quarterly Indexes are registered trademarks of Investment Property Databank Ltd. IPD and have been licensed for the use by Eurex for derivatives. SLI®, SMI® and SMIM® are registered trademarks of SIX Swiss Exchange AG. The STOXX® indexes, the data included therein and the trademarks used in the index names are the intellectual property of STOXX Limited and/or its licensors. Eurex derivatives based on the STOXX® indexes are in no way sponsored, endorsed, sold or promoted by STOXX and its licensors and neither STOXX nor its licensors shall have any liability with respect thereto. Bloomberg Commodity IndexSM and any related sub-indexes are service marks of Bloomberg L.P. PCS® and Property Claim Services® are registered trademarks of ISO Services, Inc. Korea Exchange, KRX, KOSPI and KOSPI 200 are registered trademarks of Korea Exchange Inc. BSE and SENSEX are trademarks/service marks of Bombay Stock Exchange (BSE) and all rights accruing from the same, statutory or otherwise, wholly vest with BSE. Any violation of the above would constitute an offence under the laws of India and international treaties governing the same.

The names of other companies and third party products may be trademarks or service marks of their respective owners.

Eurex Deutschland qualifies as manufacturer of packaged retail and insurance-based investment products (PRIIPs) under Regulation (EU) No 1286/2014 on key information documents for packaged retail and insurance-based investment products (PRIIPs Regulation), and provides key information documents (KIDs) covering PRIIPs traded on Eurex Deutschland on its website under the following link: <http://www.eurexchange.com/exchange-en/resources/regulations/eu-regulations/priips-kids>.

In addition, according to Art. 14(1) PRIIPs Regulation the person advising on, or selling, a PRIIP shall provide the KID to retail investors free of charge.