

# Eurex Dividend Derivatives

September 2021



# Eurex offers a wide range of Dividend Derivatives

Evolution of the dividend market segment and product portfolio



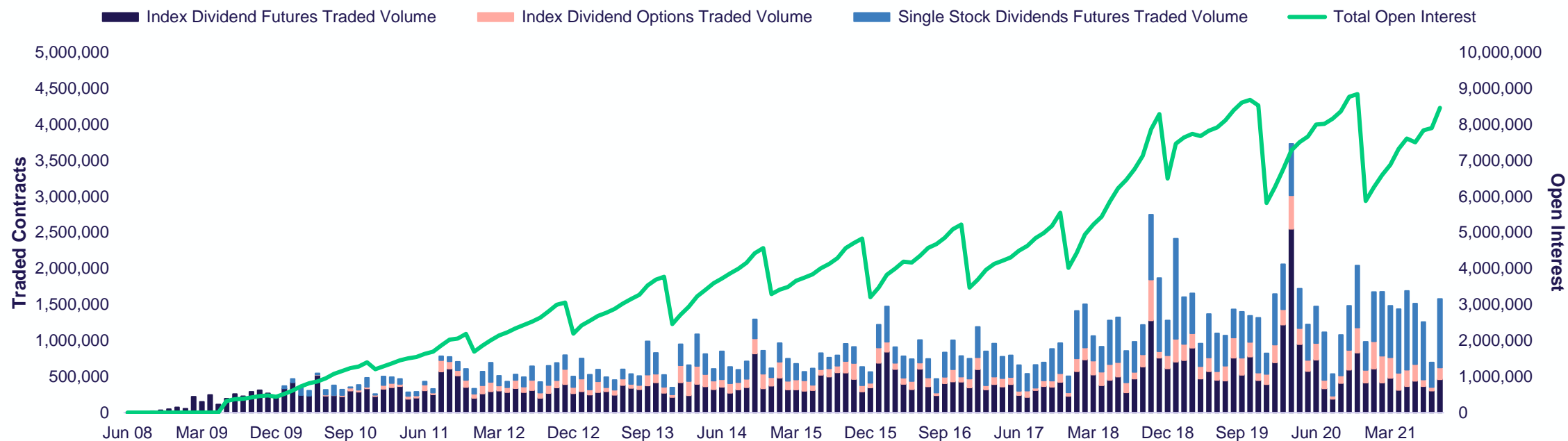
## Eurex Dividend Derivatives



# Dividend Derivatives volume development

## Volume & Open Interest

### Eurex Index and Single Stock Dividend Derivatives



Year	Traded Contracts	Daily Average	YoY Change	Order Book Share	No. of Trades	Market Share			Volume Split	
						Agent	MM	Principal	Options	Futures
2021	12,996,666	67,691	-10.84%	11.94%	107,053	64%	28%	8%	16%	84%
2020	19,078,867	74,819	15.80%	23.84%	294,424	57%	32%	12%	14%	86%
2019	16,475,056	65,118	0.23%	18.97%	146,637	55%	36%	9%	15%	85%
2018	16,436,598	64,967	74%	18.86%	137,099	53%	36%	11%	14%	86%

# Your benefits trading Dividend Derivatives

Potential uses & applications of trading listed futures and options

## Dividend Derivatives

- ✓ Income protection – allows investors to lock in expected & implied dividends to assure income returns
- ✓ Hedging of dividend risk – particularly for structured products and equity options
- ✓ Directional views on dividends – trading of house views on earnings and distributions
- ✓ Isolation of price return/capital growth on equities
- ✓ Dispersion / correlation – trading single stock vs index dividends
- ✓ Opportunistic trades
- ✓ Curve trading – terms structures / calendar spreads
- ✓ Diversification
- ✓ Relative value trading – to other asset classes e.g. credit
- ✓ Underlying for dividend linked structures

## Listed futures

- ✓ No counterparty risk & no documentation required
- ✓ More liquidity and transparency comparing to the OTC
- ✓ Standardized treatment of corporate actions adjustments
- ✓ Underlying index for each contract and maturity to monitor accrued dividend
- ✓ Possibility to monitor the history of implied dividends across market events

# Eurex Dividend Derivatives outline

What are they & which dividends count?

## Outline

- Dividend Derivatives allow investors to take positions in, or hedge, future dividend payments – and can be based on individual stocks or on equity indexes.
- The futures and options contracts themselves settle to the realized value of dividend payments in a future period – i.e. that period referenced by the contract.
- In Europe the most common settlement period is an annual one (Dec to Dec) and the settlement of each contract is the value equivalent to dividends paid - either in cash (for individual stocks) or the dividend amount in index point equivalents.
- Gross (100%) of declared dividends, paid either in cash or shares, unless the related primary derivatives exchange / index provider makes an adjustment to underlying.

## Qualifying dividends

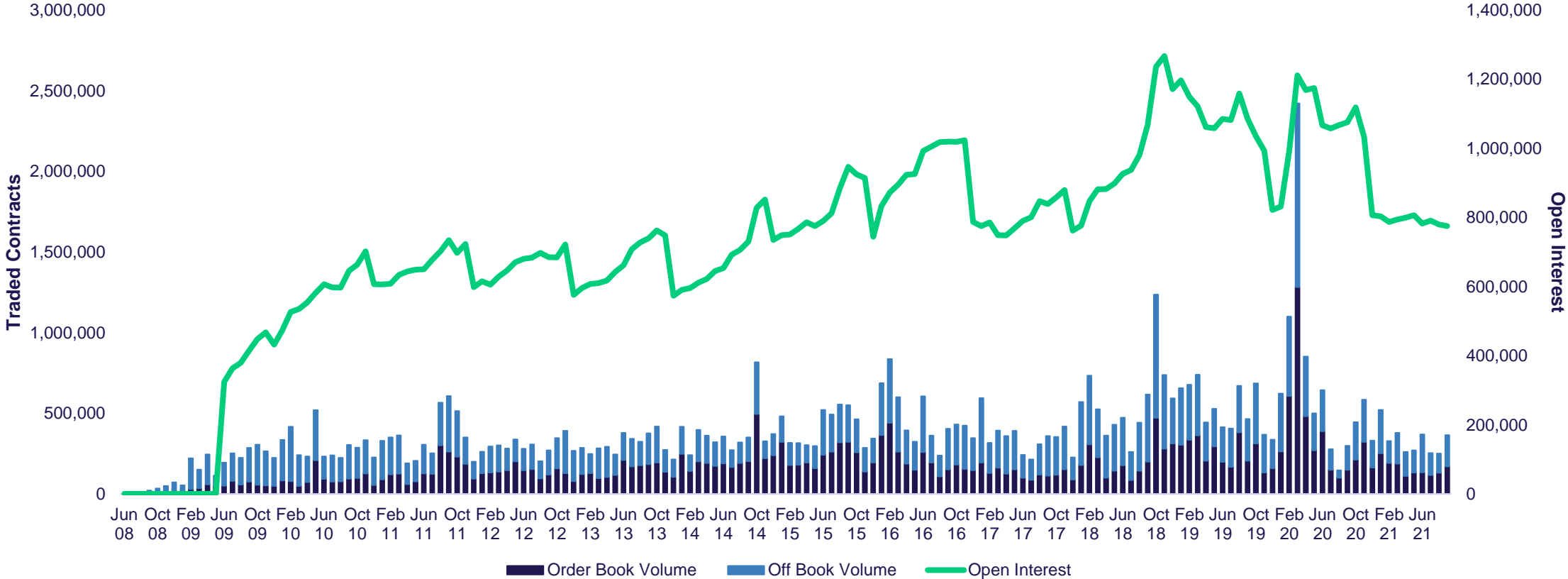
- Stock dividends are usually included at the cash equivalent amount.
- Dividends declared special or extraordinary by the issuer are usually excluded\*
- Return of capital: they follow the related underlying exchange rules.
- Share buy-backs are excluded.

\* However where such a special dividend is adjusted in the underlying price index by an amount net of withholding tax – that withholding tax element is used in the calculation for the gross dividend points.

# EURO STOXX 50<sup>®</sup> Index Dividend Futures

Volume & Open Interest

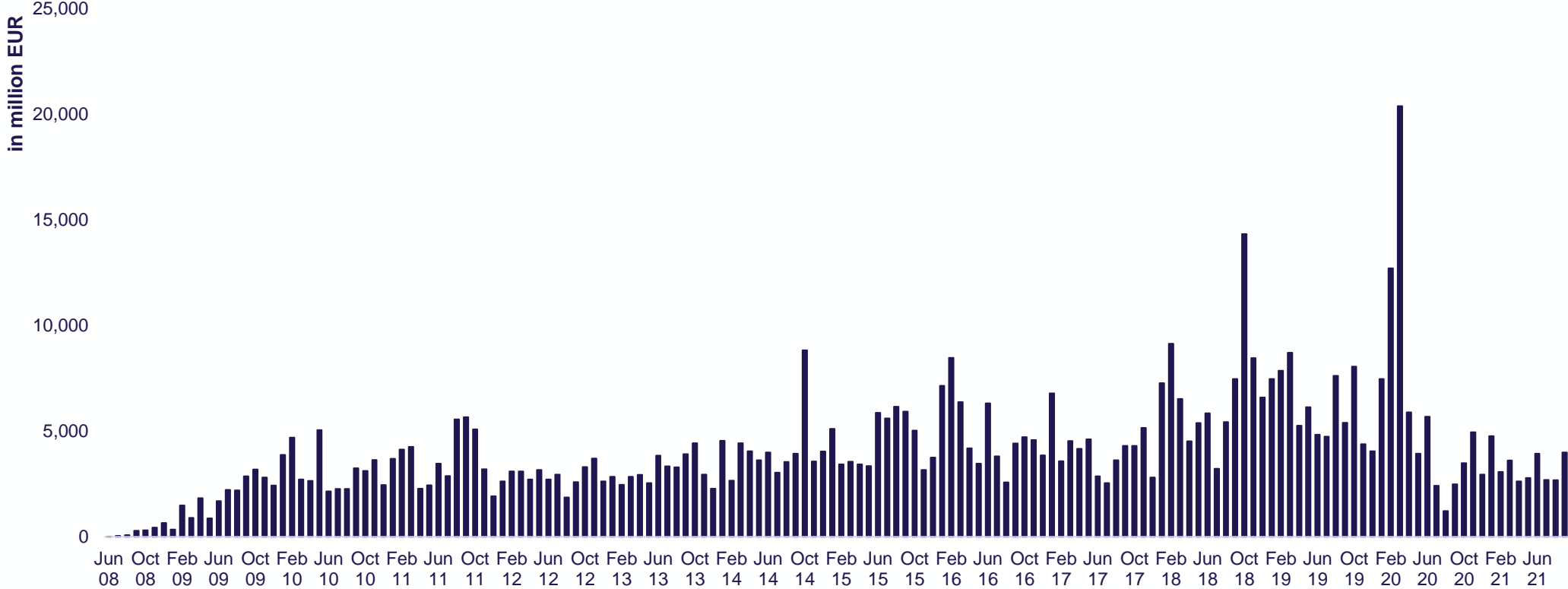
## EURO STOXX<sup>®</sup> 50 Index Dividend Futures



# EURO STOXX 50<sup>®</sup> Index Dividend Futures

Capital Volume in EUR

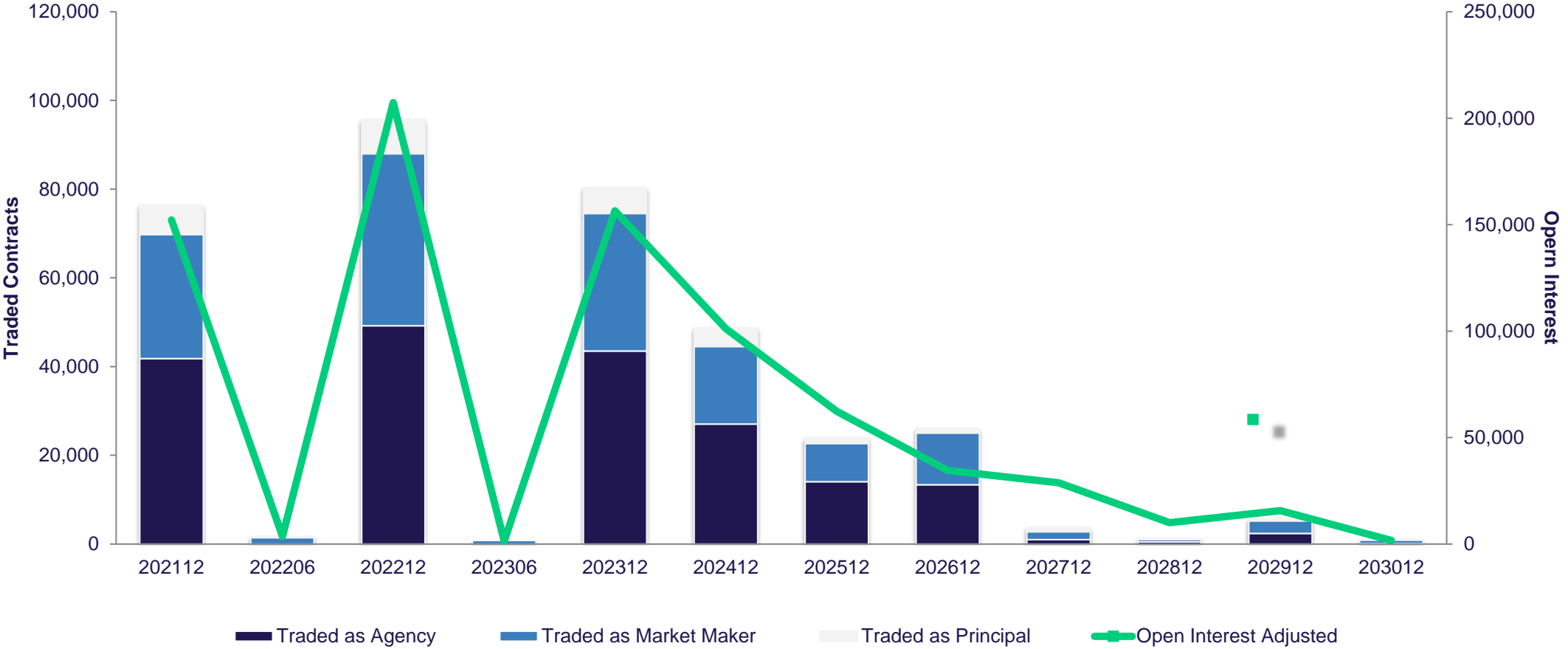
## EURO STOXX 50<sup>®</sup> Index Dividend Futures - Capital Volume



# Index Dividend Futures

Sep-2021 (by maturity)

## EURO STOXX 50® Index Futures - Term Structure

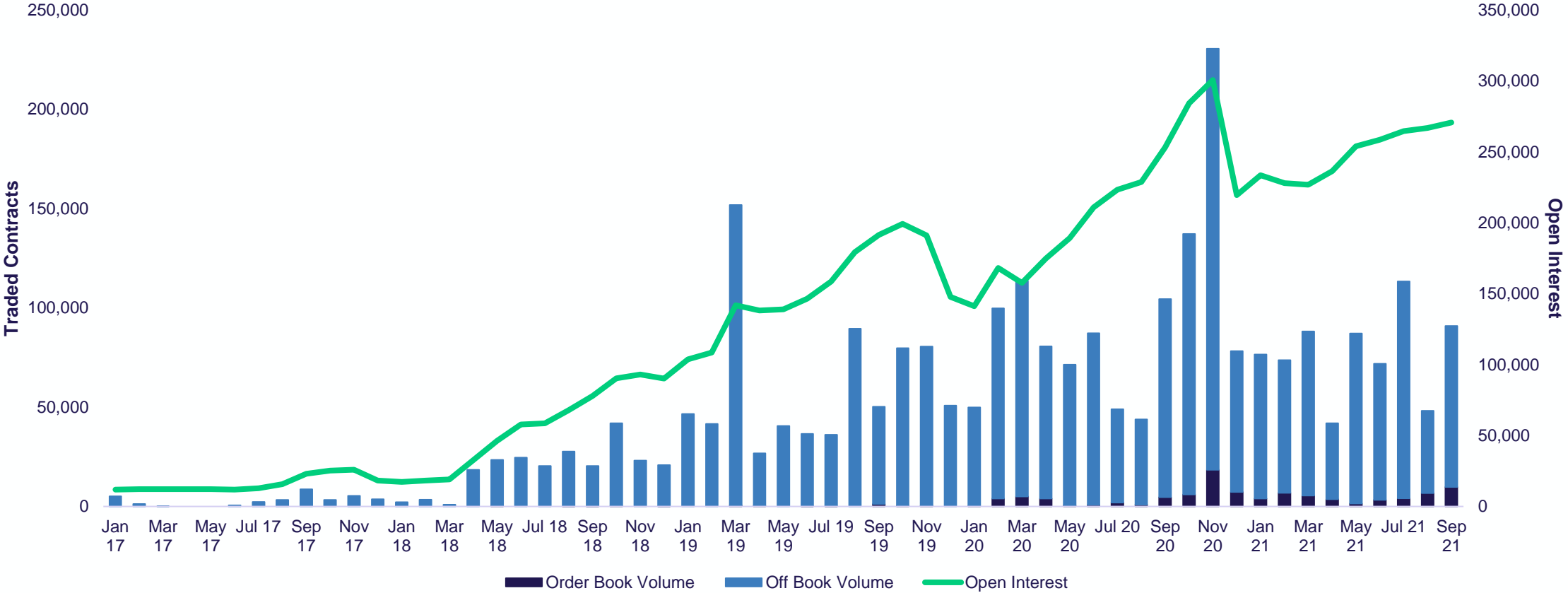




# Other Index Dividend Futures (1/2)

Underlying

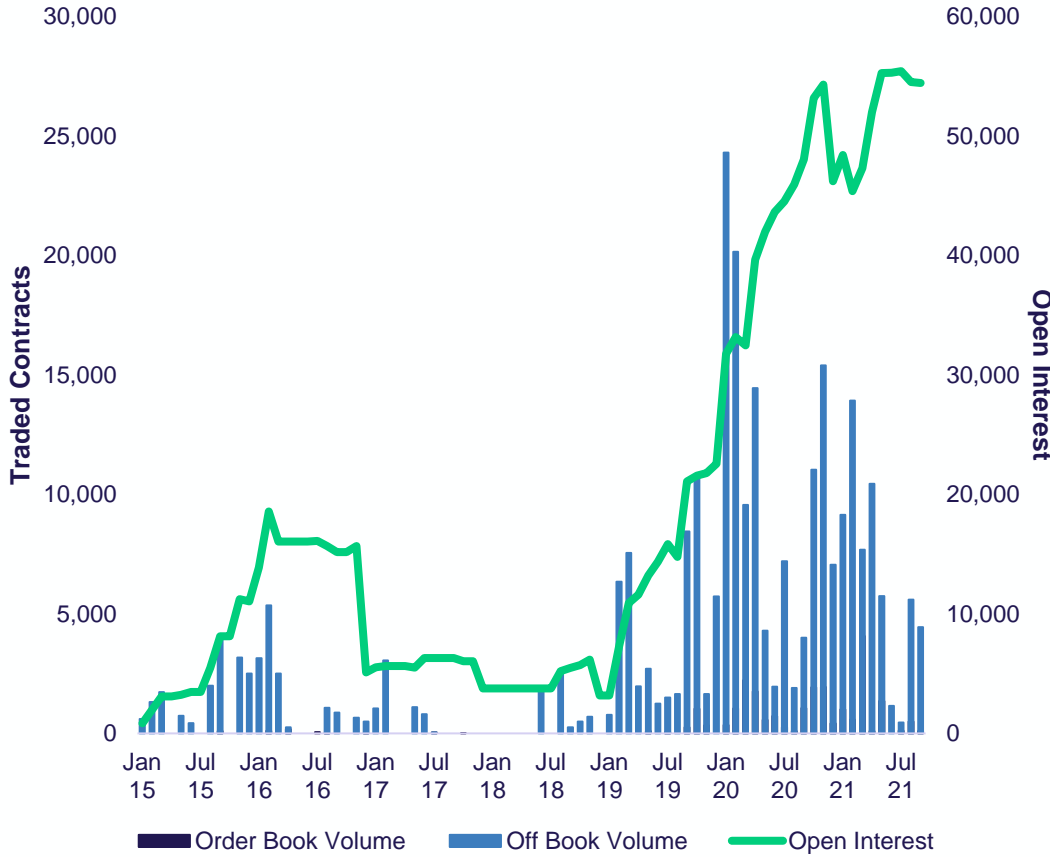
## EURO STOXX® Banks Dividend Futures



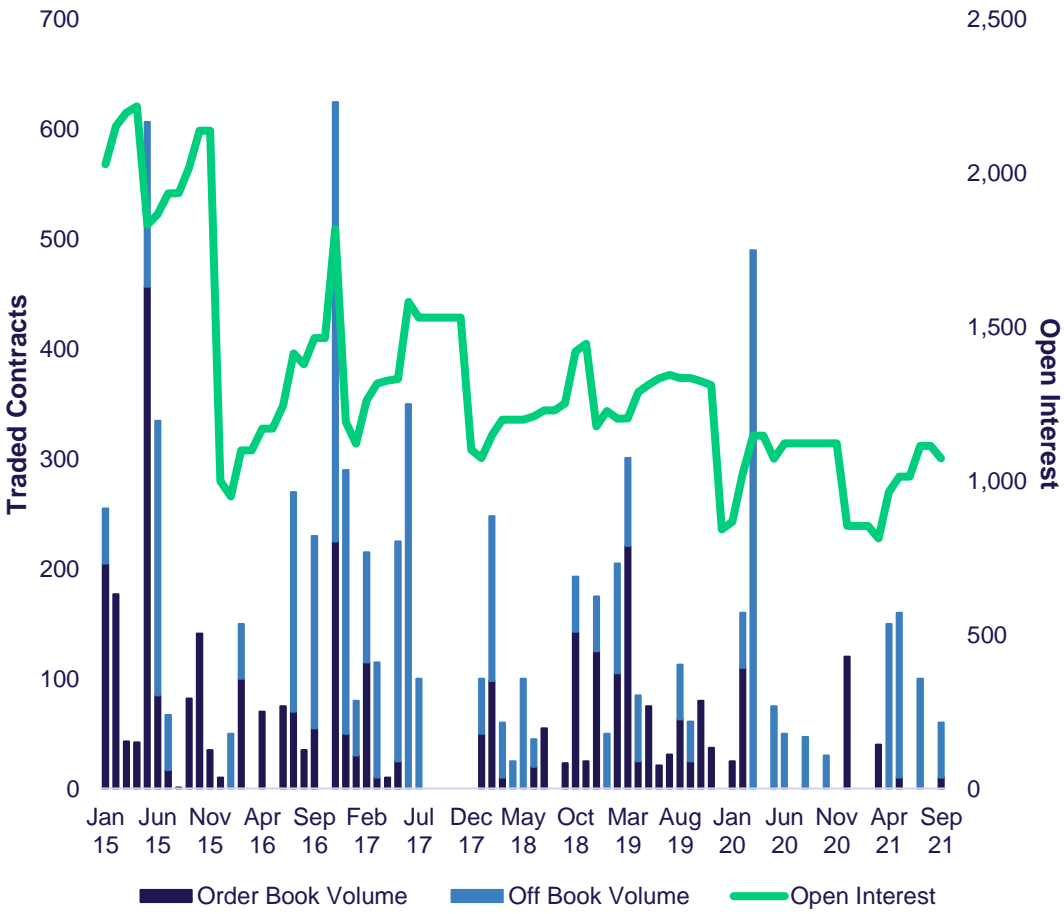
# Other Index Dividend Futures (2/2)

Underlying

## EURO STOXX® Select Dividend 30 Index Dividend Futures



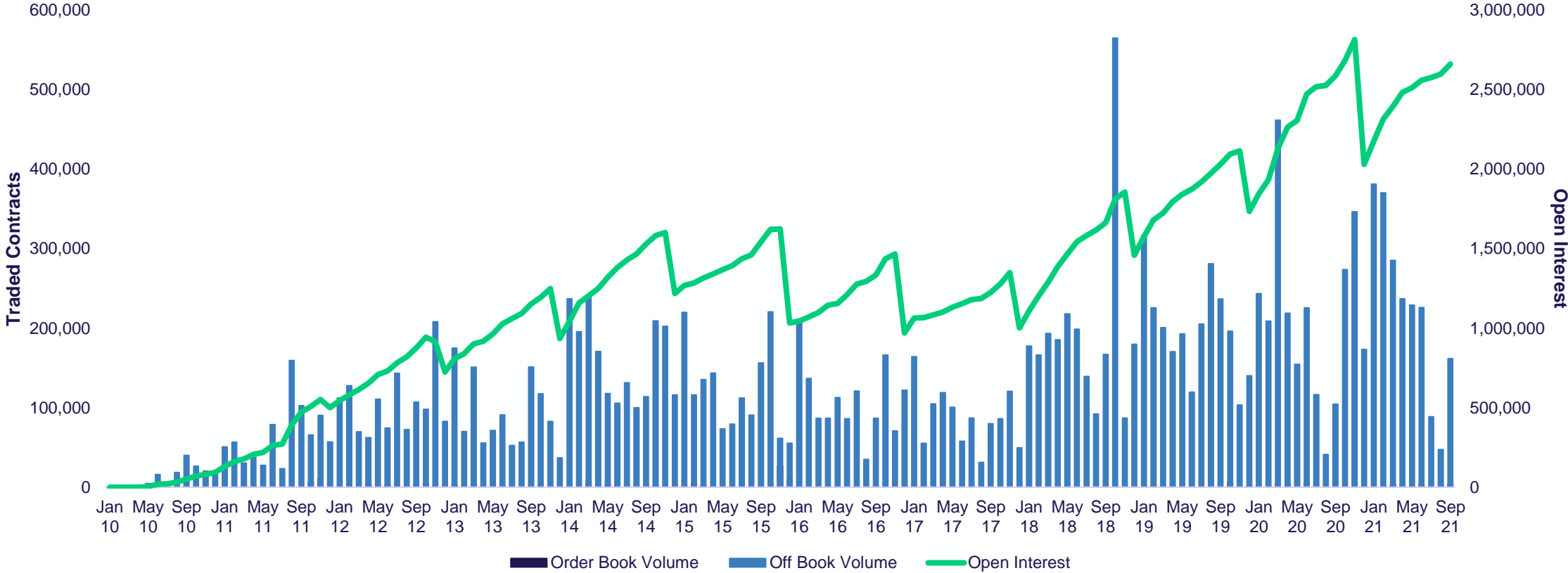
## SMI® Dividend Futures



# EURO STOXX 50<sup>®</sup> Index Dividend Options (OEXD)

Volume & Open Interest

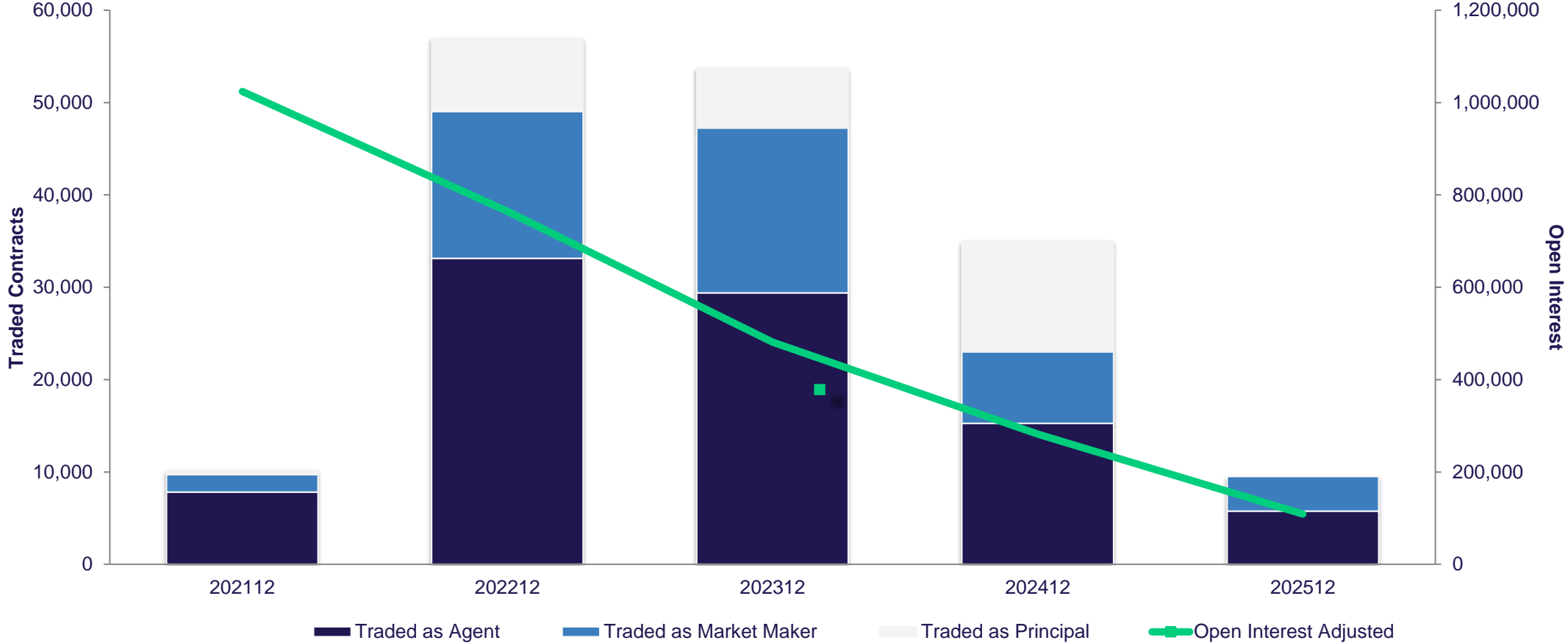
## EURO STOXX<sup>®</sup> 50 Index Dividend Options



# Index Dividend Options

Sep-2021 (by maturity)

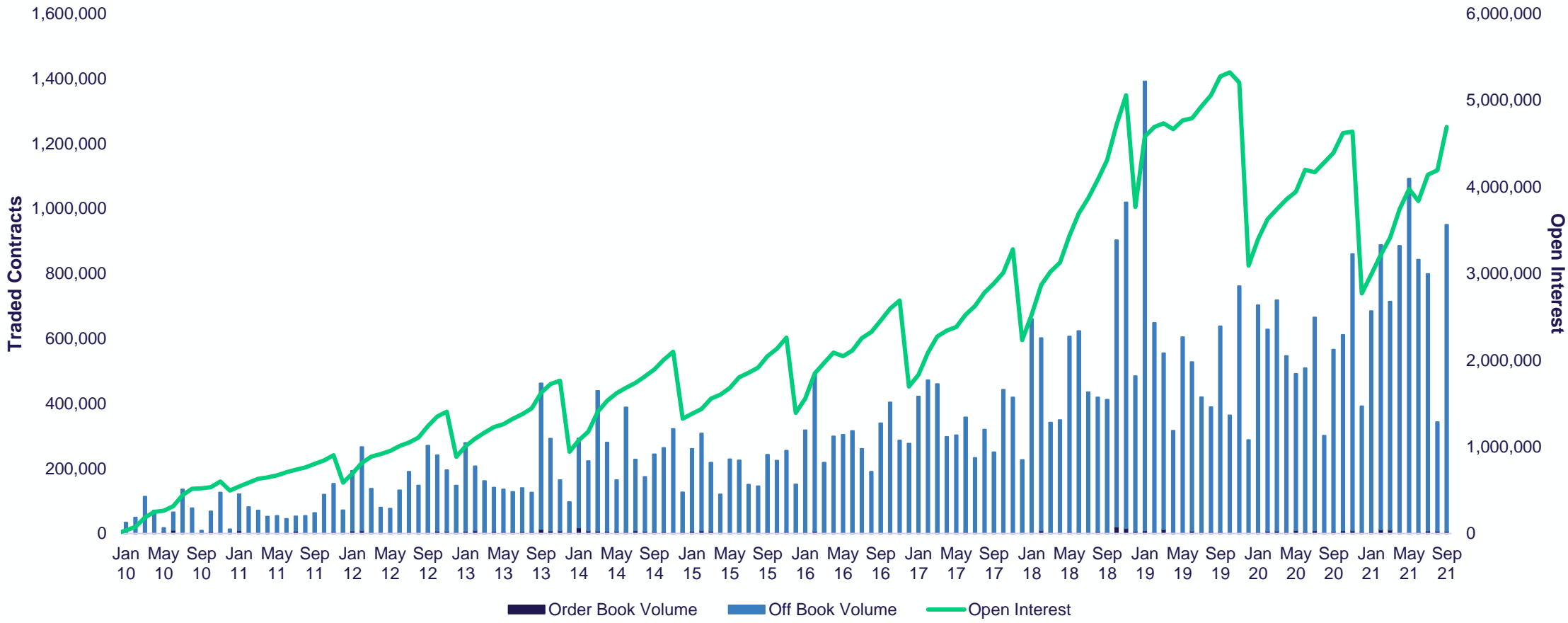
## EURO STOXX 50® Index Options - Term Structure



# Single Stock Dividend Futures

Volume & Open Interest

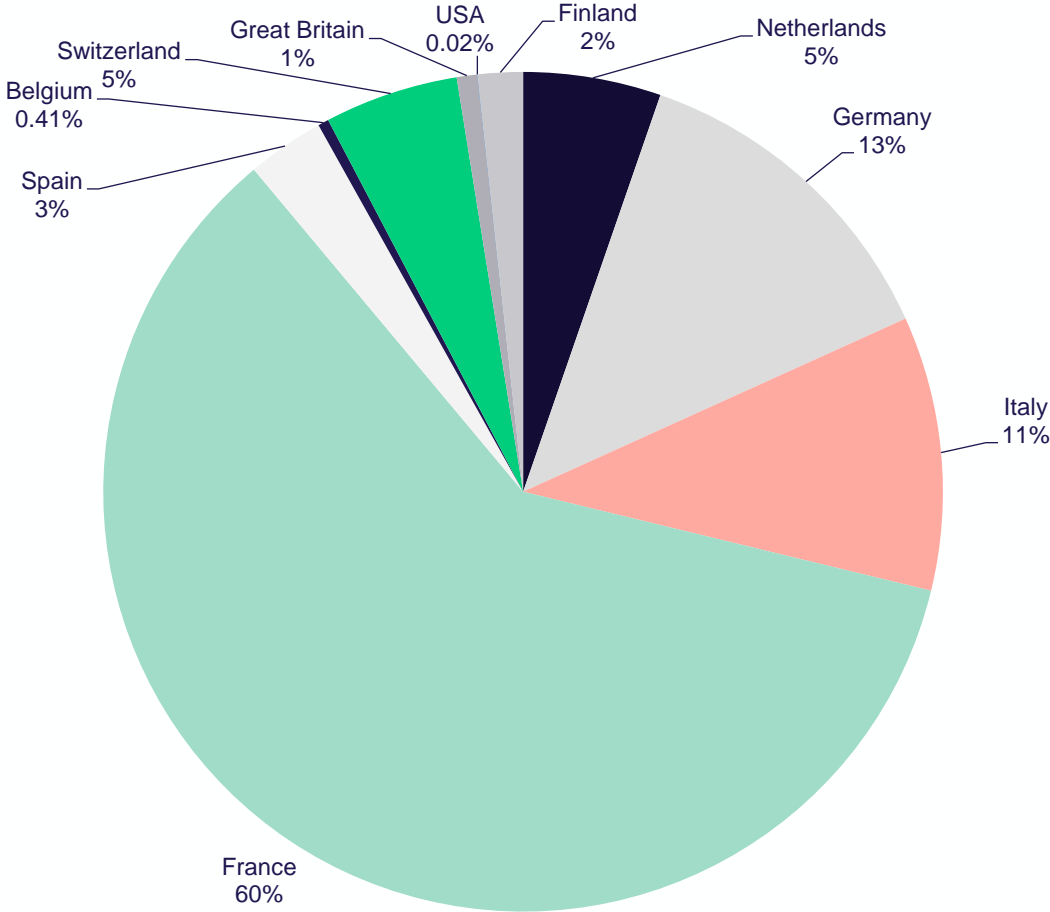
## Single Stock Dividend Futures



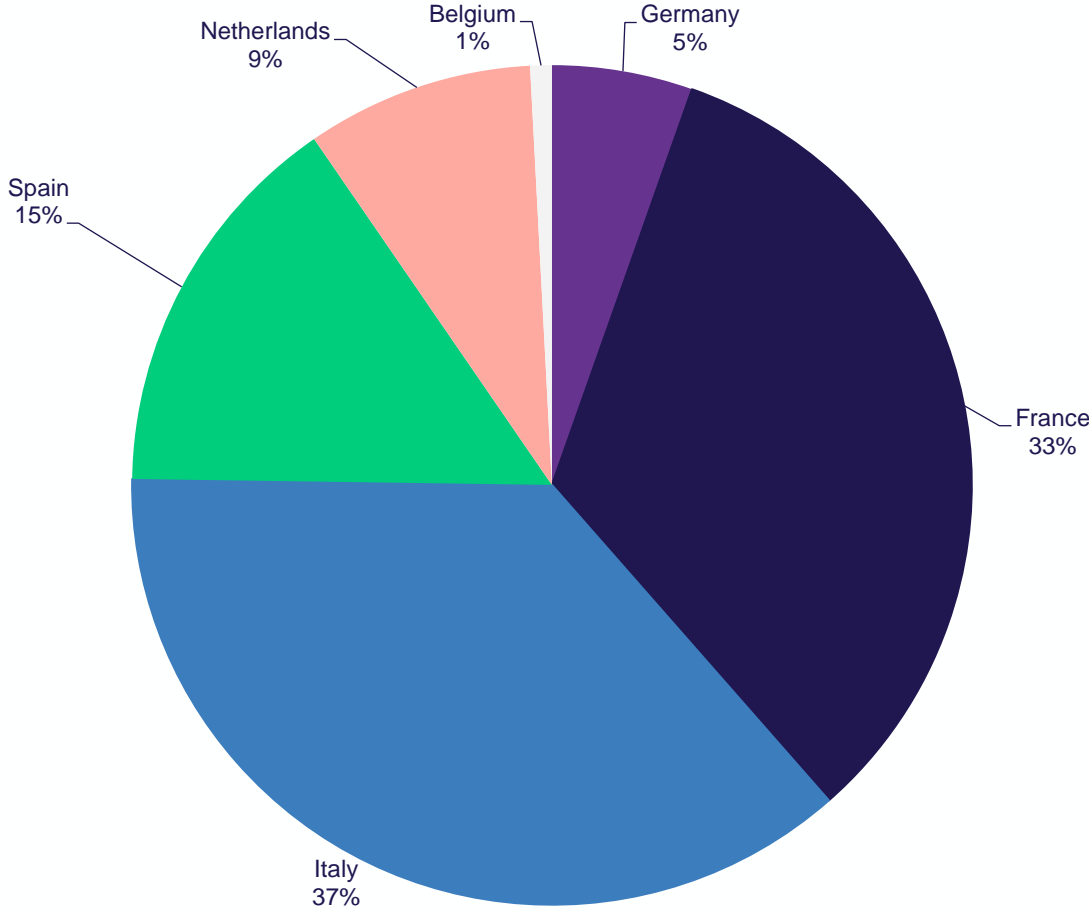
# Single Stock Dividend Futures – YTM figures

Volume distribution January – May 2021

**Total SSDFs - Capital Volume in EUR**



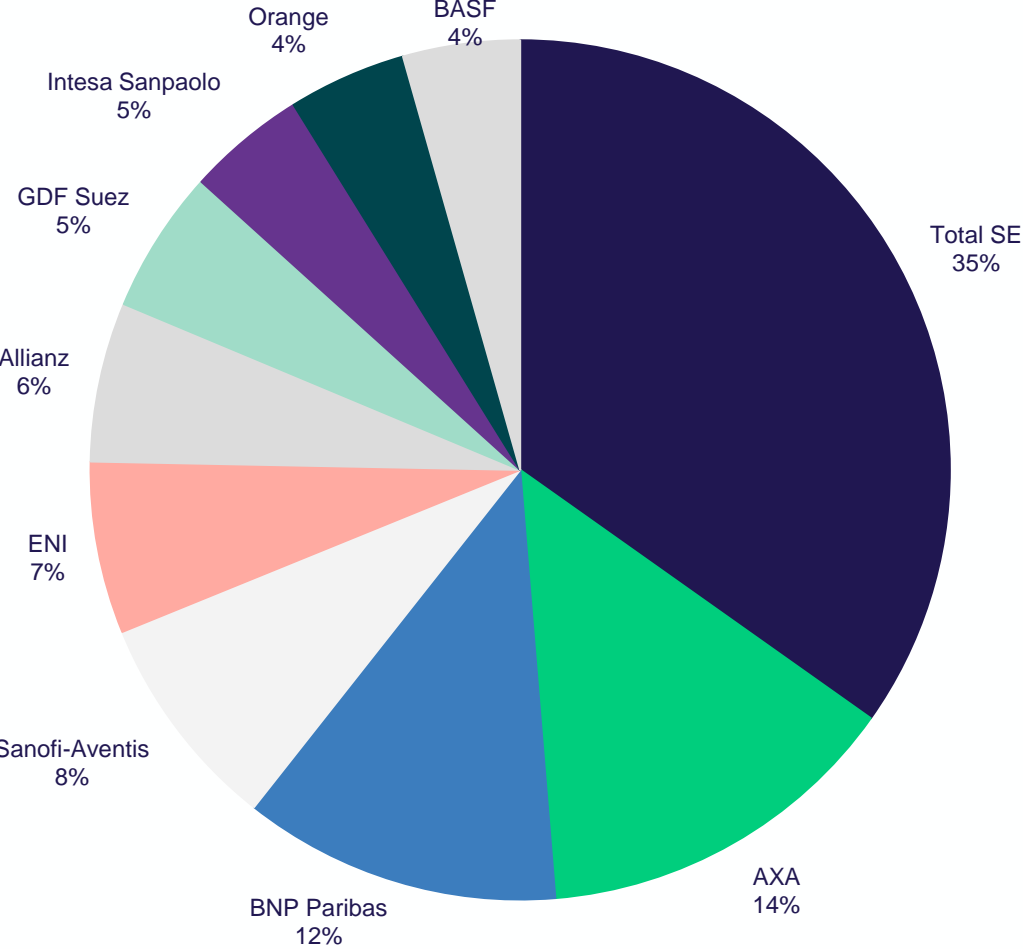
**EURO STOXX 50® Constituent SSDFs - Volumes**



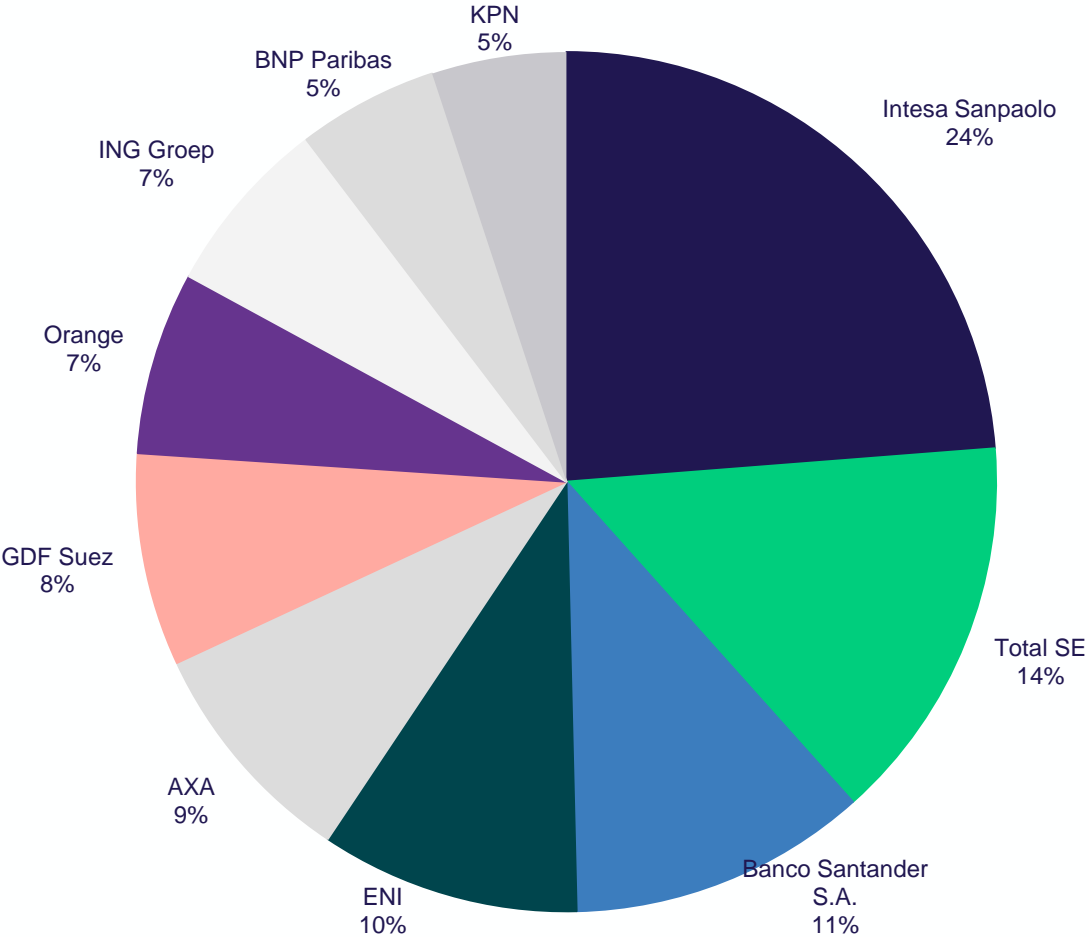
# Single Stock Dividend Futures – YTM Top Traded Stocks

Volume and Contract distribution January – May 2021

**SSDFs - Top 10 Single Stocks Cap.Vol. in EUR**



**SSDFs - Top 10 Single Stocks Traded Volume**



# Liquidity providers

## EURO STOXX 50® Index Dividend Futures (FEXD)

BNP Paribas	BNAPA	Nicolas Certner	+ 33 1 55 77 82 47
HSBC	MIDLO	Alexandre Chevallier	+ 44 20 7991 1463
Goldman Sachs	GSIEB	Lorenzo Longo	+ 44 20 7051 8618
Mako	SDTLO	Konrad Malinowski	+ 44 20 7862 0454
Morgan Stanley	MGILO	Kunal Sodha	+ 44 20 7425 5037
Optiver	OPXAM	Thibaut Herens	+ 31 20 7087 702
Société Générale	SOGFR	Eric Carballeda	+ 33 1 42 13 32 24
Silver Peak Capital Ltd.	SPCST	Herve Gropellier	+ 44 79 8089 0545

## Single Stock Dividend Futures (SSDFs)

Bank of America	MLILO	Ian Bower	+ 44 20 7996 0606
BNP Paribas	BNAPA	Nicolas Certner	+ 33 1 55 77 82 47
Morgan Stanley	MGILO	Maximilian Leuschner	+ 44 20 7677 9112
Société Générale	SOGFR	Eric Carballeda	+ 33 1 42 13 32 24
JP Morgan	JPMFR	Amandine Hedges	+ 44 207 424 474



# Appendix

# Contract specifications – Dividend Futures (1/2)

Reference contract	EURO STOXX 50® Index Dividend Futures	EURO STOXX® Select Dividend 30 Index Dividend Futures	MSCI® Index Dividend Futures	
Underlying dividend points calculation	EURO STOXX 50® DVP	EURO STOXX® Select Dividend 30 DVP	MSCI EAFE & World	MSCI EM
Index provider	STOXX Ltd.	STOXX Ltd.	MSCI	
Eurex product ID	FEXD	FD3D	FFPD, FWPD	FEFD
Launch date	30 Jun 2008	22 Jun 2009	21 Oct 2019	
Contract value	EUR 100 per index dividend point	EUR 100 per index dividend point	USD 100 per index dividend point	USD 500 per index dividend point
Price quotation	in points, with one decimal		in points, with two decimals	
Minimum price change	0.1 index points, i.e. EUR 10	0.1 index points, i.e. EUR 10	0.1 index points, i.e. USD 10	0.01 index points, i.e. USD 5
Settlement	Cash settlement, all values payable on the first exchange day following the final settlement date.			
Contract months	The ten nearest successive annual contracts of the December cycle (from the first exchange day after the last trading day of the calendar year up to the final settlement day of the following calendar year) are available for trading at any time.	The five nearest successive annual contracts of the December cycle (from the first exchange day after the last trading day of the calendar year up to the final settlement day of the following calendar year) are available for trading at any time.		
Last trading day	Last trading day is the final settlement day. Final settlement day is the third Friday of each December maturity month if this is an exchange day; otherwise the exchange day immediately preceding that day.			
Final settlement day	Final settlement day is the last trading day		Final settlement day is the exchange day immediately following the last trading day	
Trading hours	08:30-22:00 CET (12:00 CET on the last trading day)	08:30-19:00 CET on the last trading day	(12:00 CET)	8:30-22:00
Transaction fees	Regular transactions:	EUR 1.20	A: USD 1.40 ; P/M: USD 1.20	A: USD 2.00 ; P/M: USD 1.80
	TES Block Trades:	EUR 1.80	A: USD 2.10 ; P/M: USD 1.80	A: USD 3.00 ; P/M: USD 2.10
	Cash settlement:	EUR 1.20	A: USD 1.40 ; P/M: USD 1.20	A: USD 2.00 ; P/M: USD 1.80

# Contract specifications – Dividend Futures (2/2)

Reference contract	SMI® Dividend Futures	DAX® Price Index Dividend Futures	DivDax® Dividend Futures
Underlying dividend points calculation	SMI® Dividend Points Index	DAX® Dividend Points Index	DivDAX® Dividend Points Index
Index provider	SIX Swiss Exchange Ltd.	Deutsche Börse AG	Deutsche Börse AG
Eurex product ID	FSMD	FDXD	FDVD
Launch date		22 Jun 2009	
Contract value	CHF 100 per index dividend point	EUR 100 per index dividend point	EUR 1.000 per index dividend point
Price quotation	in points, with one decimal place	in points, with one decimal place	in points, with two decimal places
Minimum price change	0.1 index points, equivalent to a value of CHF 10	0.1 index points, equivalent to a value of EUR 10	0.01 index points, equivalent to a value of EUR 10
Settlement	Cash settlement, all values payable on the first exchange day following the final settlement date.		
Contract months	The five nearest successive annual contracts of the December cycle (from the first exchange day after the last trading day of the calendar year up to the final settlement day of the following calendar year) are available for trading at any time.		
Last trading day	Last trading day is the final settlement day. Final settlement day is the third Friday of each December maturity month if this is an exchange day; otherwise the exchange day immediately preceding that day.		
Final settlement day	Final settlement day is the last trading day		
Trading hours	08:30-17:27 CET (09:00 CET on the last trading day)	08:30-19:00 CET (12:00 CET on the last trading day)	08:30-19:00 CET (12:00 CET on the last trading day)
Transaction fees	CHF 1.80 CHF 2.40 CHF 1.80		EUR 2.00 EUR 3.00 EUR 2.00

# Contract specifications – Sector Dividend Futures

<b>Underlying</b>	EURO STOXX® Automobile & Parts, Banks / Utilities / Telecommunications / Insurance / Oil&Gas DVP STOXX® Europe 600 Automobile & Parts, Banks / Utilities/ Telecommunications / Insurance / Oil&Gas DVP
<b>Currency</b>	EUR
<b>Contract months</b>	The five nearest successive annual contracts of the December cycle (from the first exchange day after the last trading day of the calendar year up to the final settlement day of the following calendar year) are available for trading at any time.
<b>Contract value</b>	EUR 500 per index point.
<b>Price quotation and minimum price change</b>	The price quotation is in points, with two decimal places. The minimum price change is 0.01 points, equivalent to a value of EUR 5 per contract.
<b>Settlement</b>	Cash settlement, payable on the first exchange day following the final settlement day.
<b>Last trading day and final settlement day</b>	Last trading day is the final settlement day. Final settlement day is the third Friday of each December maturity month if this is an exchange day; otherwise the exchange day immediately preceding that day. Close of trading in the maturing futures on the last trading day is at 12:00 CET, for SMI® Dividend Futures at 9:00 CET.
<b>Final settlement price</b>	The final settlement price is established by Eurex on the final settlement day at 12:00 CET based on the final value of the underlying index for the relevant contract period. Determining is the cumulative total of the relevant gross dividends declared and paid by the individual constituents of the underlying index as calculated in the form of index points by STOXX Ltd. for the contract period.
<b>Contract (dividend) period</b>	The contract period, for purposes of dividends declared and paid, will be from, but excluding the third Friday of December of the year preceding the maturity year, if this is an exchange day; otherwise from and excluding the exchange day immediately preceding that day, up to and including the third Friday of December of the maturity year if this is an exchange day; otherwise up to and including the exchange day immediately preceding that day.
<b>Trading hours</b>	Order book: 8:30 – 17:30 CET TES Block Trading: 8:30 – 19:00 CET

# Contract specifications – EURO STOXX 50<sup>®</sup> Index Dividend Options

<b>Underlying</b>	EURO STOXX 50 <sup>®</sup> DVP (Dividend Points Index)
<b>Contract value</b>	EUR 100 per index dividend point of the underlying.
<b>Settlement</b>	Cash settlement, payable on the first exchange day following the final settlement day.
<b>Price Quotation and minimum price change</b>	The price quotation is in points, with two decimal places. The minimum price change is 0.01 points, equivalent to a value of EUR 1 per contract.
<b>Contract months</b>	The ten nearest successive annual contracts of the December cycle (from the first exchange day after the last trading day of the calendar year up to the final settlement day of the following calendar year) are available for trading at any time.
<b>Last trading day and final settlement day</b>	Last trading day is the final settlement day. Final settlement day is the third Friday of each December expiration month if this is an exchange day; otherwise the exchange day immediately preceding that day. Close of trading in the expiring option series on the last trading day is at 12:00 CET.
<b>Daily settlement price</b>	The daily settlement price is established by Eurex. The daily settlement prices for EURO STOXX 50 <sup>®</sup> Index Dividend Options are determined through the Black/Scholes 76 model.
<b>Final settlement price</b>	The final settlement price is established by Eurex on the final settlement day at 12:00 CET based on the final value of the underlying index for the relevant contract period. Determining is the cumulative total of the relevant gross dividends declared and paid by the individual constituents of the underlying index as calculated in the form of index points by STOXX Ltd., Deutsche Börse AG as well as SIX Swiss Exchange for the contract period.
<b>Exercise</b>	European-style; an option can only be exercised on the final settlement day of the respective option series until the end of the Post-Trading Full Period (20:30 CET).
<b>Exercise prices</b>	At least nine exercise prices shall be available for each expiry for each call and put, such that four exercise prices are in-the-money, one is at-the-money and four are out-of-the-money.
<b>Strike price intervals</b>	EURO STOXX 50 <sup>®</sup> Index Dividend Options have execution prices with intervals in the amount of not less than one point. Option series with a term of up to 59 months may have exercise prices of five points or of ten points for option series with a term of more than 59 months.
<b>Option premium/Margining</b>	The premium is payable in full in the currency of the respective contract on the exchange day following the day of the trade.

# Contract specifications – Single Stock Dividend Futures

<b>Underlying</b>	Annual dividend payments
<b>Price quotation and minimum price change</b>	The price quotation is in EUR/CHF/USD with three decimal places and in pence with two decimal places respectively. The minimum price change is EUR/CHF/USD 0.001 and 0.01 pence, equivalent to a value of EUR/CHF/USD 1 and 10 pence per contract respectively.
<b>Contract value</b>	Dividend payments in relation to a contract size of 1000 shares.
<b>Contract years and reference period</b>	The five (or seven for selected SSDFs) nearest successive annual contracts of the December cycle (from the first exchange day after the Last Trading Day of the calendar year up to the final settlement day of the following calendar year) are available for trading at any time. Each dividend is determined as paid on ex-dividend date. All dividends determined as paid within the contract period will be added to determine the final settlement price.
<b>Last trading day and final settlement day</b>	Last trading day is the final settlement day. Final settlement day is the third Friday of each December maturity month if this is an exchange day; otherwise the exchange day immediately preceding that day. Close of trading in the maturing futures on the last trading day is at 12:00 CET.
<b>Daily settlement price</b>	The daily settlement price for the current maturity month is derived from the volume-weighted average of the prices of all transactions during the minute before 17:30 CET (reference point), provided that more than five trades transacted within this period. For the remaining maturity months, the daily settlement price for a contract is determined based on the average bid/ask spread of the combination order book.
<b>Final settlement price</b>	The final settlement price is established by Eurex on the final settlement day at 12:00 CET, corresponding to the dividend for the respective company's business year. The final settlement price is determined to four decimal places.
<b>Corporate actions</b>	Corporate actions are treated in the same manner like Eurex Single Stock Futures in the adjustment of contract sizes and issuing of new contract series where necessary. Adjustments to contract sizes etc. will be made for special/extraordinary dividends – which are excluded from the contracts final settlement price. Eurex will target “home market” (IDEM) treatment of corporate actions for Italian names.
<b>Trading hours</b>	Order book: 8:30 – 17:30 CET TES Block Trading: 8:30 – 19:00 CET

# SSDFs – Current product suite and pricing (total:234)

## Single Stock Dividend Futures & Fees per contract (Regular Orderbook Transactions)

Germany	
Adidas (A2DS)	EUR 1.20
Allianz (A2LV)	EUR 1.20
BASF (B2AS)	EUR 1.20
Bayer (B2AY, B3AY)	EUR 1.20
Beiersdorf (B2EI)	EUR 0.90
BMW (B2MW)	EUR 1.20
CECONOMY (C2EC)	EUR 0.10
Continental (C2ON)	EUR 1.20
Covestro (C2OV)	EUR 1.20
Daimler (D2AI)	EUR 0.90
Deutsche Bank (D3BK, D4BK)	EUR 0.10
Deutsche Börse (D3B1)	EUR 1.20
Deutsche Post (D2PW)	EUR 1.20
Deutsche Telekom (D2TE)	EUR 0.90
Deutsche Wohnen (D2WN)	EUR 1.20
E.ON (E3OA)	EUR 0.90
E.ON Uniper (E2OA)	EUR 0.90
Fresenius Medical (F2ME)	EUR 1.20
Fresenius (F2RE)	EUR 1.20
HeidelbergCement (H2EI)	EUR 1.20
Henkel pref. (H2EN)	EUR 1.20
Hugo Boss (B2OS)	EUR 0.10
Infineon (I2FX)	EUR 0.20
K+S (S2DF)	EUR 0.20
Linde (L2IN, L3IN)	EUR 1.20
Lufthansa (L2HA)	EUR 0.10
Merck (M2RK)	EUR 1.20
MTU Aero Engines (M2TX)	EUR 1.20
Münchener Rück (M2UV)	EUR 1.20
Porsche (P2OR)	EUR 1.20
RWE (R3WE, R4WE)	EUR 0.90
SAP (S3AP)	EUR 1.20
Siemens (S3IE)	EUR 1.20
Siemens Energy (E2NR)	EUR 0.10
TAG Immobilien AG (T2EG)	EUR 1.20
ThyssenKrupp (T2KA)	EUR 0.10
Vonovia (A2NN)	EUR 1.20
VW pref. (V2W3)	EUR 1.20
Wirecard (W2DI)	EUR 0.10

France	
Air Liquide (A6IR, A7IR)	EUR 1.20
Airbus (E2AS)	EUR 0.20
ALSTOM (A4OM, A3OM)	EUR 0.50
AtoS (A2XI)	EUR 1.20
AXA (A2XA)	EUR 1.20
BNP Paribas (B2NP)	EUR 1.20
Bouygues (B2YG)	EUR 1.20
Capgemini (C2GM)	EUR 1.20
Carrefour (C3AR)	EUR 0.50
Casino Guichard Perrachon SA (C2AJ)	EUR 1.20
Covivio (F2DR)	EUR 1.20
Crédit Agricole (X2CA)	EUR 0.20
Danone (B2SN)	EUR 1.20
Dassault Systèmes (D2SY)	EUR 0.90
Electricité de France (E2DF, E3DF)	EUR 0.20
ENGIE (G2ZF, G3ZF)	EUR 0.90
Essilor International (E2SL)	EUR 1.20
Hermès International (H2MI)	EUR 1.20
Kering (P2PX, P3PX)	EUR 1.20
Kleppierre SA (L2IF)	EUR 0.10
Legrand (L2RC)	EUR 1.20
L'Oréal (L2OR)	EUR 1.20
LVMH (M3OH)	EUR 1.20
Michelin (M2CH)	EUR 1.20
Orange (F2TE)	EUR 0.90
Pernot-Ricard (P2ER)	EUR 1.20
Publicis Groupe (P2U4)	EUR 1.20
Renault (R2NL)	EUR 0.10
Safran (S2EJ)	EUR 0.50
Saint-Gobain (G2OB)	EUR 1.20
Sanofi (S2NW)	EUR 1.20
Schneider Electric (S3ND)	EUR 1.20
Société Générale (S2GE)	EUR 0.50
Sodexo (S2J7)	EUR 1.20
Stellantis (P2EU)	EUR 0.90
STMicroelectronics (S2GM)	EUR 0.20
TechnipFMC (T3HP)	EUR 0.70
Teleperformance (R2CF)	EUR 1.20
Thales (C2SF)	EUR 1.20
TOTAL SAE(T2OT)	EUR 1.20
Valeo (V2SA)	EUR 0.90
Vallourec (V3AC)	EUR 0.10
Veolia Environnement (V2VD)	EUR 0.90
Vinci (S3QU)	EUR 1.20
Vivendi Universal (V5VU)	EUR 0.90

Netherlands	
ABN Amro (A2BN)	EUR 0.10
Adyen (A2DY)	EUR 0.10
AEGON (A2EN)	EUR 0.10
Ahold Delhaize (A3HO)	EUR 0.90
Akzo Nobel (A3KU)	EUR 1.20
Arceor Mittal (I4SP)	EUR 0.50
ASM International (A2SI)	EUR 1.20
ASML Holding (A2SM)	EUR 1.20
ASR Nederland NV (A2SR)	EUR 1.20
Heineken (H2NK)	EUR 1.20
ING Groep (I2NN)	EUR 0.20
Koninklijke DSM (D2SM)	EUR 1.20
NN Group (N2NG)	EUR 1.20
Philips (P2HI)	EUR 1.20
Prosus (P2RX)	EUR 0.10
Randstad (R2AN)	EUR 1.20
Royal Dutch Shell (R2DA)	EUR 0.90
Royal KPN (K6PN)	EUR 1.00
Unibail-Rodamco-Westfield (U2BL)	EUR 1.20
Unilever NV (U2NI)	EUR 1.20

Belgium	
aegas (A2GS)	EUR 1.20
Anheuser-Busch InBev (I2TK)	EUR 0.90
Galapagos NV (G2LP)	EUR 0.10
Groupe Bruxelles Lambert (E2AI)	EUR 1.20
KBC Group NV (K2BC)	EUR 1.20
Proximus (B2X7)	EUR 1.20
SOLVAY SA (S2OL)	EUR 1.20
UCB (U2NC)	EUR 1.20

Spain	
ACS Actividades de Construcción y Servicios (O2CI)	EUR 1.20
Aena (A2NA)	EUR 1.20
Amadeus IT Group (A2IT)	EUR 0.90
Banco Bilbao Vizcaya Argentaria (B3BV)	EUR 0.10
Banco Santander (S2SD, S3SD)	EUR 0.10
CaixaBank (C2RT)	EUR 0.10
Endesa (E2DS)	EUR 1.20
Ferrovial (U2FG)	EUR 0.90
Grifols (O2ZT)	EUR 0.50
Iberdrola (I2BE)	EUR 0.50
Inditex (I3XD, I2XD, I8XD, I9XD)	EUR 0.50
International Consolidated Airlines Group (I2NR)	EUR 0.10
Naturgy Energy Group (G2AN)	EUR 1.20
Siemens Gamesa Renewable Energy (G2TG)	EUR 0.10
Repsol (R2EP, R3EP)	EUR 0.50
Telefónica (T2NE, T3NE)	EUR 0.20

Switzerland	
ABB (A2BB)	CHF 1.60
Adecco (A2DE)	CHF 1.60
Cie Financière Richemont (C2FR)	CHF 1.60
Credit Suisse (C5SG)	CHF 0.30
Geberit (G2EB)	CHF 1.60
Givaudan (G2IV)	CHF 1.60
Holcim (H3OL)	CHF 1.60
Julius Bär Gruppe (B2AE)	CHF 1.60
LafargeHolcim (H3OL)	CHF 1.60
Lonza Group (L2ON)	CHF 1.60
Nestlé (N2ES)	CHF 1.60
Novartis (N2OV, N3OV)	CHF 1.60
Roche Holding (R2OG)	CHF 1.60
SGS (S2GS)	CHF 1.60
Stadler Rail (S2RA)	CHF 1.60
Sika (S2IK)	CHF 1.60
Swatch Group (bearer shares) (U2HR)	CHF 1.60
Swiss Life Holding (S2LH)	CHF 1.60
Swiss Re (S2RE)	CHF 1.60
Swisscom (S2CM)	CHF 1.60
UBS (U4BS)	CHF 1.00
Zurich Financial Services (Z2UR)	CHF 1.60

Italy	
Assicurazioni Generali (A2SG)	EUR 0.90
Atlantia (A2OP)	EUR 0.20
CNH Industrial (F2IM)	EUR 0.10
Enel (E2NL)	EUR 0.50
Eni (E2NT)	EUR 0.50
EXOR (I2IL)	EUR 0.50
Ferrari (R2AC)	EUR 1.20
Intesa Sanpaolo (I3ES)	EUR 0.10
Moncler (M2ON)	EUR 0.50
Snam-Italgas (S2NF)	EUR 0.20
Stellantis (F2IA)	EUR 0.20
Telecom Italia (T2QI)	EUR 0.10
Terna (U2IE)	EUR 0.20
UniCredit (C4RI)	EUR 0.20

UK	
Anglo American (A2AL)	USD 1.20
AstraZeneca (A2ZN)	USD 1.20
Aviva (A2V)	GBP 0.04
BAE Systems (B2A)	GBP 0.04
Barclays (B3AR)	GBP 0.04
BHP Group (B3LT)	USD 1.20
BP (B2P)	GBP 0.04
British American Tobacco (B2AT)	GBP 0.30
BT Group (B2T)	GBP 0.04
Carnival (C2CL)	USD 0.70
Centrica (C2NA)	GBP 0.04
Diageo (D2GE)	GBP 0.16
GlaxoSmithKline (G4SK)	GBP 0.30
Glencore (G2LE)	USD 0.20
HSBC (H2SB)	USD 0.20
Lloyds Banking Group (L2LO)	GBP 0.04
National Grid (N3G)	GBP 0.16
Prudential-M&G Basket (P2RU)	GBP 0.16
Reckitt Benckiser (R2BE)	GBP 0.30
RELX (R2EL)	GBP 0.16
Rio Tinto (R2TZ, R3TZ)	GBP 0.30
Royal Bank of Scotland (R2BS)	GBP 0.04
Severn Trent (S2VT)	GBP 0.30
SSE (S2SE)	GBP 0.16
Tesco (T2SC)	GBP 0.04
Vodafone Group (V4O)	GBP 0.04
Vodafone Group (V2OE)	EUR 0.10
WM Morrison Supermarkets (M3RW)	GBP 0.04

Nordics	
Elisa (E2IA)	EUR 1.20
Fortum (F2OT)	EUR 1.20
KONE (K2C4)	EUR 1.20
Neles Corp (V2LM)	EUR 0.50
Neste (N2EF)	EUR 0.50
Nokia (N4OA)	EUR 0.10
Nordea Bank ABP (N2DB)	EUR 0.20
Sampo (S2MP, S3MP)	EUR 1.20
Stora Enso (E2NU)	EUR 0.50
UPM Kymmene (R2PL)	EUR 1.20

USA	
3M (M2MM GR)	USD 1.20
Altria Group (M2OF)	USD 1.20
Amazon (A2MZ)	USD 0.20
Apple (A2AP)	USD 1.20
Bank of America (B2AC)	USD 0.70
Bristol-Myers Squibb (B2MY)	USD 1.20
Chevron (C2VX)	USD 1.20
Cisco Systems (C2SC)	USD 1.20
Citigroup (C2IT)	USD 1.20
General Electric (G2EC)	USD 0.20
IBM (I2BM)	USD 1.20
Intel (I2NT)	USD 1.20
Johnson & Johnson (J2NJ)	USD 1.20
JPMorgan Chase (J2PM)	USD 1.20
McDonald's (M2CD)	USD 1.20
Microsoft (M2ST)	USD 1.20
PepsiCo (P2EP)	USD 1.20
Pfizer (P2FE)	USD 1.20
Philip Morris International (P2M)	USD 1.20
The Coca-Cola Company (K2OF)	USD 1.20
Walmart (W2MT)	USD 1.20

Austria	
Andritz (A2NZ)	EUR 1.20
Erste Bank (E2BS)	EUR 0.90
OMV (O2MV)	EUR 1.20
Österreichische Post (P2ST)	EUR 1.20
Raiffeisen Bank International (R2BI)	EUR 0.90
UNIQA Insurance Group (U2QA)	EUR 0.20
Voestalpine (V2OS)	EUR 0.50

Portugal	
Energias de Portugal (E2DP)	EUR 0.20
Galp Energia (G2AL)	EUR 0.50

# Further information

## Statistics

[Eurex Exchange > Data > Statistics > Monthly statistics](#)

## Product overview

[Eurex Exchange > Markets > Dividends](#)

## Publications

[Eurex Exchange > Find > Publications](#)

## Market-Making

[Eurex Exchange > Trade > Market-Making and Liquidity Provisioning](#)



# Contacts

## Derivatives Sales – Equity and Index

### EMEA

#### Paul Beck

Deutsche Börse Group  
Clearstream International Lux  
The Square  
42, Avenue JF Kennedy  
L-1855 Luxembourg

P: +352 2 43-3 61 42  
paul.beck@deutsche-boerse.com

### Asia

#### Mezhgan Qabool

Eurex  
9 Raffles Place, Representative Office Hong Kong  
56-01 Republic Plaza  
Singapore

P (M): +65 88 69-90 13  
P (W): +65 65 97-30 62  
mezhgan.qabool@eurex.com

### Sales Americas

Buy Side:

**Damien Zinck**  
P: +1 312 544 1051  
damien.zinck@eurex.com

Sell Side:

**Rachna Mathur**  
P: +1 212 309 9308  
rachna.mathur@eurex.com

## Derivatives Product R&D - Equity and Index

#### Lorena Dishnica

Deutsche Börse AG  
11 Westferry Circus, Canary Wharf  
E14 4HE London  
United Kingdom

P: +44 20 7862 72 42  
F: +44 20 7862 92 42  
lorena.dishnica@eurex.com

#### Stuart Heath

Deutsche Börse AG  
11 Westferry Circus, Canary Wharf  
E14 4HE London  
United Kingdom

P: +44 20 7862 7253  
F: +44 20 7862 9253  
stuart.heath@eurex.com

# Thank you!

# Disclaimer

© Eurex 2021

Deutsche Börse AG (DBAG), Clearstream Banking AG (Clearstream), Eurex Frankfurt AG, Eurex Clearing AG (Eurex Clearing) and Eurex Repo GmbH (Eurex Repo) are corporate entities and are registered under German law. Eurex Global Derivatives AG is a corporate entity and is registered under Swiss law. Clearstream Banking S.A. is a corporate entity and is registered under Luxembourg law. Deutsche Boerse Asia Holding Pte. Ltd., Eurex Clearing Asia Pte. Ltd. and Eurex Exchange Asia Pte. Ltd are corporate entities and are registered under Singapore law. Eurex Frankfurt AG (Eurex) is the administrating and operating institution of Eurex Deutschland. Eurex Deutschland is in the following referred to as the “Eurex Exchange”.

All intellectual property, proprietary and other rights and interests in this publication and the subject matter hereof (other than certain trademarks and service marks listed below) are owned by DBAG and its affiliates and subsidiaries including, without limitation, all patent, registered design, copyright, trademark and service mark rights. While reasonable care has been taken in the preparation of this publication to provide details that are accurate and not misleading at the time of publication DBAG, Clearstream, Eurex, Eurex Clearing, Eurex Repo as well as the Eurex Exchange and their respective servants and agents (a) do not make any representations or warranties regarding the information contained herein, whether express or implied, including without limitation any implied warranty of merchantability or fitness for a particular purpose or any warranty with respect to the accuracy, correctness, quality, completeness or timeliness of such information, and (b) shall not be responsible or liable for any third party's use of any information contained herein under any circumstances, including, without limitation, in connection with actual trading or otherwise or for any errors or omissions contained in this publication.

This publication is published for information purposes only and shall not constitute investment advice respectively does not constitute an offer, solicitation or recommendation to acquire or dispose of any investment or to engage in any other transaction. This publication is not intended for solicitation purposes but only for use as general information.

All descriptions, examples and calculations contained in this publication are for illustrative purposes only.

Eurex and Eurex Clearing offer services directly to members of the Eurex Exchange respectively to clearing members of Eurex Clearing. Those who desire to trade any products available on the Eurex market or who desire to offer and sell any such products to others or who desire to possess a clearing license of Eurex Clearing in order to participate in the clearing process provided by Eurex Clearing, should consider legal and regulatory requirements of those jurisdictions relevant to them, as well as the risks associated with such products, before doing so.

Only Eurex derivatives that are CFTC-approved may be traded via direct access in the United States or by United States persons. A complete, up-to-date list of Eurex derivatives that are CFTC-approved is available at: <http://www.eurexchange.com/exchange-en/products/eurex-derivatives-us>. In addition, Eurex representatives and participants may familiarise U.S. Qualified Institutional Buyers (QIBs) and broker-dealers with certain eligible Eurex

equity options and equity index options pursuant to the terms of the SEC's July 1, 2013 Class No-Action Relief. A complete, up-to-date list of Eurex options that are eligible under the SEC Class No-Action Relief is available at: <http://www.eurexchange.com/exchange-en/products/eurex-derivatives-us/eurex-options-in-the-us-for-eligible-customers...> Lastly, U.S. QIBs and broker-dealers trading on behalf of QIBs may trade certain single-security futures and narrow-based security index futures subject to terms and conditions of the SEC's Exchange Act Release No. 60,194 (June 30, 2009), 74 Fed. Reg. 32,200 (July 7, 2009) and the CFTC's Division of Clearing and Intermediary Oversight Advisory Concerning the Offer and Sale of Foreign Security Futures Products to Customers Located in the United States (June 8, 2010).

## Trademarks and Service Marks

Buxl®, DAX®, DivDAX®, eb.rexx®, Eurex®, Eurex Repo®, Eurex Strategy WizardSM, Euro GC Pooling®, FDAX®, FWB®, GC Pooling®, GCPI®, MDAX®, ODAX®, SDAX®, TecDAX®, USD GC Pooling®, VDAX®, VDAX-NEW® and Xetra® are registered trademarks of DBAG. All MSCI indexes are service marks and the exclusive property of MSCI Barra. ATX®, ATX® five, CECE® and RDX® are registered trademarks of Vienna Stock Exchange AG. IPD® UK Quarterly Indexes are registered trademarks of Investment Property Databank Ltd. IPD and have been licensed for the use by Eurex for derivatives. SLI®, SMI® and SMIM® are registered trademarks of SIX Swiss Exchange AG. The STOXX® indexes, the data included therein and the trademarks used in the index names are the intellectual property of STOXX Limited and/or its licensors. Eurex derivatives based on the STOXX® indexes are in no way sponsored, endorsed, sold or promoted by STOXX and its licensors and neither STOXX nor its licensors shall have any liability with respect thereto. Bloomberg Commodity IndexSM and any related sub-indexes are service marks of Bloomberg L.P. PCS® and Property Claim Services® are registered trademarks of ISO Services, Inc. Korea Exchange, KRX, KOSPI and KOSPI 200 are registered trademarks of Korea Exchange Inc. BSE and SENSEX are trademarks/service marks of Bombay Stock Exchange (BSE) and all rights accruing from the same, statutory or otherwise, wholly vest with BSE. Any violation of the above would constitute an offence under the laws of India and international treaties governing the same.

The names of other companies and third party products may be trademarks or service marks of their respective owners.

Eurex Deutschland qualifies as manufacturer of packaged retail and insurance-based investment products (PRIIPs) under Regulation (EU) No 1286/2014 on key information documents for packaged retail and insurance-based investment products (PRIIPs Regulation), and provides key information documents (KIDs) covering PRIIPs traded on Eurex Deutschland on its website under the following link: <http://www.eurexchange.com/exchange-en/resources/regulations/eu-regulations/priips-kids>.

In addition, according to Art. 14(1) PRIIPs Regulation the person advising on, or selling, a PRIIP shall provide the KID to retail investors free of charge.