

Eurex Clearing C7

C7 – Advanced Risk Protection Functional Reference Guide

Document version C7 Release 10.1

- Simulation valid from 25 March 2024
- Production valid from 13 May 2024

Change History

Date	Rel	Change
07 September 2018		Initial version
2020	7.0	No update for C7 Release 7.0
Feb. 2021	7.0.1	No update for C7 Release 7.0.1
09 March 2021	7.1	No update for C7 Release 7.1; Updated Eurex brand design
28 June 2021	8.0	No update for C7 Release 8.0
7 September 2021	8.1	No change for C7 Release 8.1
18 February 2022	8.1	No change for C7 Release 8.1; Update Trademarks, Typos correction
10 August 2022	9.0	Added details about a change related to possibility of selecting Delete Orders/Quotes flag as FALSE (Soft Breach) or TRUE (Hard Breach) in case of level 3 limits and automatic release of risk limits. Clarification about the existing manual slowdown functionality in chapter 3.3.4.
01 December 2022	9.1	No change for C7 Release 9.1
05 June 2023	10.0	No changes for C7 Release 10.0
30 November 2023	10.1	No changes for C7 Release 10.1

© Eurex 2023

Deutsche Börse AG (“DBAG”), Clearstream Banking AG (“Clearstream”), Eurex Frankfurt AG (“Eurex”), Eurex Clearing AG (“Eurex Clearing”) and Eurex Repo GmbH (“Eurex Repo”) are corporate entities and are registered under German law. Eurex Global Derivatives AG is a corporate entity and is registered under Swiss law. Clearstream Banking S.A. is a corporate entity and is registered under Luxembourg law. Eurex Frankfurt AG is the administrating and operating institution of Eurex Deutschland. Eurex Deutschland is in the following also referred to as the “Eurex Exchange”.

All intellectual property, proprietary and other rights and interests in this publication and the subject matter hereof (other than certain trademarks and service marks listed below) are owned by DBAG or its affiliates and subsidiaries or used under authorization by their respective owners, including, without limitation, all patent, registered design, copyright, trademark and service mark rights. While reasonable care has been taken in the preparation of this publication to provide details that are accurate and not misleading at the time of publication DBAG, Clearstream, Eurex, Eurex Clearing, Eurex Repo as well as the Eurex Exchange and their respective subsidiaries, servants and agents (a) do not make any representations or warranties regarding the information contained herein, whether express or implied, including without limitation any implied warranty of merchantability or fitness for a particular purpose or any warranty with respect to the accuracy, correctness, quality, completeness or timeliness of such information, and (b) shall not be responsible or liable for any third party’s use of any information contained herein under any circumstances, including, without limitation, in connection with actual trading or otherwise or for any errors or omissions contained in this publication.

This publication is published for information purposes only and shall not constitute investment advice respectively does not constitute an offer, solicitation or recommendation to acquire or dispose of any investment or to engage in any other transaction. This publication is not intended for solicitation purposes but only for use as general information. All descriptions, examples and calculations contained in this publication are for illustrative purposes only.

Eurex and Eurex Clearing offer services directly to members of the Eurex Exchange respectively to clearing members of Eurex Clearing. Those who desire to trade any products available on the Eurex market or who desire to offer and sell any such products to others or who desire to possess a clearing license of Eurex Clearing to participate in the clearing process provided by Eurex Clearing, should consider legal and regulatory requirements of those jurisdictions relevant to them, as well as the risks associated with such products, before doing so.

Only Eurex derivatives that are CFTC-approved may be traded via direct access in the United States or by United States persons.

A complete, up-to-date list of Eurex derivatives that are CFTC-approved is available at: <https://www.eurex.com/ex-en/rules-regs/eurex-derivatives-us/direct-market-access-from-the-us>.

In addition, Eurex representatives and participants may familiarize U.S. Qualified Institutional Buyers (QIBs) and broker-dealers with certain eligible Eurex equity options and equity index options pursuant to the terms of the SEC’s July 1, 2013 Class No-Action Relief. A complete, up-to-date list of Eurex options that are eligible under the SEC Class No-Action Relief is available at: <https://www.eurex.com/ex-en/rules-regs/eurex-derivatives-us/eurex-options-in-the-us-for-eligible-customers>. Lastly, U.S. QIBs and broker-dealers trading on behalf of QIBs may trade certain single-security futures and narrow-based security index futures subject to terms and conditions of the SEC’s Exchange Act Release No. 60,194 (June 30, 2009), 74 Fed. Reg. 32,200 (July 7, 2009) and the CFTC’s Division of Clearing and Intermediary Oversight Advisory Concerning the Offer and Sale of Foreign Security Futures Products to Customers Located in the United States (June 8, 2010).

Trademarks and Service Marks

Buxl®, DAX®, DivDAX®, eb.rexx®, Eurex®, Eurex Repo®, Strategy Wizard®, Euro GC®, FDAX®, FTSE 100, FWB®, GC Pooling®, CPI®, MDAX®, ODAX®, SDAX®, TecDAX®, USD GC Pooling®, VDAX®, VDAX-NEW® and Xetra® are registered trademarks of DBAG or its affiliates and subsidiaries. MSCI®, EAFE®, ACWI® and all MSCI indexes (the “Indexes”), the data included therein, and service marks included therein are the intellectual property of MSCI Inc., its affiliates and/or their licensors (together, the “MSCI Parties”). The Indexes are provided “as is” and the user assumes the entire risk of any use it may make or permit to be made of the Indexes. No MSCI Party warrants or guarantees the originality, accuracy and/or completeness of the Indexes and each expressly disclaims all express or implied warranties. No MSCI Party shall have any liability for any errors or omissions in connection with any of the Indexes, or any liability for any direct, indirect, special, punitive, consequential or any other damages (including lost profits) even if notified of the possibility of such damages. For full disclaimer see msci.com/disclaimer.

ATX®, ATX® five, CECE® and RDX® are registered trademarks of Vienna Stock Exchange AG. IPD® UK Quarterly Indexes are registered trademarks of Investment Property Databank Ltd. IPD and have been licensed for the use by Eurex for derivatives. SLI®, SMI® and SMIM® are registered trademarks of SIX Swiss Exchange AG. The STOXX® indexes, the data included therein and the trademarks used in the index names are the intellectual property of STOXX Limited and/or its licensors. Eurex derivatives based on the STOXX® indexes are in no way sponsored, endorsed, sold or promoted by STOXX and its licensors and neither STOXX nor its licensors shall have any liability with respect thereto. PCS® and Property Claim Services® are registered trademarks of ISO Services, Inc. Korea Exchange, KRX, KOSPI and KOSPI 200 are registered trademarks of Korea Exchange Inc. The names of other companies and third-party products may be trademarks or service marks of their respective owners.

FTSE® is a trademark of the London Stock Exchange Group companies and is used by FTSE International Limited (“FTSE”) under license. All rights in the FTSE®100 Index (the “Index”) vest in FTSE or its licensors. Neither FTSE nor any of their affiliates or licensors (a) assumes any liability, losses, damages, expenses or obligations in connection with any derivative product based on the Index; or (b) accepts any liability for any errors or omissions, fitness for a particular purpose or the results to be obtained from the use of the Index or related data. No party may rely on the Index or related data contained in this communication which Index and data is owned by FTSE or their affiliates. No use or distribution of the Index is permitted without FTSE’s express written consent. FTSE does not promote, sponsor or endorse the content of this communication nor any financial or derivative product that it relates to.

PRIIPs: Eurex Deutschland qualifies as manufacturer of packaged retail and insurance-based investment products (PRIIPs) under Regulation (EU) No 1286/2014 on key information documents for packaged retail and insurance-based investment products (PRIIPs Regulation) and provides key information documents (KIDs) covering PRIIPs traded on Eurex Deutschland on its website under the following link: <https://www.eurex.com/ex-en/rules-regs/priips-kids>.

In addition, according to Art. 14(1) PRIIPs Regulation the person advising on, or selling, a PRIIP shall provide the KID to retail investors free of charge.

Table of Contents

Abbreviations and Definitions	5
1 Introduction	6
1.1 Audience	6
1.2 Conventions Used in This Document	6
2 Interfaces	7
2.1 System Overview	7
2.2 C7 Clearing GUI for Advanced Risk Protection Services	7
2.3 Reports	7
3 Member Risk Limit Maintenance	8
3.1 Different Types of Risk and Action Levels	8
3.2 Maintenance of Risk Limits	8
3.2.1 Key Terms Used in C7 ARP	8
3.3 Risk Limit Breach and Release	9
3.3.1 Level 1 Breach	9
3.3.2 Level 2 Breach	9
3.3.3 Level 3 Breach	9
3.3.4 Manual Slowdown	10
3.3.5 Release Limit and Manual Slowdown	10
3.4 Impact of Clearing Member Breach and Delete Orders/ Quotes Flag	11
3.5 Impact of Clearing Currency Change	11
4 Member Stop / Release	12
4.1 Impact of Clearing Relationship Change	12
5 Legal Messages via Eurex Clearing FIXML Interface and C7 GUI	13
5.1 Legal messages for Level 3 breaches	13
5.2 Legal messages for release of breaches	18
5.3 Legal messages for Member Stop - Release	20
6 Entitlement	22
6.1 Overview	22
6.2 Roles and privileges	22
6.3 General set-up and maintenance	22
6.4 Four-eyes principle processing	23
6.4.1 Four-eyes principle processing for C7 Advanced Risk Protection features	23

Abbreviations and Definitions

Following table contains the list of abbreviations and definitions used in this document.

Term	Description
CM	Clearing Member
NCM	DC Market Participant or Indirect Client Market Participant (Non-Clearing Member)
C7 ARP	Advanced Risk Protection Component of C7
4EP	Four Eye (2 nd Level) Review and Approval
GUI	Graphical User interface
CRE	Common Report Engine
FIXML	FIXML is the XML encoding used within FIX. It is widely adopted for derivatives post trade clearing and settlement globally.

1 Introduction

This document provides an overview of the functionality related to Advanced Risk Protection within C7 i.e. C7 ARP.

Please note that since the Advanced Risk Protection functionalities are largely distinct from other C7 functionalities, this functional reference has been created as a stand-alone document dedicated to Advanced Risk Protection functionalities only.

For detailed information on the C7 Clearing GUI, please refer to the C7 Clearing GUI - User Manual, which is available for download on the Eurex Clearing website:

www.eurex.com/ec-en/ > Support > Initiatives & Releases > C7 Releases > related release > System documentation



Caution: The Advanced Risk Protection defines 3 action levels. Level 1 and Level 2 limits represent early lines of defense. Level 3 (Hard Breach) is designed as a measure of last resort in order to prevent or limit damage to Clearing Member's and Trading Member's liquidity. Consequently, resulting measures are severe. All open orders, quotes and pending TES trades will be deleted. Deleted orders, quotes and pending TES trades cannot be restored; therefore, any order book priority will be lost. In addition the respective member will be set to HALT in ETD Trading and Clearing.

Alternatively to Level 3 Hard Breach, it is possible to set up a Level 3 Soft Breach wherein pending TES trades will be deleted but open orders and quotes will not be deleted. The respective member will be set to HALT in ETD Trading and Clearing provided certain restricted ETD trading maintenance remains available.

1.1 Audience

This document is intended for all the Members and Vendors intending to use the C7 Advanced Risk Protection services. It serves as a functional overview of how to use the service. It assumes that the reader has a basic understanding of the clearing and risk management functionalities and the systems offered by Eurex Clearing.

1.2 Conventions Used in This Document

Cross-references to other chapters within this document are always clickable, but not marked separately.

Hyperlinks to websites are underlined.

Changes applied to this document after the last version has been published (other than grammar/ spelling corrections) are marked with a change bar in the left margin [as demonstrated in this paragraph](#). Old change bars will be removed from version to version.

2 Interfaces

This Chapter explains the system overview from the Advanced Risk Protection functionality point of view.

2.1 System Overview

The main responsibility of C7 ARP application is to maintain the member risks limits and manage member status. The risk limits that are maintained in C7 ARP are sent to the Risk Management system (Prisma). Prisma detects and sends the risk limit breaches and releases to C7 ARP. C7 GUI users can update the risk limits, release the active breaches, change the member status and inquire the limit breaches/ releases. The messages corresponding to the breaches/ releases and change in member status are sent to T7 Trading platform and members using FIXML interface as explained in [Section 5](#).

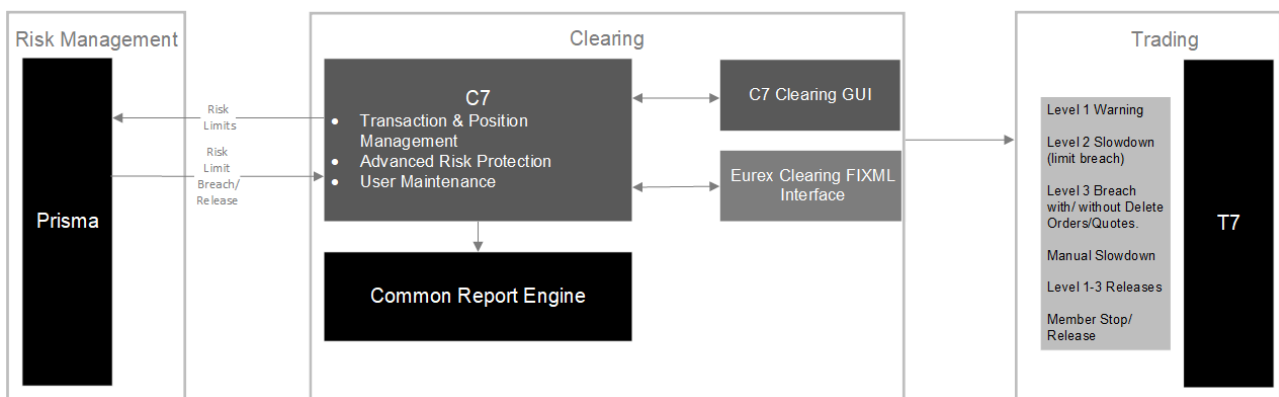


Figure 1 : C7 ARP Context Diagram

2.2 C7 Clearing GUI for Advanced Risk Protection Services

There is a designated section of the C7 Clearing GUI for Advanced Risk Protection services. Throughout this document, 'C7 Clearing GUI' stands for this functionality. Members can use the C7 Clearing GUI for all Advanced Risk Protection services such as maintaining member risk limits, member Stop/Release and member Slowdown.

For detailed information on the C7 Clearing GUI, please refer to the C7 ARP GUI - User Manual, which is available for download on the Eurex Clearing website:

www.eurex.com/ec-en/ > Support > Initiatives & Releases > C7 Releases > related release > System documentation

2.3 Reports

Reports are solely distributed via the Common Report Engine and are available in XML and CSV file formats. Full details on report structures and XSD schema files are available on the Eurex Clearing website in the Eurex XML Report Reference Manual.

www.eurex.com/ec-en/ > Support > Initiatives & Releases > C7 Releases > related release > System documentation

For further information on the Common Report Engine, please refer to the Common Report Engine (CRE), User Guide. All the documents are available at:

www.eurex.com/ec-en/ > Support > Technology > Common Report Engine

3 Member Risk Limit Maintenance

3.1 Different Types of Risk and Action Levels

Risk Types: The following are the predefined risk limit types in C7 ARP

Risk type	Abbreviation	Description
1	TMR	Premium Margin + Initial Margin + Current Liquidating Margin
2	CULI	Premium Margin + Current Liquidating Margin + Variation Margin + Option Premium
3	CASH	Variation Margin + Option Premium
4	NDM	Initial Margin

The mentioned risk types contain risk and cash elements from all the markets (including OTC-IRS and Repo for Eurex Clearing AG) for which Eurex Clearing AG / European Commodity Clearing AG acts as central counterparty and therefore calculates margin requirements.

Risk Limit: Threshold amount set by Eurex Clearing AG / European Commodity Clearing AG (for Clearing Member) or Clearing Member or NCM within C7 ARP for one or more risk types triggering a defined Action Level.

Action Levels: Action Levels determines the consequences following an event constituting a Risk Limit Breach. Different Action Levels are: Level 1, Level 2, Level 3. For further details regarding the consequences of different levels refer to Chapter 3.3.

3.2 Maintenance of Risk Limits

The risk limit amount will be defined in multiples of 1,000 in the Clearing Member currency. CMs cannot set limit for themselves. Only Eurex Clearing AG / European Commodity Clearing AG is allowed to set limit for CM. NCMs can set limit for themselves. CM of NCM can also set limits for NCMs. Level 1 and Level 3 limits are applicable for CM. Level 1, 2 and 3 limits are applicable for NCM.

3.2.1 Key Terms Used in C7 ARP

Maintenance Participant: Participant who sets the risk limit. Only the Maintenance Participant can change the risk limit. The Maintenance Participant can be CM for NCM or NCM for itself. When the Operator (Eurex Clearing AG/ European Commodity Clearing AG) sets limit for CM/NCM, the Maintenance Participant is displayed as the CM/NCM.

Affected Participant: Participant ID for whom the risk limits apply (CM or NCM).

Delay/Time Lag: This value specifies minimum time between two add/modify Orders and Quotes for the Participant in all the products. This parameter is disabled for action Levels 1 and 3 and for Level 2 it can be either 0 or value in range 250-5000 milliseconds. The most restrictive value of the Delay/Time Lag (i.e. the highest value of the Delay/Time Lag) is calculated amongst all risk types of breached Level 2 limits by C7 ARP

(manual slowdown is treated same like Level 2 limit breach). The value can change with every Level 2 breach, release or slowdown action. The most up-to-date value is transferred to T7.

Delete Orders/Quotes flag: This flag is always set to FALSE for action levels 1 and 2 and can be set to TRUE or FALSE for action level 3. The default value for Level 3 however will be FALSE. For further details regarding the effect of this flag refer to [Section 3.3](#).

Limit breached: It indicates the occurrence of an event constituting a Risk Limit Breach.

3.3 Risk Limit Breach and Release

The risk limits set up at C7 ARP will be evaluated by Prisma for corresponding risk types. In case of breach following action will be performed by C7 ARP, depending on breach level.

3.3.1 Level 1 Breach

- All open orders, quotes and pending TES trades remain untouched with the occurrence of Level 1 breach as Level 1 limits can only have the Delete Order/Quotes flag set to FALSE.
- C7 ARP informs the Maintenance Participant and Affected Participant via C7 ARP GUI.

3.3.2 Level 2 Breach

- All open orders, quotes and pending TES trades remain untouched with the occurrence of Level 2 breach as Level 2 limits can only have the Delete Order/Quotes flag set to FALSE.
- The new orders/quotes will be delayed by the 'delay time' of the most restrictive amongst all risk types of the breached Level 2 limits.
- C7 ARP informs the Maintenance Participant and Affected Participant via C7 ARP GUI.

3.3.3 Level 3 Breach

- All open orders, quotes and pending TES trades will be deleted in case the Delete Orders/Quotes flag's value is TRUE (Hard Breach). The open orders and quotes will remain untouched in case the Delete Orders/Quotes flag's value is FALSE but pending TES trades will be deleted (Soft Breach).
- The concerned CM/NCM will be set to Halt, that is, the ETD trading and clearing will be halted for the concerned CM/NCM, however, in case the Delete Orders/Quotes flag's value is FALSE, the clearing functions of derivative market will be halted for the concerned CM/NCM but the member will be able to perform some restricted ETD trading maintenance for orders and quotes (Soft Breach).

For further trading details regarding the Hard and Soft Breach please refer to the T7 Functional Reference document at the following link

<https://www.eurex.com/ex-en/> > Support > Initiatives & Releases > T7 Release X.X > System documentation

- If a CM Level 3 limit is breached, all NCMs of the respective CM will be set to HALT.
- C7 ARP informs CM/NCM by a legal message on the C7 ARP GUI and the Eurex Clearing FIXML interface. Please refer to [Section 5](#) for further details regarding legal message text.



Caution: The Advanced Risk Protection defines 3 action levels. Level 1 and Level 2 limits represent early lines of defense. Level 3 (Hard Breach) is designed as a measure of last resort in order to prevent or limit damage to Clearing Member's and Trading Member's liquidity. Consequently, resulting measures are severe. All open orders, quotes and pending TES trades will be deleted. Deleted orders, quotes and pending TES trades cannot be restored; therefore, any order book priority will be lost. In addition the respective member will be set to HALT in ETD Trading and Clearing.

Alternatively to Level 3 Hard Breach, it is possible to set up a Level 3 Soft Breach wherein pending TES trades will be deleted but open orders and quotes will not be deleted. The respective member will be set to HALT in ETD Trading and Clearing provided certain restricted ETD trading maintenance remains available.

3.3.4 Manual Slowdown

NCM can be manually slowed down by a CM or NCM can slow himself down using the C7 ARP GUI. In this case, the following actions will be performed.

- Manual slowdown action will choose the Level 2 limit with highest 'delay time' amongst all risk types for that Maintenance Participant and Affected Participant even if not selected. But in case there exists already a Level 2 limit breach (due to manual slowdown or Level 2 limit breach maintained by a different Maintenance Participant) with even higher 'delay time' for the Affected Participant, this 'delay time' will be used.
- The new orders/quotes will be delayed by the 'delay time' of most restrictive amongst all risk types of breached Level 2 limits.
- C7 ARP informs the Maintenance Participant and Affected Participant via C7 ARP GUI.

3.3.5 Release Limit and Manual Slowdown

There are 2 ways in which the active breaches can be released viz. automatic and manual.

- As soon as the risk requirements fall below the specified limit amount of the active breach, Risk Management System (Prisma) triggers an automatic limit release. Level 1 and Level 2 limits are released daily automatically before the start of each clearing day.
- The manual release of a limit can be performed only by the Maintenance Participant or by the Eurex Clearing AG / European Commodity Clearing AG from the C7 ARP GUI. In case the risk amount is still above the limit, a new breach is triggered immediately.

If several action levels of the same risk limit type are breached, then only the most severe action level of the risk limit can be released via GUI. Also the automatic release will only be triggered when the risk requirement falls below the limit amount for the most severe breached action level.

When the most severe risk limit is released, it automatically releases all action level risk limits of the same risk type. Please note:

- Manual slowdown will not be released due to automatic release and need to be released manually. Manual release however will release all breaches including manual slowdown.
- If any lower action level risk limit is still breached, Prisma will instruct about the same again.
- An automatic release will cancel any pending 4EP for the manual release for the same Maintenance Participant, Affected Participant, risk type combination except the 4EP for manual slowdown.

3.4 Impact of Clearing Member Breach and Delete Orders/ Quotes Flag

In case the CM Level 3 limit set by the Clearing House is breached, then the value of the Delete Orders/ Quotes Flag, sent to T7 for this breach will be cascaded down to his NCMs. Exception to this is: The cases where the NCM has a more restrictive value because of another breach active due to his own set limits (NCM-NCM) or due to the limits set by his CM (CM-NCM). In such cases, the more restrictive value will be sent to T7 in the “Del. Orders/Quotes” flag for CM-NCM relationship.

3.5 Impact of Clearing Currency Change

The CM/NCM sets the risk limit amount in the Clearing Currency. If the Clearing Currency is changed in C7 system, then it is effective on the next business day.

C7 ARP will reset all the risk limits (risk limits where affected participant is CM or NCM/RC) setup using old currency. The CM/NCM will have to setup the new risk limits again with new currency using the C7 ARP GUI. However, the active breaches will stay and will not be released automatically.

4 Member Stop / Release

Stop button enables Eurex Clearing AG and Clearing Member users to halt the ETD trading and clearing activities of the participants. For European Commodity Clearing AG please check relevant information on the website at www.ecc.de. The Stop/Release window provides Clearing Members and Eurex Clearing AG/ European Commodity Clearing AG with the facility to perform a 'Stop' or 'Release' action. Clearing Members can trigger a 'Stop/Release' action on their Non-Clearing Members. Eurex Clearing AG/ European Commodity Clearing AG can trigger a 'Stop-Release' action on Clearing Members and Non Clearing Members. Eurex Clearing AG/ European Commodity Clearing AG can also trigger a 'Stop-Release' action on Non Clearing Members on behalf of the CM.

Members will be informed immediately about the stop or release action by a legal messages on the C7 ARP GUI and the Eurex Clearing FIXML interface.

Clearing Members and Non Clearing Members are not allowed to take 'Stop/Release' action on themselves.

4.1 Impact of Clearing Relationship Change

In case of a change in the Clearing Relationship, the member status of the NCM may change depending on the following scenarios.

Let's assume that a NCM had a Clearing Relationship with CM1. Now, the NCM changes the Clearing Relationship to CM2. Consider that the NCM was on HALT before the Clearing Relationship change was processed. Now, the NCM member status will either switch to Active or remain in Halt, depending on the following scenarios.

Halt Reason	Performed by/ Level Set-up by	Action on	Status of NCM Under Old Clearer CM1	Status of NCM Under New Clearer CM2
Stop Button pressed	Clearing House Operator	CM1	HALT	ACTIVE
Stop Button pressed	CM1	NCM	HALT	ACTIVE
Stop Button pressed	Clearing House Operator on behalf of CM1	NCM	HALT	ACTIVE
Stop Button pressed	Clearing House Operator	NCM	HALT	HALT
Level 3 Limit Breach	CM1-CM1	CM1	HALT	ACTIVE
Level 3 Limit Breach	CM1-NCM	NCM	HALT	ACTIVE
Level 3 Limit Breach	NCM-NCM	NCM	HALT	HALT

5 Legal Messages via Eurex Clearing FIXML Interface and C7 GUI

C7 ARP will send Legal Messages to the CM and NCM for all activities leading to the member status Halt or Active. Following are the various scenarios in which CM/NCM will receive a legal message on the Eurex Clearing FIXML interface. The same legal message can also be viewed on the C7 ARP GUI.

Please note:

- Legal messages for breach are not sent for Level 1 and Level 2 limit breaches.
- Legal messages for breach are neither sent to the CM nor to the NCM when the NCM breaches any of his own set limits.
- Legal messages for release are sent only when the member status finally gets back to Active. This means if there are more than one Level 3 breaches active which is followed by a subsequent release of only one of the breaches then the legal message for release is not yet sent to the member as the member is still in status Halt and not Active yet.

5.1 Legal messages for Level 3 breaches

Action	Legal Message In English	Legal Message in German	TID in Legal Message
CM-CM Level 3 breach (Limit set by Eurex Clearing AG/ European Commodity Clearing AG for Clearing Member) Legal Message to CMs to be set to halt – Hard Breach	Advanced Risk Protection Alert - Level 3 Hard Breach! This message is to alert you (Clearing Member) of the occurrence of an event constituting a Level 3 Risk Limit Breach with respect to a Risk Limit imposed on you (Clearing Member) by Eurex Clearing AG. Eurex Clearing AG is no longer willing to continue clearing new Eurex transactions for you (Clearing Member), including your clients, for as long as this Risk Limit Breach is continuing. Additionally, access to post trade management functionality will be restricted. Eurex Deutschland has been informed accordingly. Subject to and in accordance with the rules of Eurex Deutschland, your access to trading (on- and off book) at Eurex Deutschland and that of your clients, has been or will be immediately suspended and open orders and quotes will be deleted from the order book. Please take immediate steps to address this situation!	No German language version provided	TID = <CM>

<p>CM-CM Level 3 breach</p> <p>(Limit set by Eurex Clearing AG/ European Commodity Clearing AG for Clearing Member - cascading effect of the Clearing Member breach)</p> <p>Legal Message to NCMs of the respective CM</p> <p>– Hard Breach</p>	<p>Advanced Risk Protection Alert</p> <p>- Level 3 Hard Breach!</p> <p>This message is to alert you (Market Participant) of the occurrence of an event constituting a Level 3 Risk Limit Breach with respect to a Risk Limit imposed on your Clearing Member by Eurex Clearing AG.</p> <p>Eurex Clearing AG is no longer willing to continue clearing new Eurex transactions for you (Market Participant) as long as this Risk Limit Breach is continuing. Additionally, access to post trade management functionality will be restricted. Eurex Deutschland has been informed accordingly.</p> <p>Your access to trading (on- and off book) at Eurex Deutschland, will – subject to and in accordance with the rules of Eurex Deutschland – be immediately suspended and open orders and quotes will be deleted from the order book.</p> <p>Please take immediate steps to address this situation!</p>	<p>No German language version provided</p>	<p>TID = <NCM></p>
<p>CM-CM Level 3 breach</p> <p>(Limit set by Eurex Clearing AG/ European Commodity Clearing AG for Clearing Member)</p> <p>Legal Message to CMs to be set to halt</p> <p>– Soft Breach</p>	<p>Advanced Risk Protection Alert</p> <p>- Level 3 Soft Breach!</p> <p>This message is to alert you (Clearing Member) of the occurrence of an event constituting a Level 3 Risk Limit Breach with respect to a Risk Limit imposed on you (Clearing Member) by Eurex Clearing AG.</p> <p>Eurex Clearing AG is no longer willing to continue clearing new Eurex transactions for you (Clearing Member), including your clients, for as long as this Risk Limit Breach is continuing (other than transactions that result from orders or quotes that already existed in the order book). Additionally, access to post trade management functionality will be restricted. Eurex Deutschland has been informed accordingly.</p>	<p>No German language version provided</p>	<p>TID = <CM></p>

Subject to and in accordance with the rules of Eurex Deutschland, your access to trading (on- and off book) at Eurex Deutschland and that of your clients, has been or will be immediately suspended, provided that open orders and quotes will not be deleted from the order book and may result in new transactions.

Please take immediate steps to address this situation!

<p>CM-CM Level 3 breach (Limit set by Eurex Clearing AG/ European Commodity Clearing AG for Clearing Member - cascading effect of the Clearing Member breach) Legal Message to NCMs of the respective CM – Soft Breach</p>	<p>Advanced Risk Protection Alert - Level 3 Soft Breach!</p> <p>This message is to alert you (Market Participant) of the occurrence of an event constituting a Level 3 Risk Limit Breach with respect to a Risk Limit imposed on your Clearing Member by Eurex Clearing AG.</p> <p>Eurex Clearing AG is no longer willing to continue clearing new Eurex transactions for you (Market Participant) as long as this Risk Limit Breach is continuing (other than transactions that result from orders or quotes that already existed in the order book). Additionally, access to post trade management functionality will be restricted. Eurex Deutschland has been informed accordingly.</p> <p>Your access to trading (on- and off book) at Eurex Deutschland, will – subject to and in accordance with the rules of Eurex Deutschland – be immediately suspended, provided that open orders and quotes will not be deleted from the order book and may result in new transactions.</p> <p>Please take immediate steps to address this situation!</p>	<p>No German language version provided</p>	<p>TID = <NCM></p>
--	---	--	--------------------------

<p>CM-NCM Level 3 breach (Limit set by Clearing Member for NCM) Legal Message to NCM – Hard Breach</p>	<p>Advanced Risk Protection Alert - Level 3 Hard Breach!</p>	<p>No German language version provided</p>	<p>TID = <NCM></p>
--	--	--	--------------------------

This message is to alert you (Market Participant) and your Clearing Member of the occurrence of an event constituting a Level 3 Risk Limit Breach with respect to a Risk Limit that you agreed on with your Clearing Member.

Your Clearing Member is no longer willing to continue clearing new Eurex transactions for you as long as this Risk Limit Breach is continuing. Additionally, access to post trade management functionality will be restricted. Eurex Deutschland has been informed accordingly.

Subject to and in accordance with the rules of Eurex Deutschland, your access to trading (on- and off book) at Eurex Deutschland has been or will be immediately suspended and open orders and quotes will be deleted from the order book.

Please take immediate steps to address this situation!

CM-NCM Level 3
breach
(Limit set by Clearing
Member for NCM)
Legal Message to
respective CM
(copy of NCM
message)
– Hard Breach

Advanced Risk Protection Alert
- Level 3 Hard Breach!

No German language version
provided

TID = <NCM>

This message is to alert you (Market Participant) and your Clearing Member of the occurrence of an event constituting a Level 3 Risk Limit Breach with respect to a Risk Limit that you agreed on with your Clearing Member.

Your Clearing Member is no longer willing to continue clearing new Eurex transactions for you as long as this Risk Limit Breach is continuing. Additionally, access to post trade management functionality will be restricted. Eurex Deutschland has been informed accordingly.

Subject to and in accordance with the rules of Eurex Deutschland, your access to trading (on- and off book) at Eurex Deutschland has been or will be immediately suspended and open orders and quotes will be deleted from the order book.

Please take immediate steps to address this situation!

<p>CM-NCM Level 3 breach (Limit set by Clearing Member for NCM) Legal Message to NCM – Soft Breach</p>	<p>Advanced Risk Protection Alert - Level 3 Soft Breach!</p> <p>This message is to alert you (Market Participant) and your Clearing Member of the occurrence of an event constituting a Level 3 Risk Limit Breach with respect to a Risk Limit that you agreed on with your Clearing Member.</p> <p>Your Clearing Member is no longer willing to continue clearing new Eurex transactions for you as long as this Risk Limit Breach is continuing (other than transactions that result from orders or quotes that already existed in the order book). Additionally, access to post trade management functionality will be restricted. Eurex Deutschland has been informed accordingly.</p> <p>Subject to and in accordance with the rules of Eurex Deutschland, your access to trading (on- and off book) at Eurex Deutschland has been or will be immediately suspended, provided that open orders and quotes will not be deleted from the order book and may result in new transactions.</p> <p>Please take immediate steps to address this situation!</p>	<p>No German language version provided</p>	<p>TID = <NCM></p>
<p>CM-NCM Level 3 breach (Limit set by Clearing Member for NCM) Legal Message to respective CM (copy of NCM message) – Soft Breach</p>	<p>Advanced Risk Protection Alert - Level 3 Soft Breach!</p> <p>This message is to alert you (Market Participant) and your Clearing Member of the occurrence of an event constituting a Level 3 Risk Limit Breach with respect to a Risk Limit that you agreed on with your Clearing Member.</p>	<p>No German language version provided</p>	<p>TID = <NCM></p>

Your Clearing Member is no longer willing to continue clearing new Eurex transactions for you as long as this Risk Limit Breach is continuing (other than transactions that result from orders or quotes that already existed in the order book). Additionally, access to post trade management functionality will be restricted. Eurex Deutschland has been informed accordingly.

Subject to and in accordance with the rules of Eurex Deutschland, your access to trading (on- and off book) at Eurex Deutschland has been or will be immediately suspended, provided that open orders and quotes will not be deleted from the order book and may result in new transactions.

Please take immediate steps to address this situation!

5.2 Legal messages for release of breaches

Action	Legal Message In English	Legal Message in German	TID in Legal Message
Release-CM-CM Level 3 breach (based on the limit set by the Clearing House) Legal Message to CM	Advanced Risk Protection Alert - Release Message! This message is to inform you that all Level 3 Risk Limit Breaches with respect to Risk Limits imposed on you and for which you previously received an Advanced Risk Protection Alert have ceased to exist. Eurex Deutschland has been informed accordingly, such that it may – subject to and in accordance with the rules Eurex Deutschland – restore trading access for you. To the extent orders and quotes have been deleted from the order book, they will remain deleted and will not be restored. Additionally, post trade functionality is restored.	No German language version provided	TID = <CM>
Release-CM-CM Level 3 breach	Advanced Risk Protection Alert - Release Message!	No German language version provided	TID = <NCM>

(based on the limit set by the Clearing House)
 Legal Message to respective NCMs

This message is to inform you that all Level 3 Risk Limit Breaches with respect to Risk Limits imposed on you and for which you previously received an Advanced Risk Protection Alert have ceased to exist. Eurex Deutschland has been informed accordingly, such that it may – subject to and in accordance with the rules Eurex Deutschland – restore trading access for you. To the extent orders and quotes have been deleted from the order book, they will remain deleted and will not be restored. Additionally, post trade functionality is restored.

Release-CM-NCM Level 3 breach Legal Message to NCM	Advanced Risk Protection Alert - Release Message! This message is to inform you that all Level 3 Risk Limit Breaches with respect to Risk Limits imposed on you and for which you previously received an Advanced Risk Protection Alert have ceased to exist. Eurex Deutschland has been informed accordingly, such that it may – subject to and in accordance with the rules Eurex Deutschland – restore trading access for you. To the extent orders and quotes have been deleted from the order book, they will remain deleted and will not be restored. Additionally, post trade functionality is restored.	No German language version provided	TID = <NCM>
---	---	--	-------------

Release-CM-NCM Level 3 breach Legal Message to respective CM	Advanced Risk Protection Alert - Release Message!	No German language version provided	TID = <NCM>
---	--	--	-------------

This message is to inform you that all Level 3 Risk Limit Breaches with respect to Risk Limits imposed on you and for which you previously received an Advanced Risk Protection Alert have ceased to exist. Eurex Deutschland has been informed accordingly, such that it may – subject to and in accordance with the rules Eurex Deutschland – restore trading access for you. To the extent orders and quotes have been deleted from the order book, they will remain deleted and will not be restored. Additionally, post trade functionality is restored.

5.3 Legal messages for Member Stop - Release

Action	Legal Message In English	Legal Message in German	TID in Legal Message
Stop CM Legal Message to CM	"The Eurex Management Boards order the suspension of your admission to trading, as the orderly settlement of your transactions is no longer ensured or a probable cause exists that it is no longer ensured."	"Die Geschaeftsfuehrungen der Eurex Boersen ordnen das Ruhen Ihrer Boersenzulassung an, da die ordnungsgemaesse Abwicklung Ihrer Geschaefte nicht mehr sichergestellt ist bzw. diesbeueglic ein begruendeter Verdacht besteht."	TID = <CM>
Stop CM Legal Message to respective NCMs	"The Eurex Management Boards order the suspension of your admission to trading, as the orderly settlement of your transactions is no longer ensured or a probable cause exists that it is no longer ensured."	"Die Geschaeftsfuehrungen der Eurex Boersen ordnen das Ruhen Ihrer Boersenzulassung an, da die ordnungsgemaesse Abwicklung Ihrer Geschaefte nicht mehr sichergestellt ist bzw. diesbeueglic ein begruendeter Verdacht besteht."	TID = <NCM>
Stop NCM Legal Message to NCM	"The Eurex Management Boards order the suspension of your admission to trading, as the orderly settlement of your transactions is no longer ensured or a probable cause exists that it is no longer ensured."	"Die Geschaeftsfuehrungen der Eurex Boersen ordnen das Ruhen Ihrer Boersenzulassung an, da die ordnungsgemaesse Abwicklung Ihrer Geschaefte nicht mehr sichergestellt ist bzw. diesbeueglic ein begruendeter Verdacht besteht."	TID = <NCM>

Stop NCM Legal Message to respective CM.	"The Eurex Management Boards order the suspension of your admission to trading, as the orderly settlement of your transactions is no longer ensured or a probable cause exists that it is no longer ensured."	"Die Geschaeftsfuehrungen der Eurex Boersen ordnen das Ruhens Ihrer Boersenzulassung an, da die ordnungsgemaesse Abwicklung Ihrer Geschaefte nicht mehr sichergestellt ist bzw. diesbeueglic ein begruendeter Verdacht besteht."	TID = <NCM>
Release CM Legal Message to CM	"The exchange admission criteria are fulfilled again. Therefore, the Management Boards of the Eurex-Exchanges herewith revoke the suspension of the admission to trading."	"Die Voraussetzungen der Boersenzulassung sind wieder erfuehrt. Deshalb heben die Geschaeftsfuehrungen der Eurex-Boersen hiermit ihre Anordnung des Ruhens der Boersenzulassung auf."	TID = <CM>
Release CM Legal Message to respective NCMs	"The exchange admission criteria are fulfilled again. Therefore, the Management Boards of the Eurex-Exchanges herewith revoke the suspension of the admission to trading."	"Die Voraussetzungen der Boersenzulassung sind wieder erfuehrt. Deshalb heben die Geschaeftsfuehrungen der Eurex-Boersen hiermit ihre Anordnung des Ruhens der Boersenzulassung auf."	TID = <NCM>
Release NCM Legal Message to NCM	"The exchange admission criteria are fulfilled again. Therefore, the Management Boards of the Eurex-Exchanges herewith revoke the suspension of the admission to trading."	"Die Voraussetzungen der Boersenzulassung sind wieder erfuehrt. Deshalb heben die Geschaeftsfuehrungen der Eurex-Boersen hiermit ihre Anordnung des Ruhens der Boersenzulassung auf."	TID = <NCM>
Release NCM Legal Message to respective CM	"The exchange admission criteria are fulfilled again. Therefore, the Management Boards of the Eurex-Exchanges herewith revoke the suspension of the admission to trading."	"Die Voraussetzungen der Boersenzulassung sind wieder erfuehrt. Deshalb heben die Geschaeftsfuehrungen der Eurex-Boersen hiermit ihre Anordnung des Ruhens der Boersenzulassung auf."	TID = <NCM>

6 Entitlement

6.1 Overview

The entitlement mechanism used in C7 to grant members and users access to functionality also applies to Advanced Risk Protection. This chapter gives an overview of the main principles of the entitlement model for C7 Advanced Risk Protection and describes the set-up and configuration options.

6.2 Roles and privileges

The C7 entitlement model uses roles as a basis. The roles are assigned to a member and the member's service administrator can assign the roles to the other users.

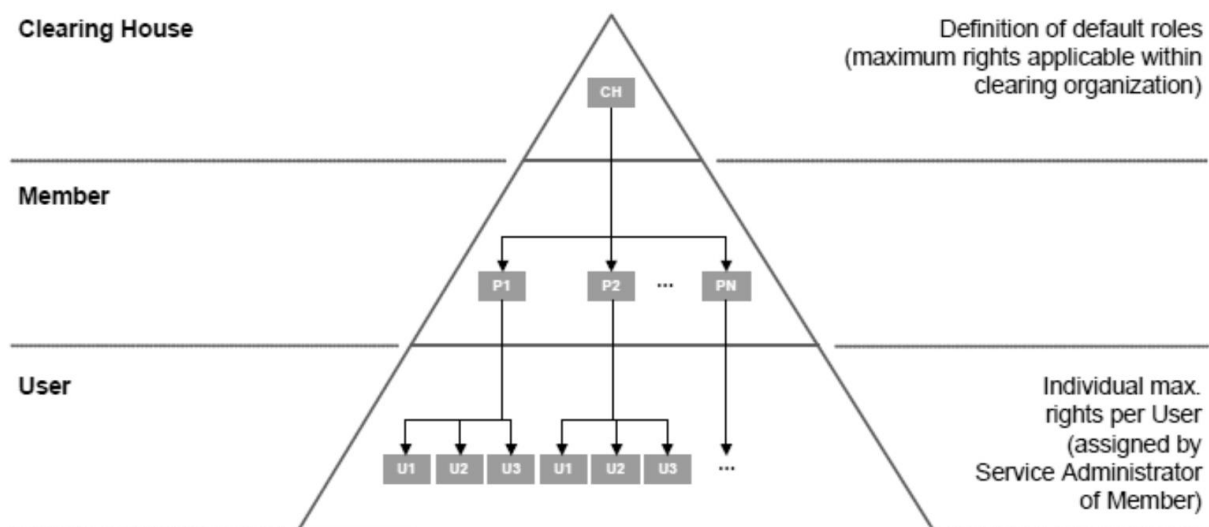
The roles themselves contain privileges. Every privilege defines access to a specific activity. For example, a member could have the privilege to "Maintain Risk Limits". A request entered by a user can only be processed, if the corresponding privilege is assigned to the user/member.

The following roles are supported:

- Risk Manager – This role represents the rights to use stop/release button and to perform maintenance of risk limits. The role is meant to be assigned to Clearing Members.
- Risk Limit Manager - This role represents the rights to perform maintenance of risk limits. The role is meant to be assigned to both Non Clearing Members and Clearing Members.
- Risk Manager View - This role represents the rights to view risk limits. The role is meant to be assigned to both Clearing Members and Non Clearing Members.

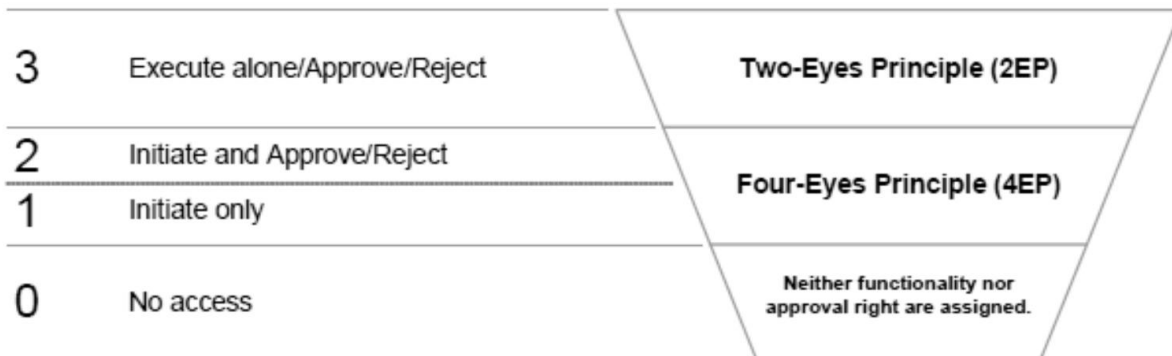
6.3 General set-up and maintenance

The C7 entitlement model follows a hierarchical approach. This approach uses a top-down logic for the allocation of access rights.



To provide a user with a right, this right must be initially assigned to the member to which the user belongs. Eurex Clearing AG/ European Commodity Clearing AG defines the maximum entitlements of a member (e.g. based on the member type) and assigns the roles to the members accordingly. The member (service administrator) can define and maintain the entitlements for the other users. While assigning roles to users, the member can modify the entitlement levels for privileges contained in the roles.

The following four entitlement levels are available in the system:



- **Entitlement Level 3** indicates that the user is allowed to initiate an action alone and no second user is required for approval. The user can additionally approve or reject actions entered by another user.
- **Entitlement Level 2** indicates that the user is allowed to initiate an action while requesting a four-eyes approval and approve or reject actions entered by another user.
- **Entitlement Level 1** indicates that the user is allowed to initiate an action requesting a four-eyes approval.
- **Entitlement Level 0** indicates that the user has no access to any privilege at all. This means that the user can neither initiate nor approve or reject.

As the entitlement concept follows a hierarchical approach, the entitlement of a user can never exceed the maximum entitlements of the member. Consequently, reductions in these maximum entitlements of a member are automatically applied to the entitlement settings of the affected users.

For detailed information on the entitlement mechanism, please refer to the C7 – User Entitlement Guide, available for download on the Eurex Clearing website:

www.eurex.com/ec-en/ > Support > Initiatives & Releases > C7 Releases > related release > System documentation

6.4 Four-eyes principle processing

Entitlement levels define how a certain activity can be performed by a user and to which extent. If the four-eyes principle is required for a certain activity, a user cannot perform the action on his own, but needs a second user to approve the action. The user initiating the action for which the four-eyes principle is required needs to have at least the entitlement level 1. For the approval of any four-eyes principle request, the user requires an entitlement level of at least 2. Four-eyes principles can be applied to a range of activities as listed in the C7 – User Entitlement Guide available for download on the Eurex Clearing website under the following path:

www.eurex.com/ec-en/ > Support > Initiatives & Releases > C7 Releases > related release > System documentation

For further detail on particular four-eyes logic per functionality, please refer to the respective chapters below.

6.4.1 Four-eyes principle processing for C7 Advanced Risk Protection features

Members may optionally specify that activities related to Advanced Risk Protection are subject to the four eyes principle process.